



US00D858269S

(12) **United States Design Patent**
Huggins

(10) **Patent No.:** **US D858,269 S**
(45) **Date of Patent:** **** Sep. 3, 2019**

(54) **PRODUCT PACKAGE FOR ABSORBENT ARTICLES**

DESCRIPTION

(71) Applicant: **The Procter & Gamble Company**, Cincinnati, OH (US)

(72) Inventor: **Tracy Huggins**, Ft. Wright, KY (US)

(73) Assignee: **The Procter & Gamble Company**, Cincinnati, OH (US)

(**) Term: **15 Years**

(21) Appl. No.: **29/613,430**

(22) Filed: **Aug. 10, 2017**

(51) **LOC (12) Cl.** **04-03**

(52) **U.S. Cl.**
USPC **D9/414**

(58) **Field of Classification Search**
USPC D9/414-420, 499, 434, 658, 432, 631;
D14/485, 487; D20/27; D19/11
(Continued)

(56) **References Cited**

U.S. PATENT DOCUMENTS

D280,734 S * 9/1985 Bateman D19/11
5,839,585 A 11/1998 Miller
(Continued)

OTHER PUBLICATIONS

U.S. Appl. No. 29/613,425, filed Aug. 10, 2017, Tracy Huggins.
(Continued)

Primary Examiner — Rhea Shields

(74) *Attorney, Agent, or Firm* — George H. Leal

(57) **CLAIM**

The ornamental design for a product package for absorbent articles, as shown and described.

The file of this patent contains at least one drawing executed in color. Copies of this patent with color drawings will be provided by the Office upon request and payment of the necessary fee.

FIG. 1 is a perspective view of a first embodiment showing a top, right side and front view of a product package for absorbent articles;

FIG. 2 is a top view of the embodiment of the package shown in FIG. 1;

FIG. 3 is a front view of the embodiment of the package shown in FIG. 1;

FIG. 4 is a bottom view of the embodiment of the package shown in FIG. 1;

FIG. 5 is a back view of the embodiment of the package shown in FIG. 1;

FIG. 6 is a left side view of the embodiment of the package shown in FIG. 1; and

FIG. 7 is a right side view of the embodiment of the package shown in FIG. 1.

FIG. 8 is a perspective view of a second embodiment showing a top, right side, and front view of a product package for absorbent articles;

FIG. 9 is a top view of the embodiment of the package shown in FIG. 8;

FIG. 10 is a front view of the embodiment of the package shown in FIG. 8;

FIG. 11 is a bottom view of the embodiment of the package shown in FIG. 8;

FIG. 12 is a back view of the embodiment of the package shown in FIG. 8;

FIG. 13 is a left side view of the embodiment of the package shown in FIG. 8; and

FIG. 14 is a right side view of the embodiment of the package shown in FIG. 8.

FIG. 15 is a perspective view of a third embodiment showing a top, right side, and front view of a product package for absorbent articles;

FIG. 16 is a top view of the embodiment of the package shown in FIG. 15;

FIG. 17 is a front view of the embodiment of the package shown in FIG. 15;

(Continued)

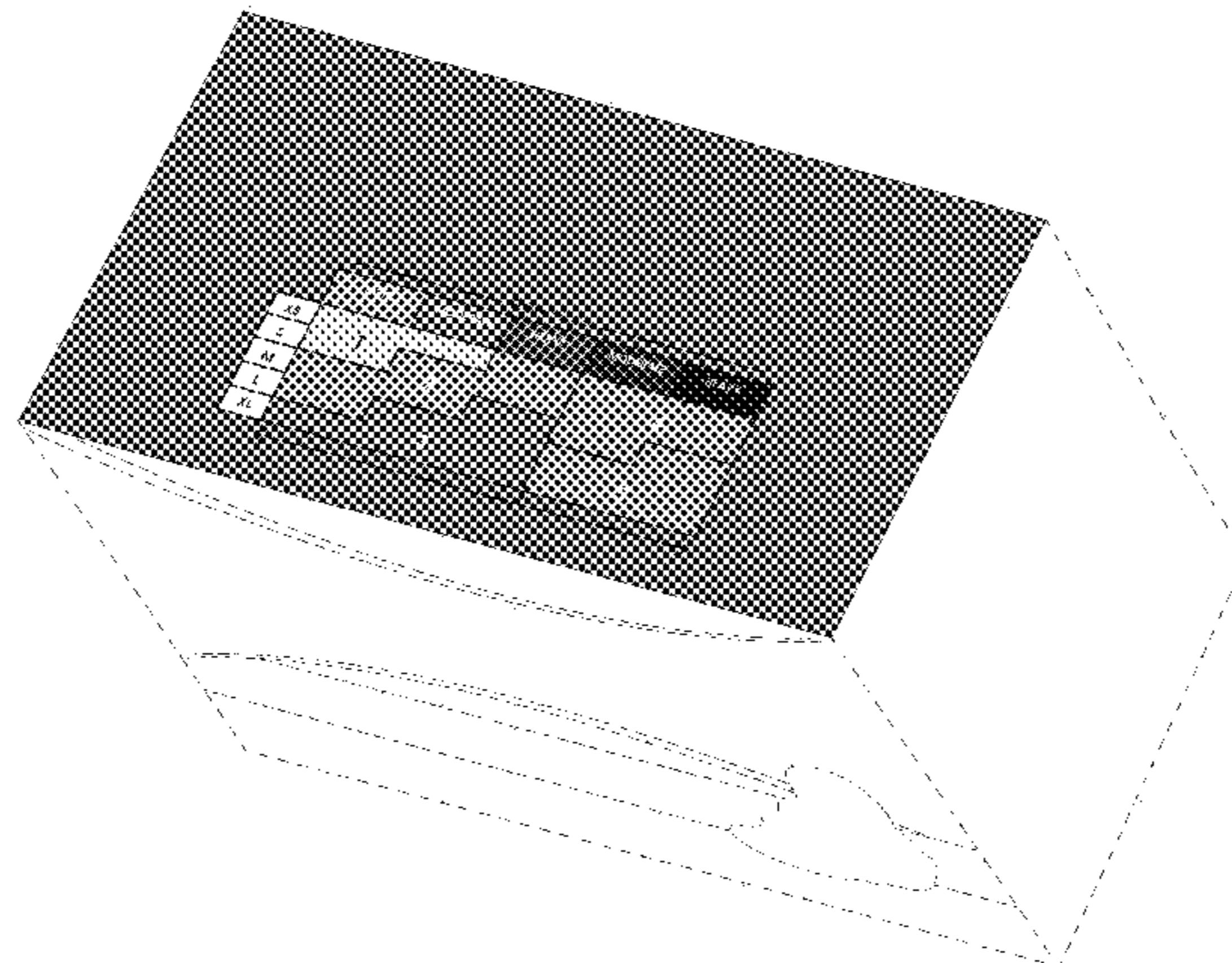


FIG. 18 is a bottom view of the embodiment of the package shown in FIG. 15;
 FIG. 19 is a back view of the embodiment of the package shown in FIG. 15;
 FIG. 20 is a left side view of the embodiment of the package shown in FIG. 15; and
 FIG. 21 is a right side view of the embodiment of the package shown in FIG. 15.
 FIG. 22 is a perspective view of a fourth embodiment showing a top, right side, and front view of a product package for absorbent articles;
 FIG. 23 is a top view of the embodiment of the package shown in FIG. 22;
 FIG. 24 is a front view of the embodiment of the package shown in FIG. 22;
 FIG. 25 is a bottom view of the embodiment of the package shown in FIG. 22;
 FIG. 26 is a back view of the embodiment of the package shown in FIG. 22;
 FIG. 27 is a left side view of the embodiment of the package shown in FIG. 22; and,
 FIG. 28 is a right side view of the embodiment of the package shown in FIG. 22.
 Broken lines are included for the purpose of illustrating environment and form no part of the claimed design.

**1 Claim, 16 Drawing Sheets
 (8 of 16 Drawing Sheet(s) Filed in Color)**

(58) **Field of Classification Search**
 CPC G06F 3/04817
 See application file for complete search history.

(56)

References Cited

U.S. PATENT DOCUMENTS

5,865,322	A	2/1999	Miller	
5,947,302	A	9/1999	Miller	
6,454,095	B1	9/2002	Brisebois et al.	
6,604,609	B2	8/2003	Bruce et al.	
D500,524	S *	1/2005	Stewart	D20/27
D548,241	S *	8/2007	Viegers	D14/487
D686,068	S *	7/2013	DiFranza	D9/434
D686,069	S *	7/2013	DiFranza	D9/434
D686,492	S *	7/2013	DiFranza	D9/434
D688,125	S *	8/2013	DiFranza	D9/434
8,636,146	B2	1/2014	Coulter et al.	
D741,871	S *	10/2015	Chung	G06F 3/04817 D14/485
D783,397	S *	4/2017	Riffe	D9/434
D836,000	S *	12/2018	Huggins	D9/631
D842,097	S *	3/2019	Huggins	D9/432
D842,690	S *	3/2019	Huggins	D9/432
2004/0122745	A1	6/2004	Hantke et al.	
2006/0293634	A1	12/2006	Thomas et al.	
2008/0110782	A1	5/2008	Burgdorf et al.	
2011/0034897	A1	2/2011	Nomoto et al.	
2015/0232220	A1	8/2015	Keith et al.	
2016/0038353	A1	2/2016	Bonilla et al.	

OTHER PUBLICATIONS

U.S. Appl. No. 29/613,428, filed Aug. 10, 2017, Tracy Huggins.
 U.S. Appl. No. 29/613,432, filed Aug. 10, 2017, Tracy Huggins.
 All Office Actions for U.S. Appl. No. 14/741,500 (Case 13491),
 filed Jun. 17, 2015.

* cited by examiner

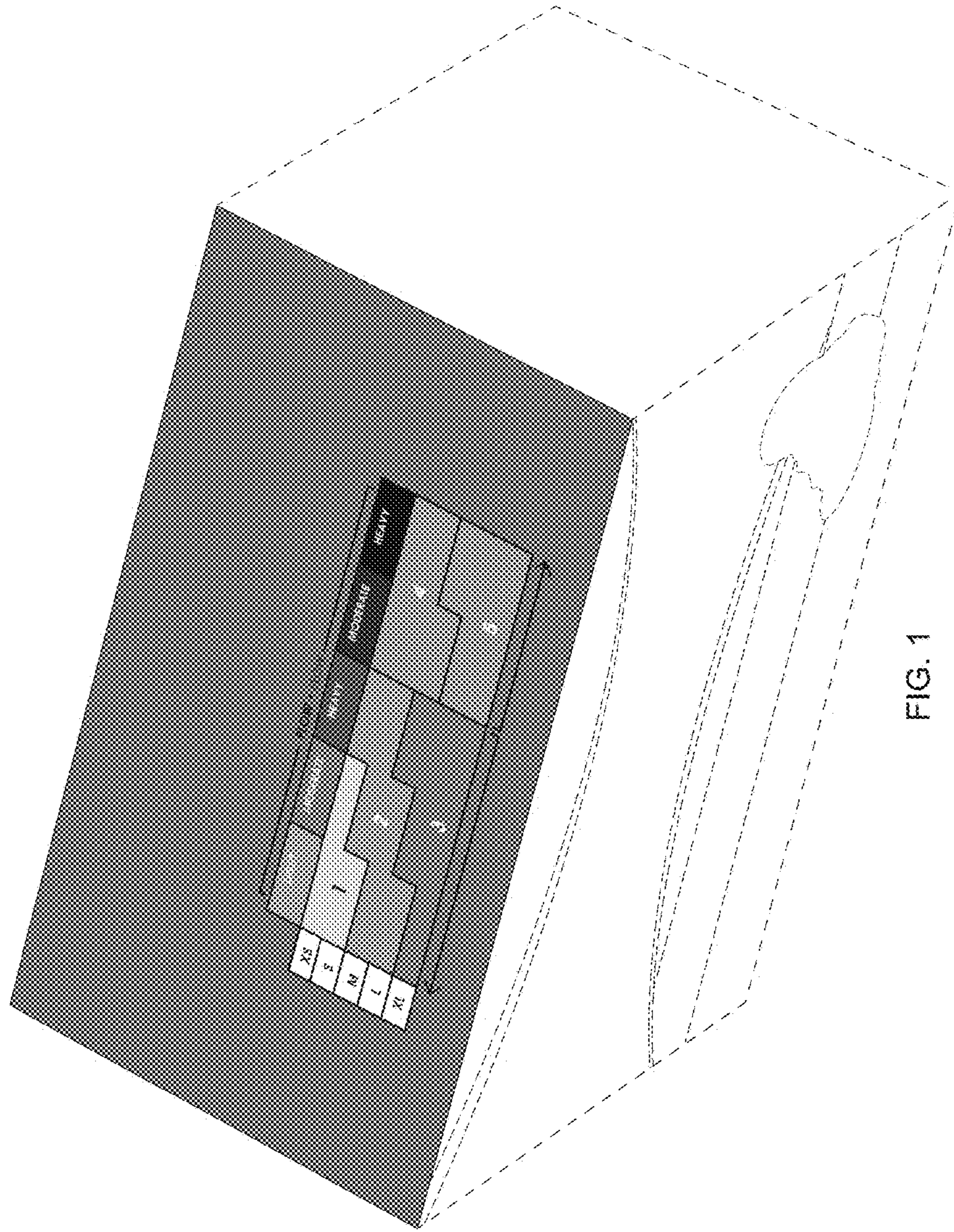


FIG. 1

	LIGHT	MODERATE	HEAVY	MIDGEKATE	HEAVY
XS	1				
S		2			
M			3		
L				4	
XL					5

FIG. 2

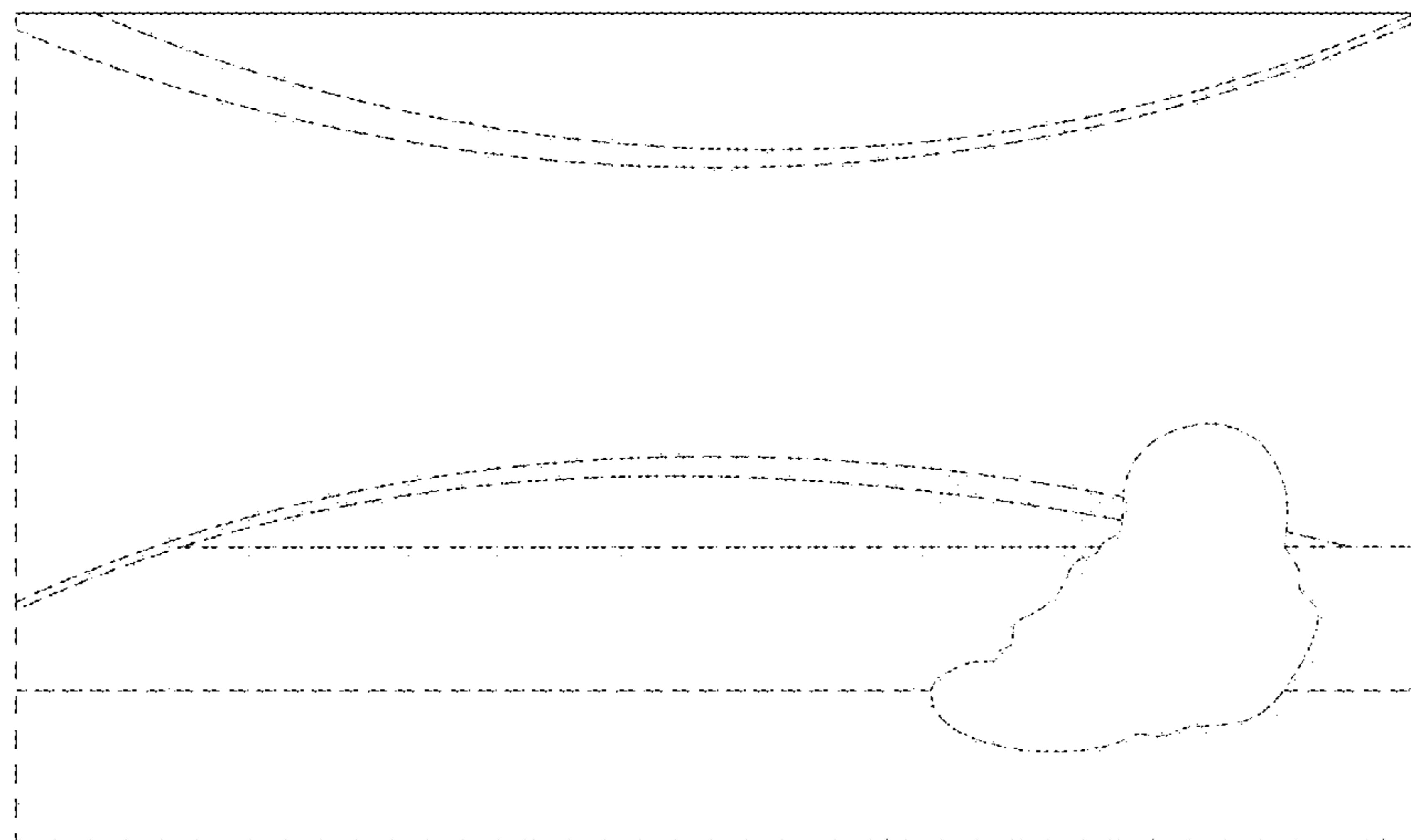


FIG. 3



FIG. 4



FIG. 5



FIG. 6



FIG. 7

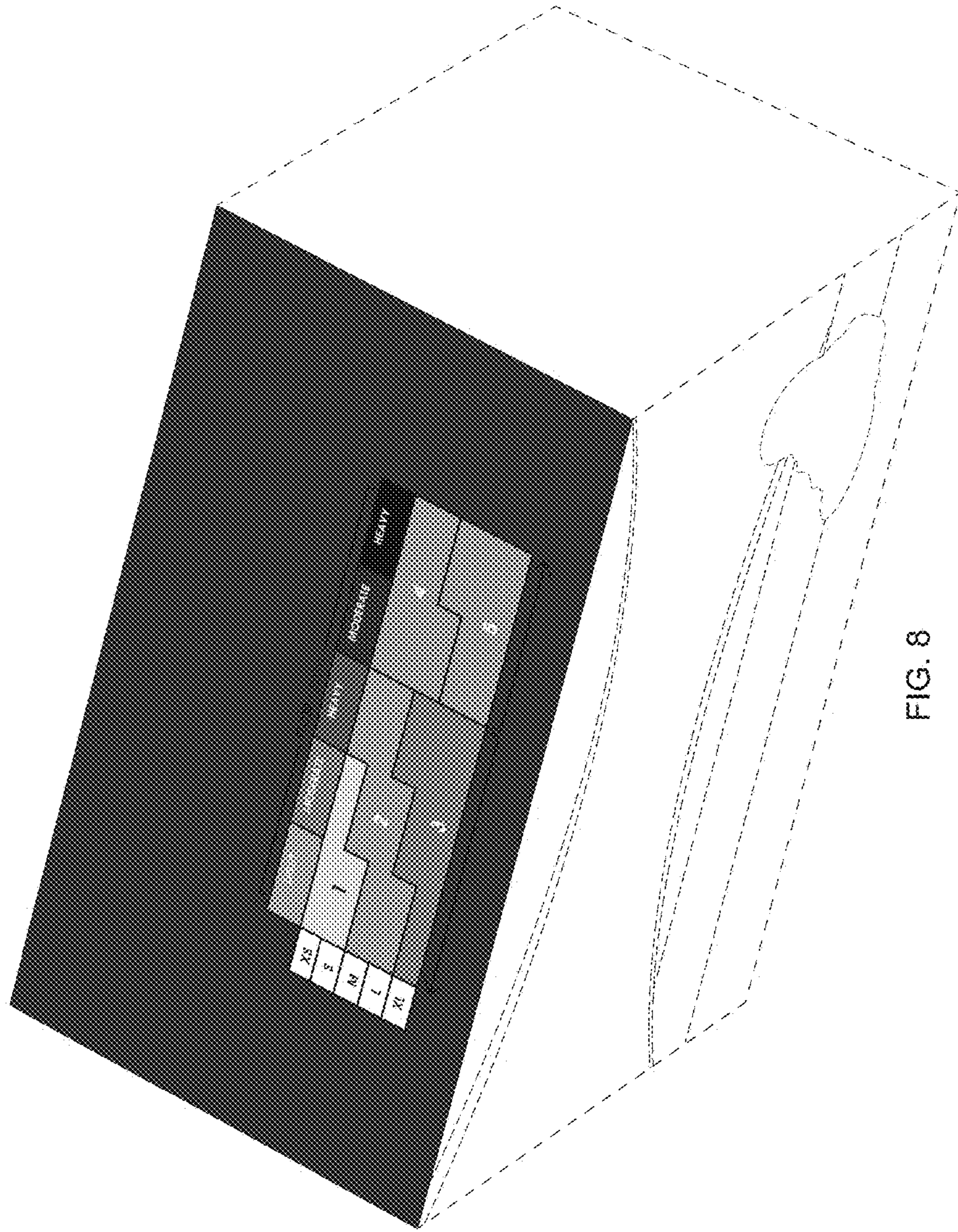


FIG. 8

A grid diagram showing the layout of a garment pattern. The grid has five rows labeled XS, S, M, L, and XL on the left side. The top row has five columns labeled MODERATE, HEAVY, MODERATE, and HEAVY. The grid cells contain various patterns of shading and lines, representing different parts of the garment. The S, M, and L rows have a vertical line in the first column, and the XL row has a vertical line in the second column.

FIG. 9

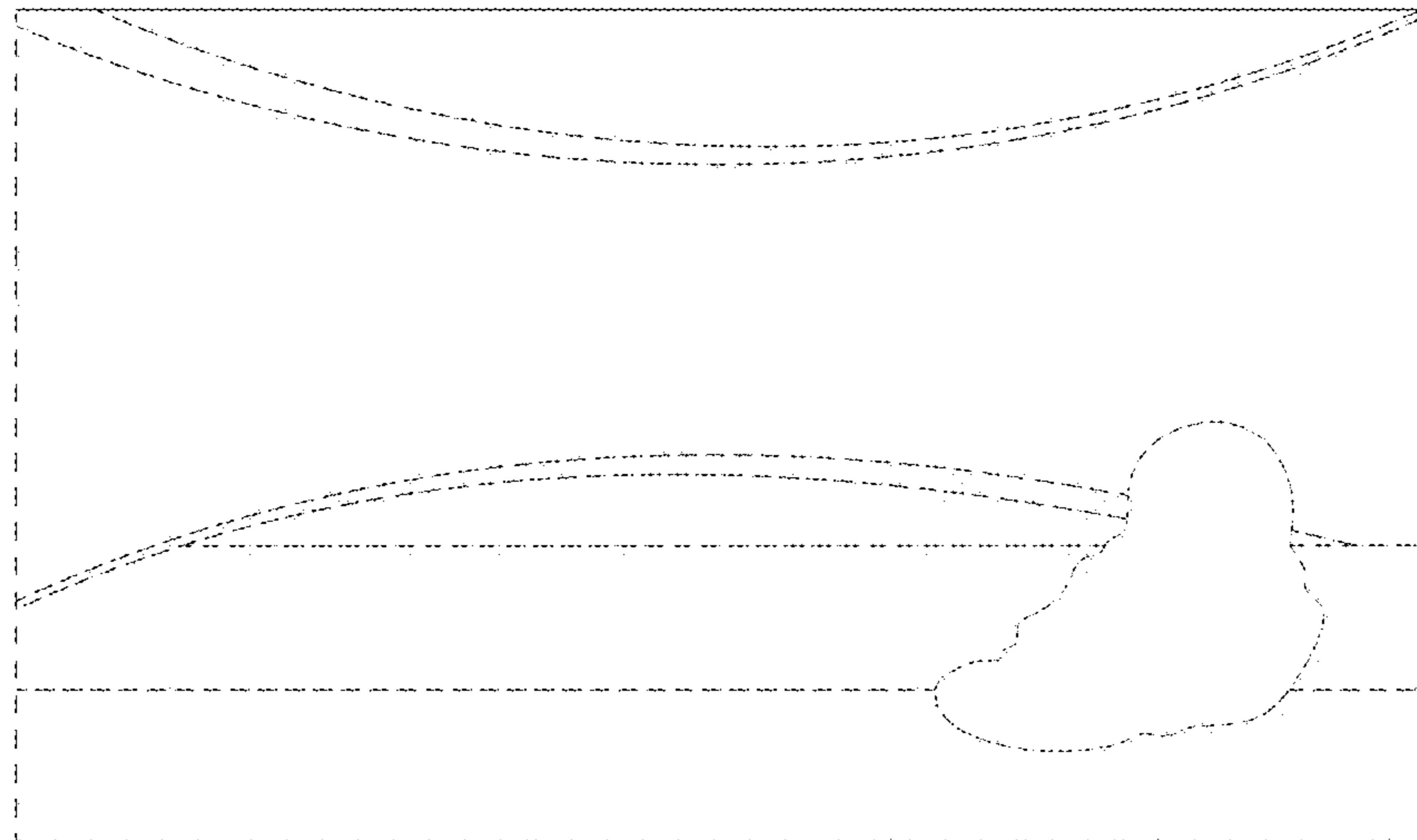


FIG. 10




FIG. 11



FIG. 12



FIG. 13



FIG. 14

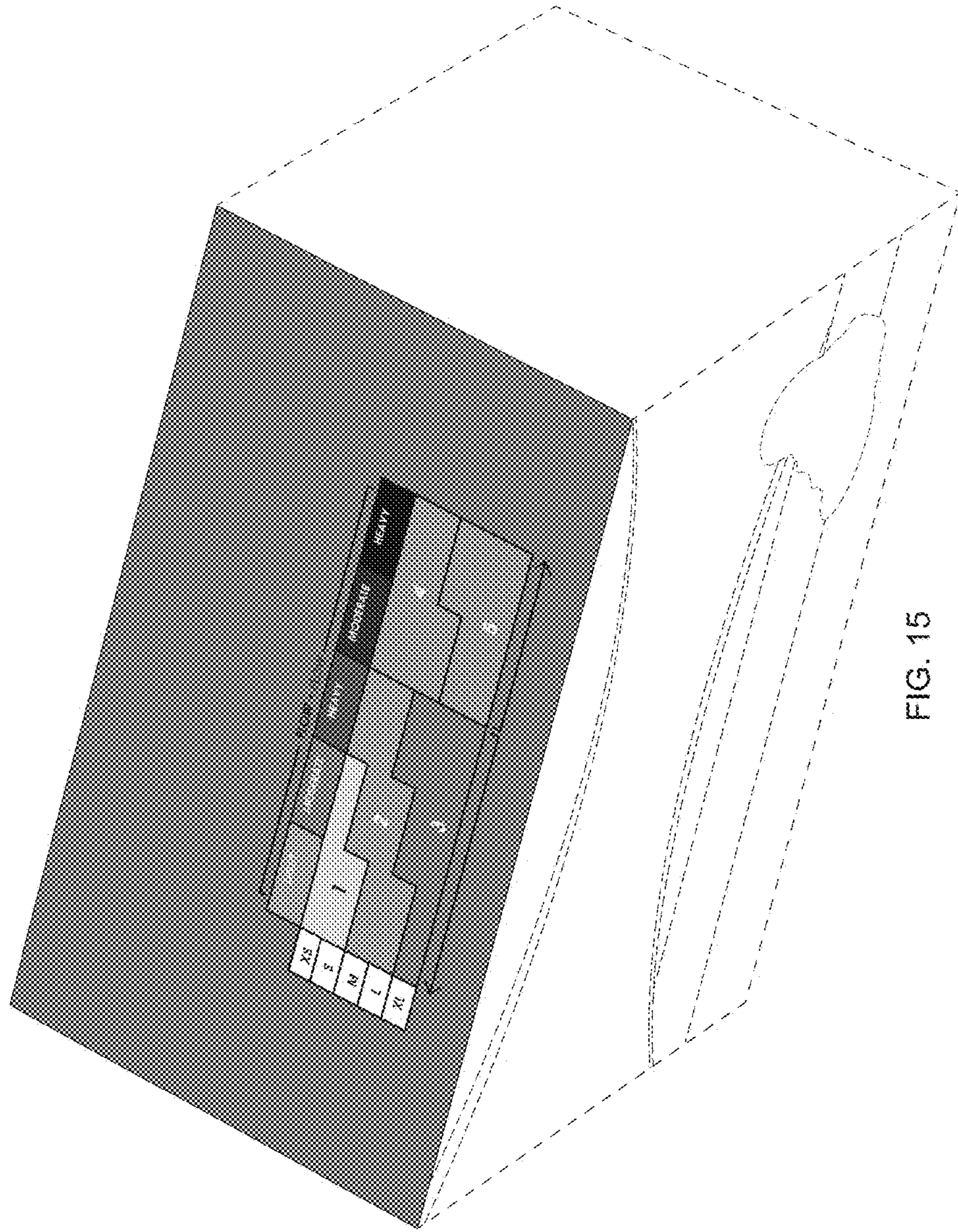


FIG. 15

	LIGHT	MODERATE	HEAVY	MEDIUM	HEAVY
XS	1				
S		2			
M			3		
L				4	
XL					5

FIG. 16

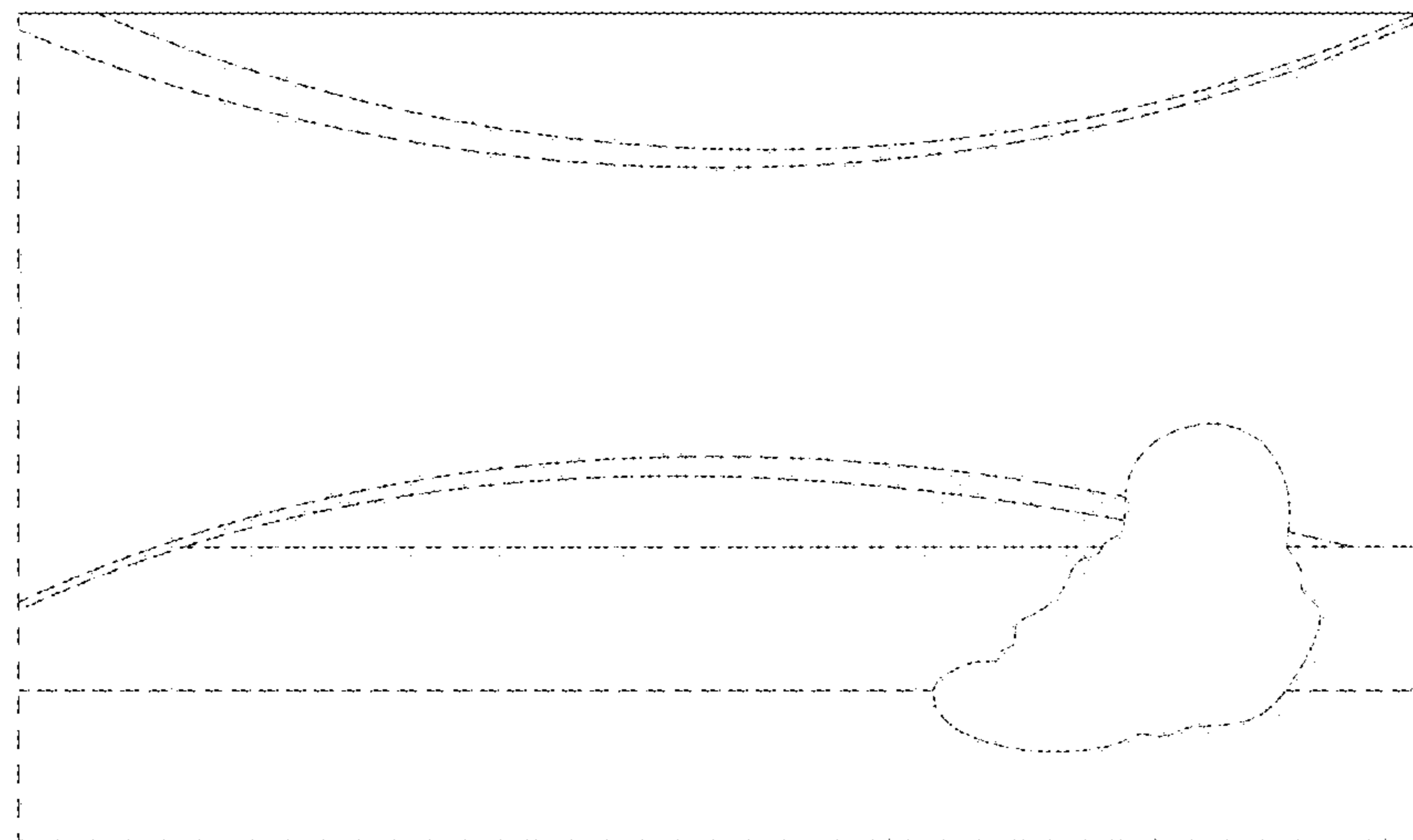


FIG. 17



FIG. 18



FIG. 19



FIG. 20



FIG. 21

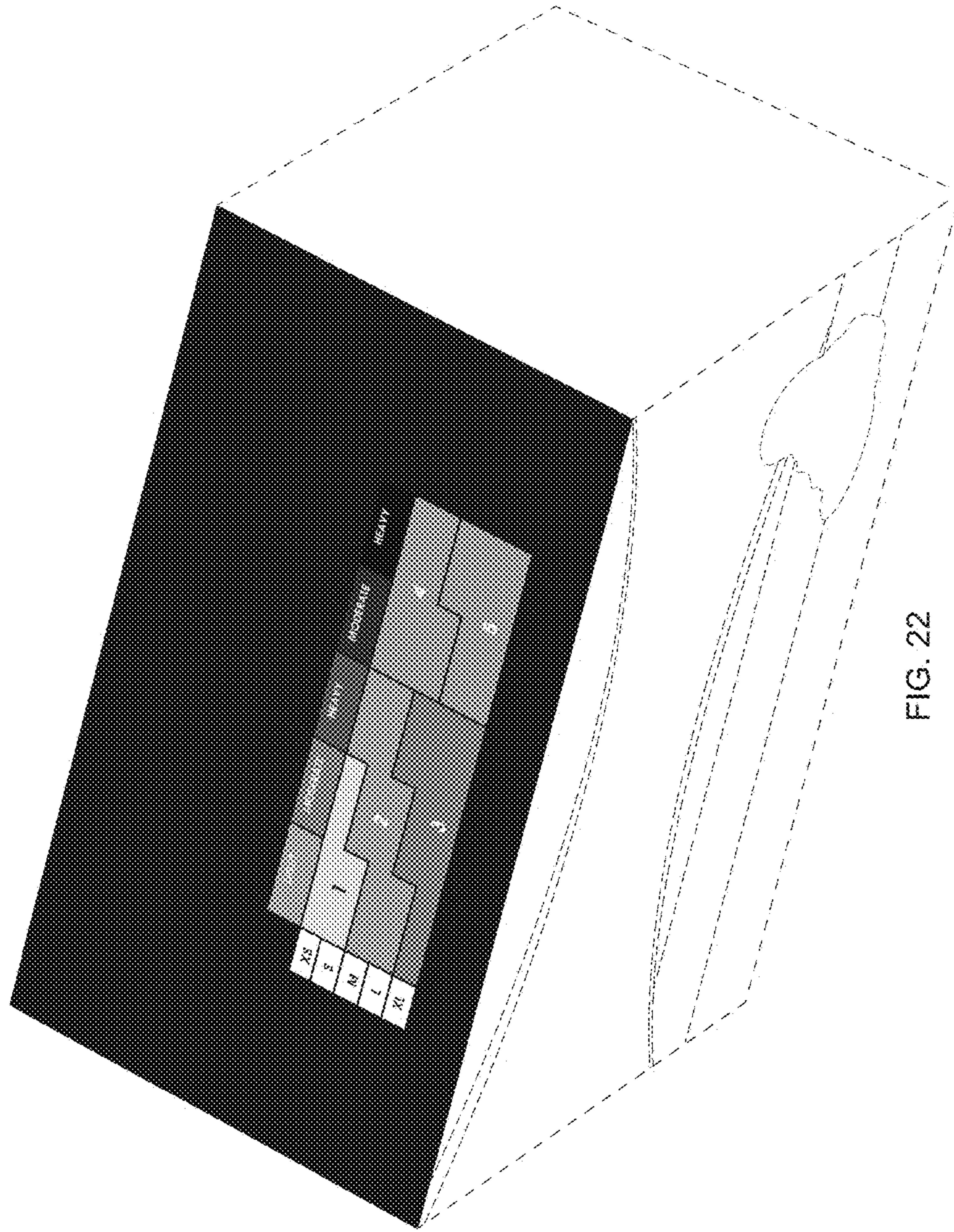


FIG. 22

A grid diagram showing the layout of a garment pattern. The grid is composed of several rectangular sections. The top row is labeled with 'MODERATE', 'HEAVY', 'MODERATE', and 'HEAVY'. The left column is labeled with 'XS', 'S', 'M', 'L', and 'XL'. The grid contains various shaded and unshaded rectangular areas, representing different parts of the garment pattern for different sizes and weights.

FIG. 23

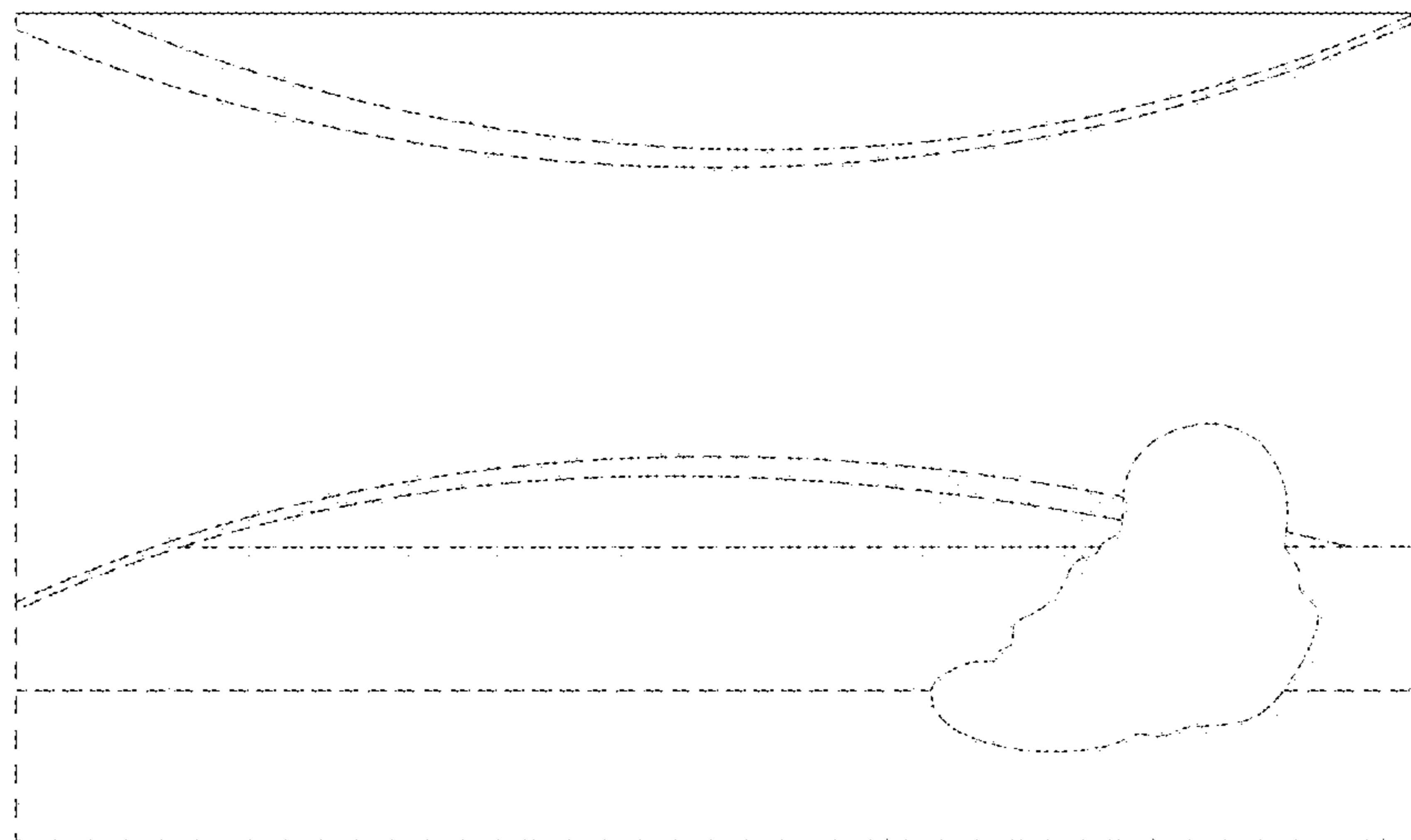


FIG. 24




FIG. 25



FIG. 26



FIG. 27



FIG. 28