



US00D858249S

(12) **United States Design Patent** (10) **Patent No.:** **US D858,249 S**
Petzl (45) **Date of Patent:** **** Sep. 3, 2019**

(54) **HARNESS**
(71) Applicant: **ZEDEL**, Crolles (FR)
(72) Inventor: **Paul Petzl**, Barraux (FR)
(73) Assignee: **ZEDEL**, Crolles (FR)
(**) Term: **15 Years**
(21) Appl. No.: **29/634,124**
(22) Filed: **Jan. 18, 2018**

7,552,515 B2 * 6/2009 Funo A44B 11/04
24/200
D619,497 S * 7/2010 Paik D11/218
D619,498 S * 7/2010 Paik D11/218
D649,907 S * 12/2011 Kataguchi D11/218
D661,573 S * 6/2012 Paik D8/367
D668,580 S * 10/2012 Kax D11/218
D686,059 S * 7/2013 Paik D8/356
D731,921 S * 6/2015 Kung D11/218
D741,148 S * 10/2015 Liu D11/218
D742,722 S * 11/2015 Paik D8/356
D808,251 S * 1/2018 Hetrick D8/356
D823,717 S * 7/2018 Ho D11/218
D840,869 S * 2/2019 Koreishi D11/218
D840,870 S * 2/2019 Koreishi D11/218
D843,887 S * 3/2019 Frost D11/218

(30) **Foreign Application Priority Data**
Jul. 18, 2017 (EM) 004107928-0002
(51) **LOC (12) Cl.** **08-06**
(52) **U.S. Cl.**
USPC **D8/323**
(58) **Field of Classification Search**
USPC D8/356, 354, 349; D30/139; D11/218
See application file for complete search history.

* cited by examiner

Primary Examiner — Cynthia R Underwood
(74) *Attorney, Agent, or Firm* — Oliff PLC

(56) **References Cited**
U.S. PATENT DOCUMENTS
5,123,153 A * 6/1992 Krauss A44B 11/10
24/171
5,205,021 A * 4/1993 Durand A44B 11/12
24/163 R
5,285,555 A * 2/1994 Bell A44B 11/10
24/171
D483,294 S * 12/2003 Uehara D11/218
D507,509 S * 7/2005 Hou D11/218
D508,218 S * 8/2005 Yoshiguchi D11/218
D510,297 S * 10/2005 Funo D11/218
D511,595 S * 11/2005 Bates 54/42.1
D564,409 S * 3/2008 Pontaoe D11/218
D576,077 S * 9/2008 Yoshiguchi D11/218

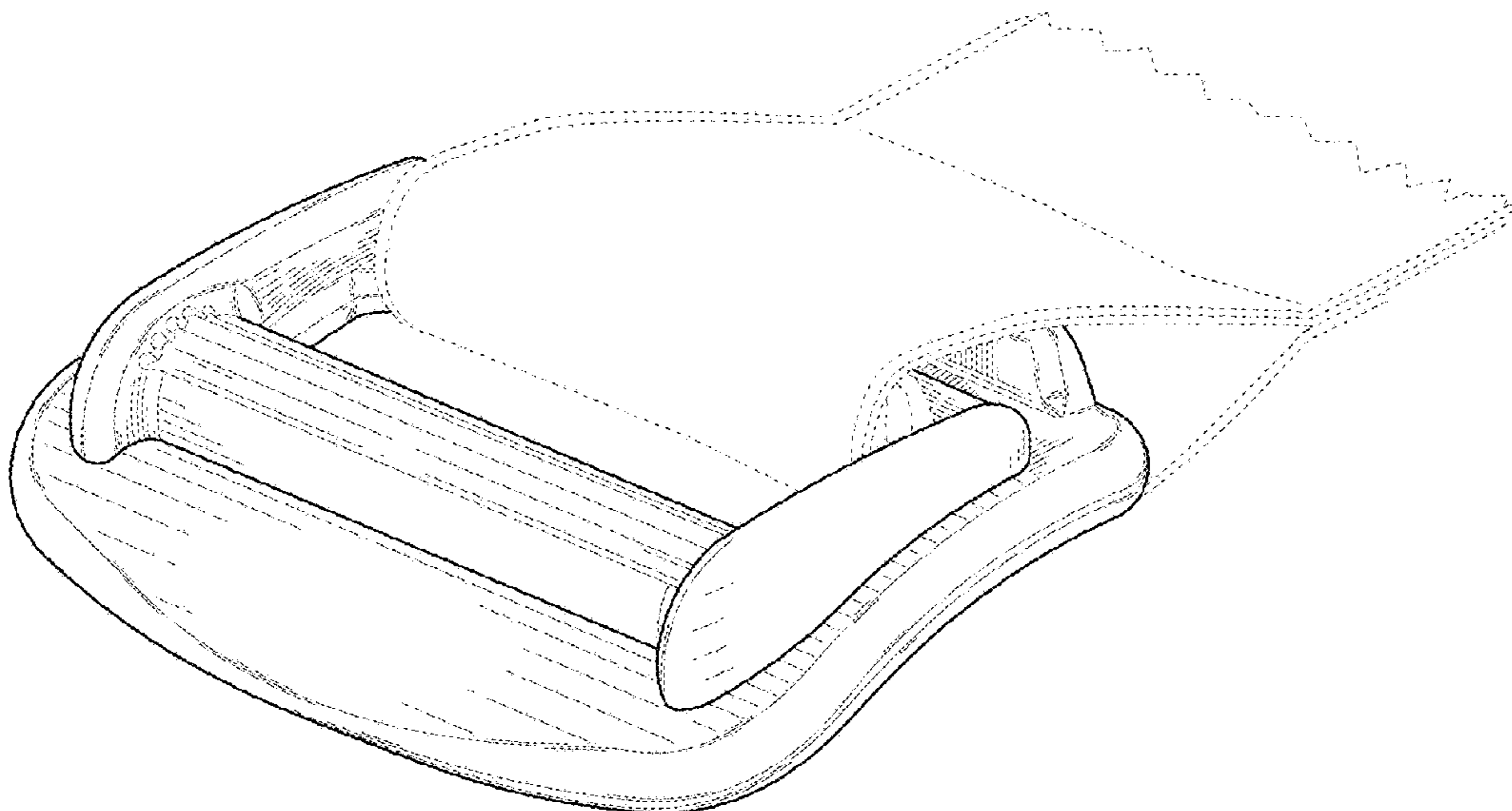
(57) **CLAIM**

The ornamental design for a harness, as shown and described.

DESCRIPTION

FIG. 1 is a front, right-side, top perspective view of the harness;
FIG. 2 is a front elevational view thereof;
FIG. 3 is a top plan view thereof;
FIG. 4 is a left-side elevational view thereof, the right-side elevational view (not provided) being a mirror image thereof;
FIG. 5 is a rear elevational view thereof; and,
FIG. 6 is a bottom plan view thereof.
The broken lines depict either unclaimed parts of the harness or environmental subject matter, and thus form no part of the claimed design.

1 Claim, 6 Drawing Sheets



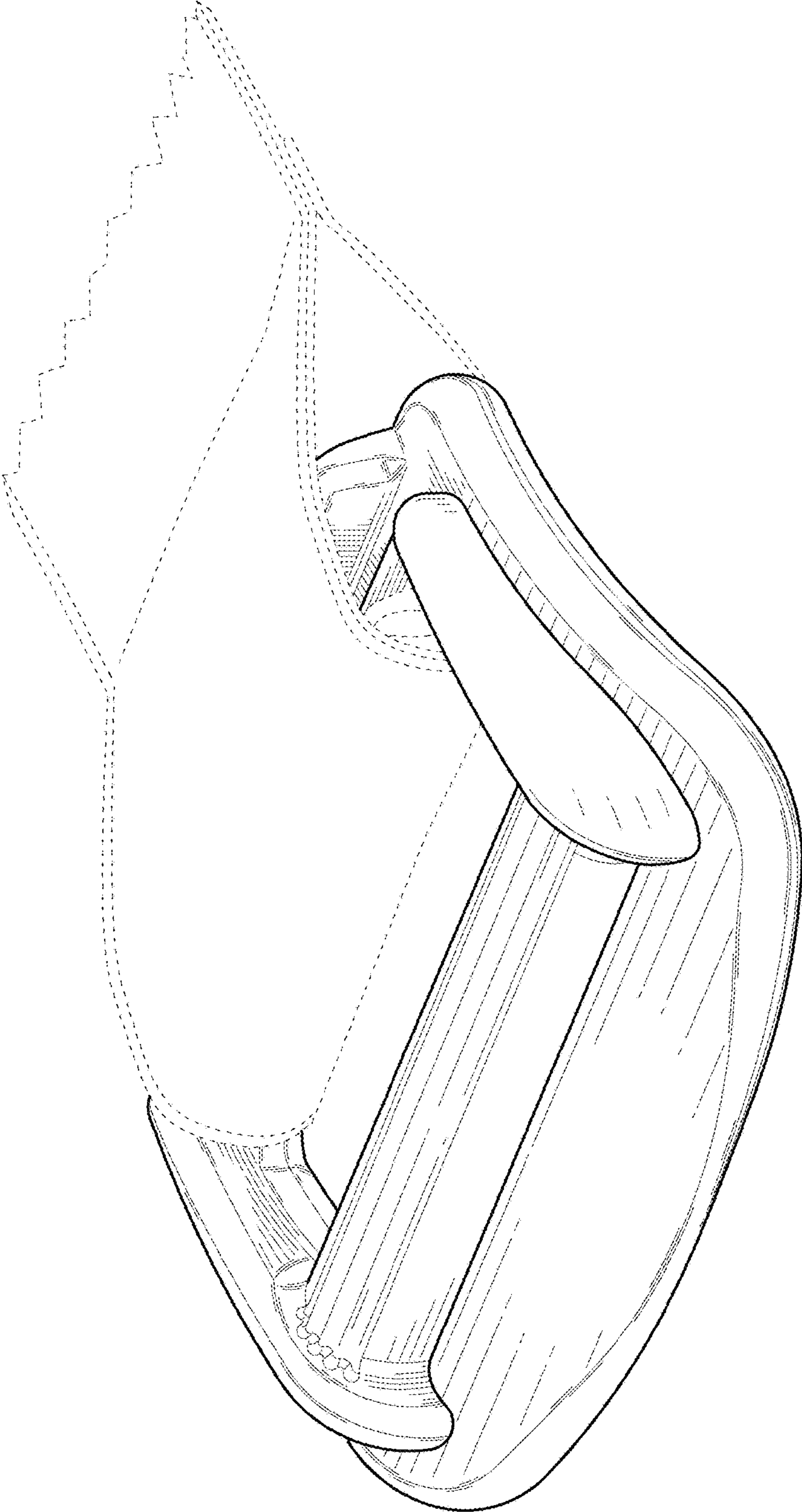


FIG. 1

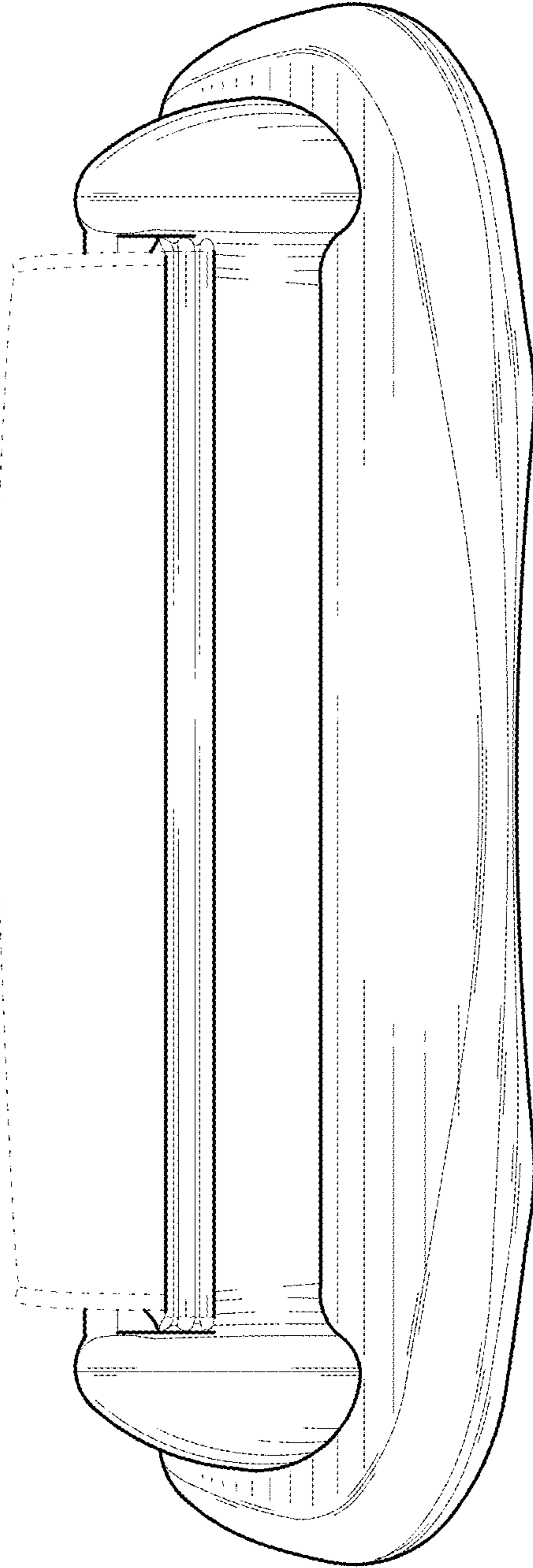


FIG. 2

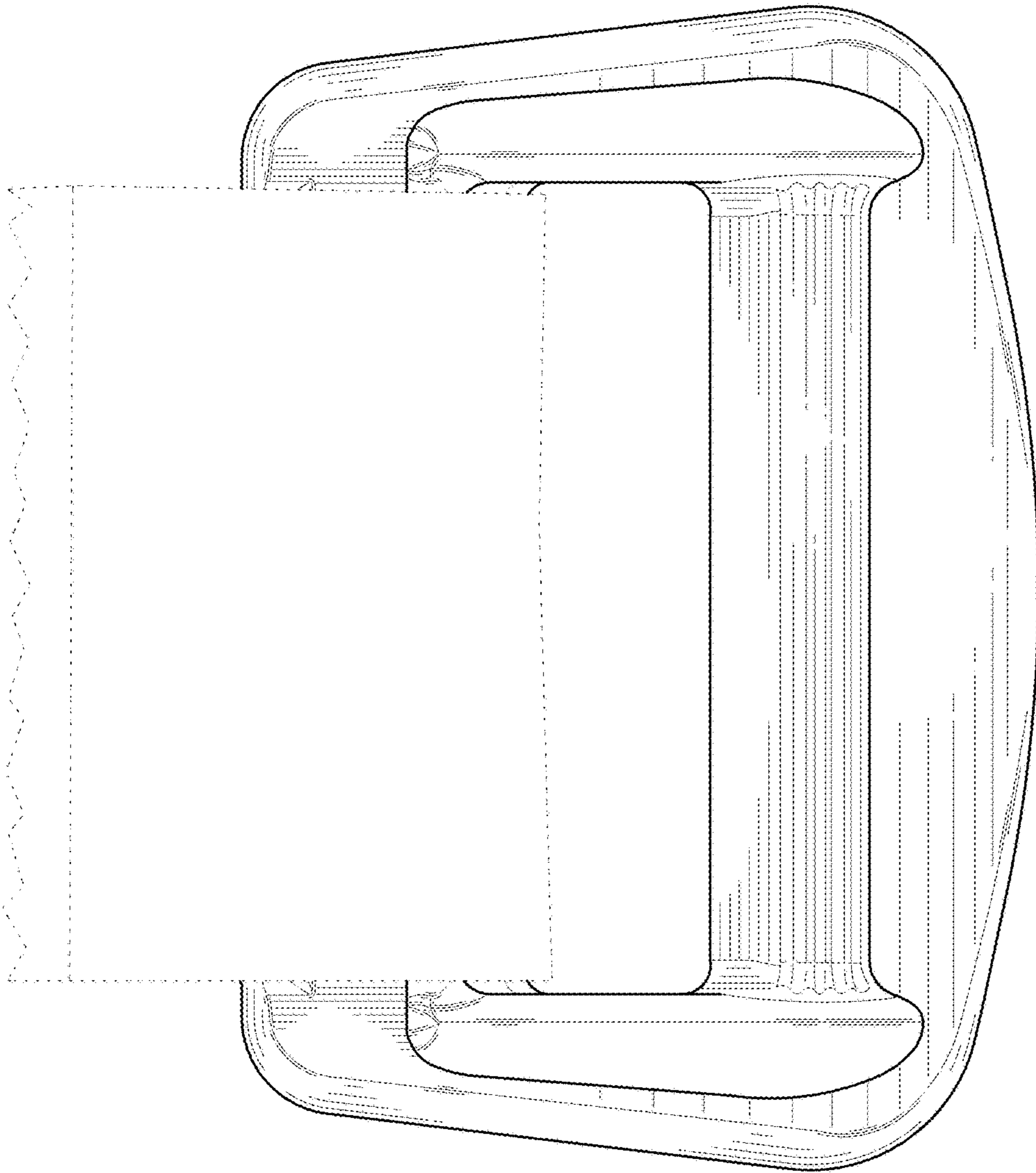


FIG. 3

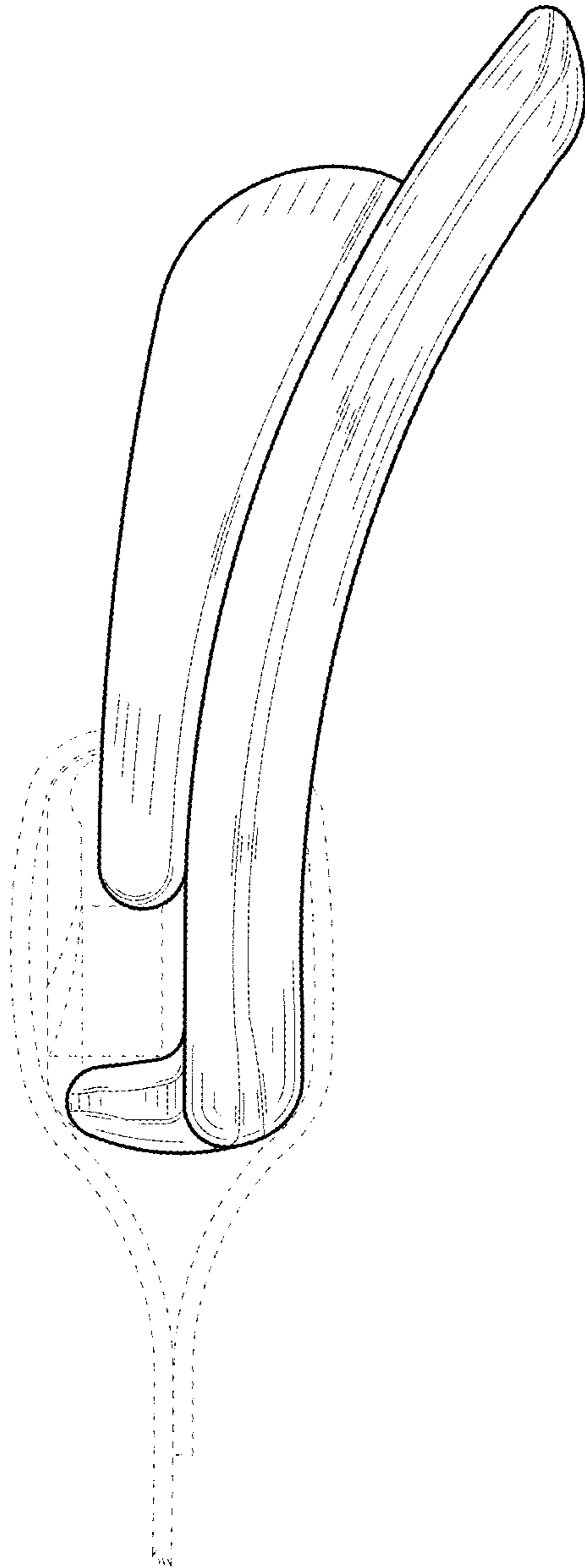


FIG. 4

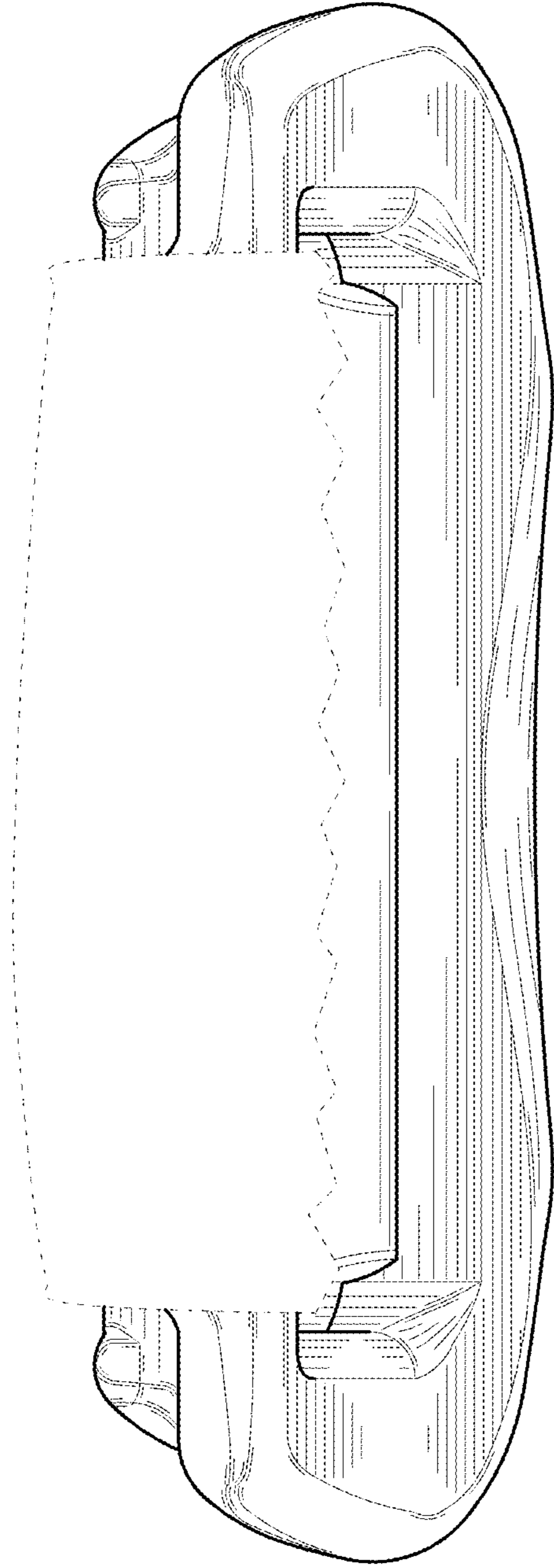


FIG. 5

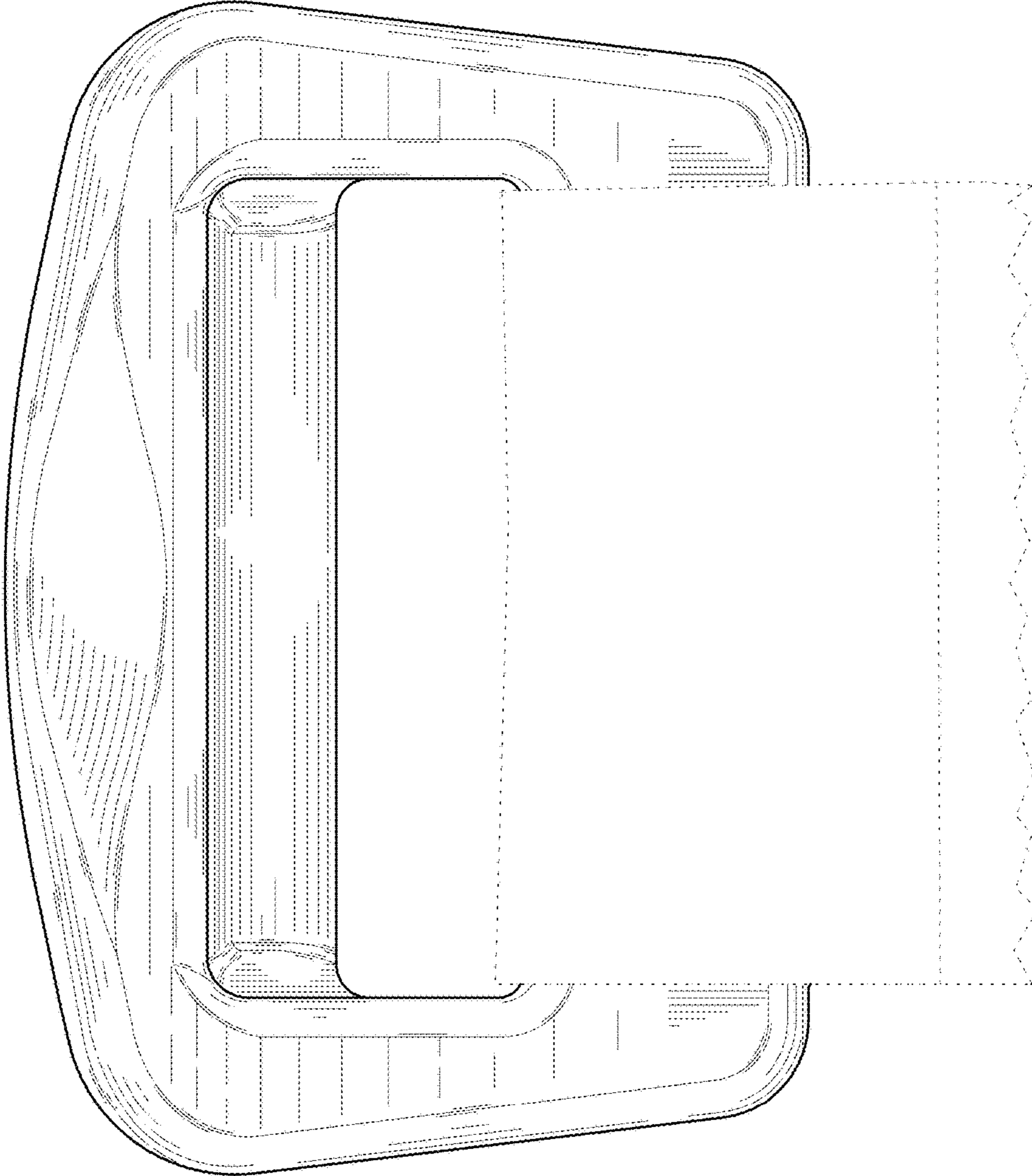


FIG. 6