



US00D858146S

(12) **United States Design Patent** (10) **Patent No.:** **US D858,146 S**
Herring et al. (45) **Date of Patent:** **** Sep. 3, 2019**

(54) **ELECTRIC HEIGHT ADJUSTABLE DESK**

(71) Applicant: **Spindle 360, Inc.**, Georgetown, TX (US)

(72) Inventors: **Jason Herring**, Georgetown, TX (US);
Shane Gilbreath, Georgetown, TX (US)

(73) Assignee: **Spindle 360, Inc.**, Georgetown, TX (US)

(**) Term: **15 Years**

(21) Appl. No.: **29/628,007**

(22) Filed: **Nov. 30, 2017**

(51) **LOC (12) Cl.** **06-03**

(52) **U.S. Cl.**
USPC **D6/641**

(58) **Field of Classification Search**
USPC D6/641, 654, 657, 663, 664, 664.1, 668,
D6/668.1, 668.2, 671, 671.1-671.4, 673,
D6/674, 675, 675.1-675.5, 694, 699;
D3/296, 297

CPC A47B 17/04; A47B 47/03; A47B 63/00;
A47B 67/00; A47B 67/04; A47B 88/00;
A47B 88/40; A47B 2220/03

See application file for complete search history.

(56) **References Cited**

U.S. PATENT DOCUMENTS

D258,786 S * 4/1981 Verdesca D6/686
D258,787 S * 4/1981 Verdesca D6/652
D270,025 S * 8/1983 Koves D6/652
D420,230 S * 2/2000 Wanek D6/671.1
D452,085 S * 12/2001 Chang D6/652
D520,777 S * 5/2006 DeBlois D6/671.1
D538,068 S * 3/2007 Newhouse D6/655.17

D605,423 S * 12/2009 Hamilton D6/671.1
D720,563 S * 1/2015 Burden D6/671.1
D783,316 S * 4/2017 Davis D6/655.1
D795,613 S * 8/2017 Hamm D6/657
D810,475 S * 2/2018 Ben Avi D6/667

OTHER PUBLICATIONS

Adjustable Height Executive Office Desk, posted at Modernofficefurniture.com, posted on Feb. 5, 2017, site visited Dec. 17, 2018. online, available from internet: <https://www.modernofficefurniture.com/adjustable-height-executive-office-desk-y11747.html> (Year: 2017).*

* cited by examiner

Primary Examiner — Mary Ann Calabrese

Assistant Examiner — Catherine Ho

(74) *Attorney, Agent, or Firm* — Kevin Keener; Keener and Associates P.C

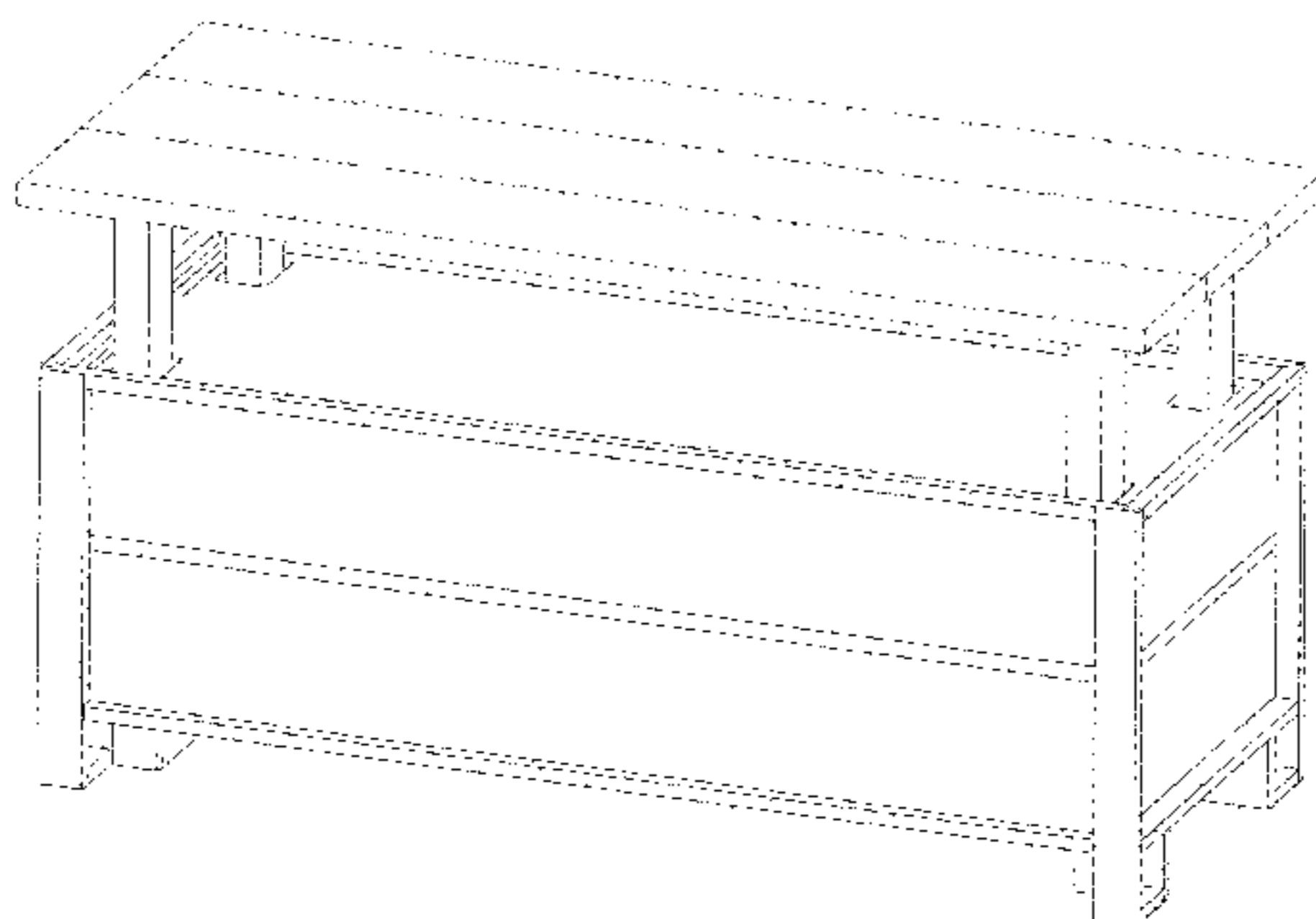

(57) **CLAIM**

The ornamental design for an electric height adjustable desk, as shown and described.

DESCRIPTION

FIG. 1 is a top front perspective view of an electric height adjustable desk, showing our new design; FIG. 2 is a top perspective view of an electric height adjustable desk in an extended position; FIG. 3 is a rear plan view of FIG. 1; FIG. 4 is a front plan view thereof; FIG. 5 is a left side plan view thereof; FIG. 6 is a right side plan view thereof; and, FIG. 7 is a bottom rear perspective view thereof. The broken lines shown in the drawings illustrate portions of the article which form no part of the claimed design.

1 Claim, 7 Drawing Sheets



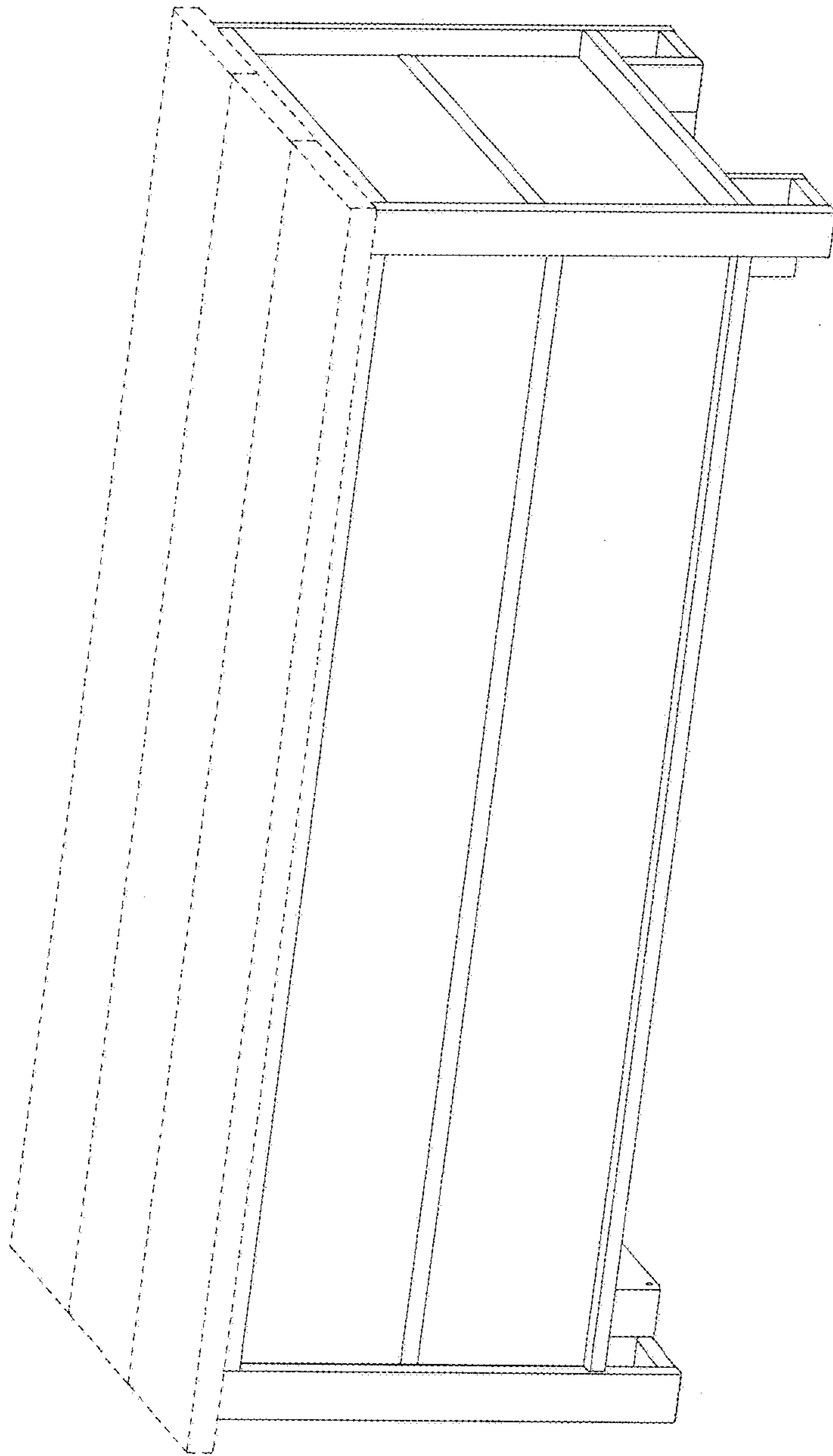


FIG. 1

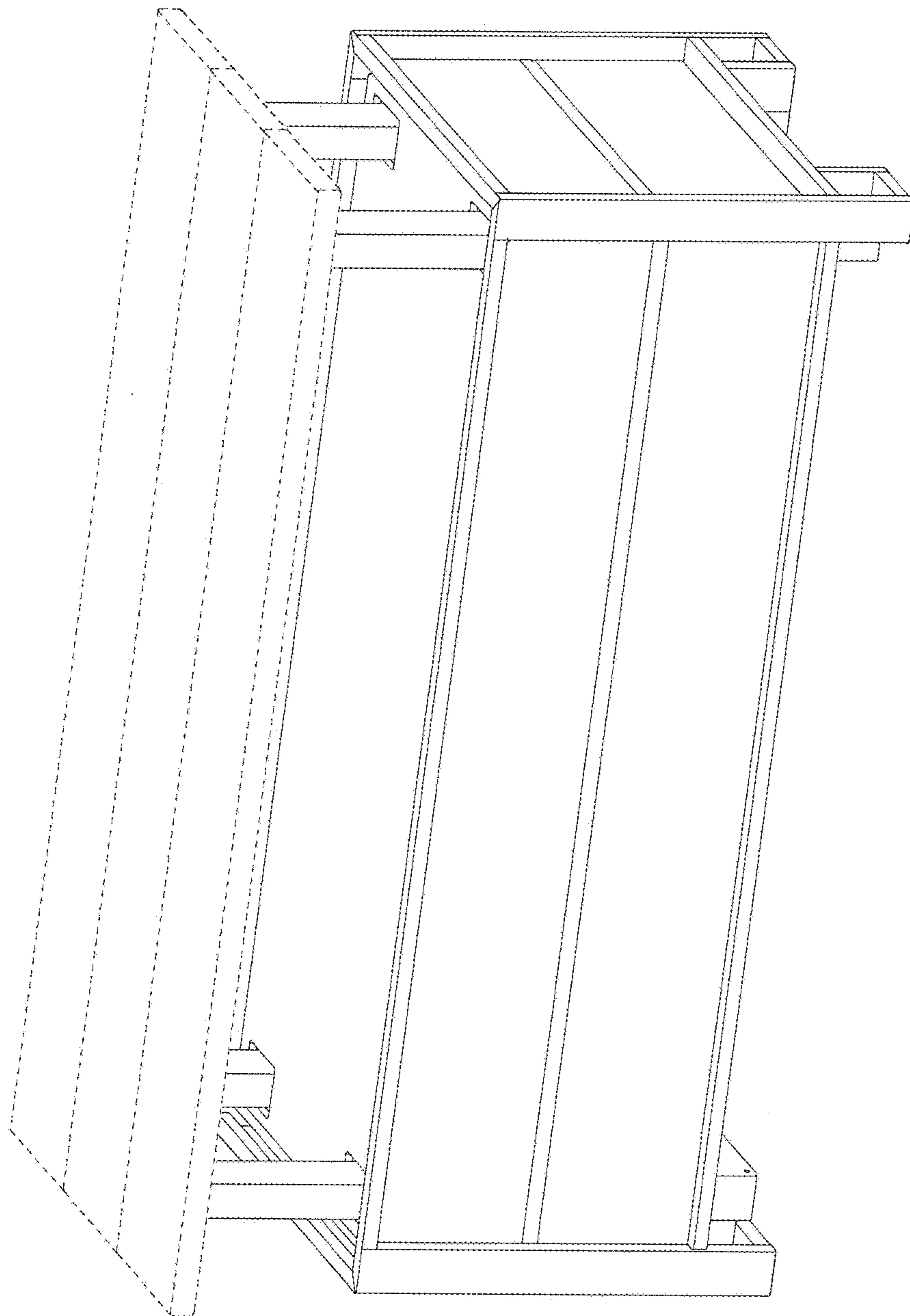


FIG. 2




FIG. 3




FIG. 4

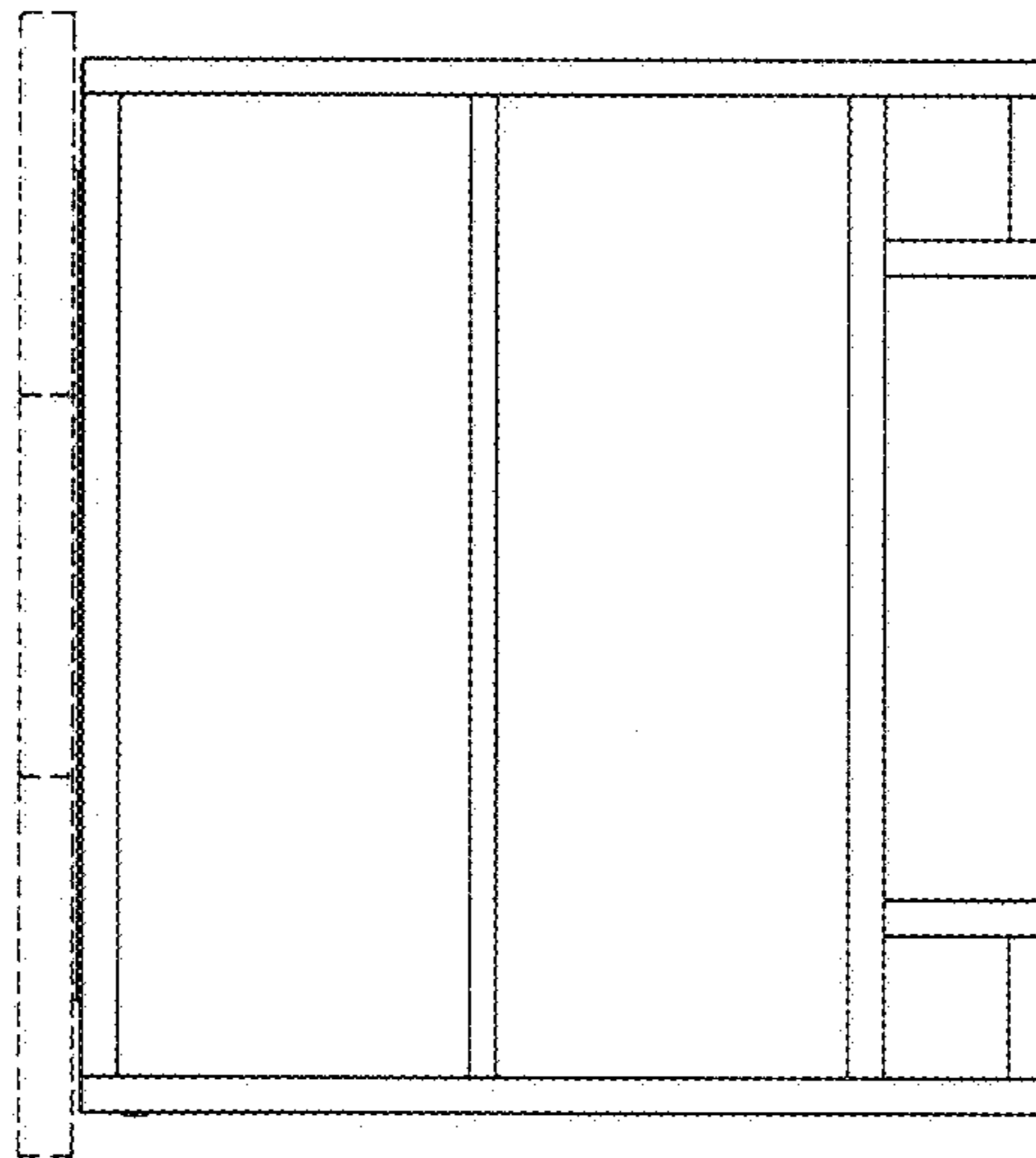


FIG. 5




FIG. 6

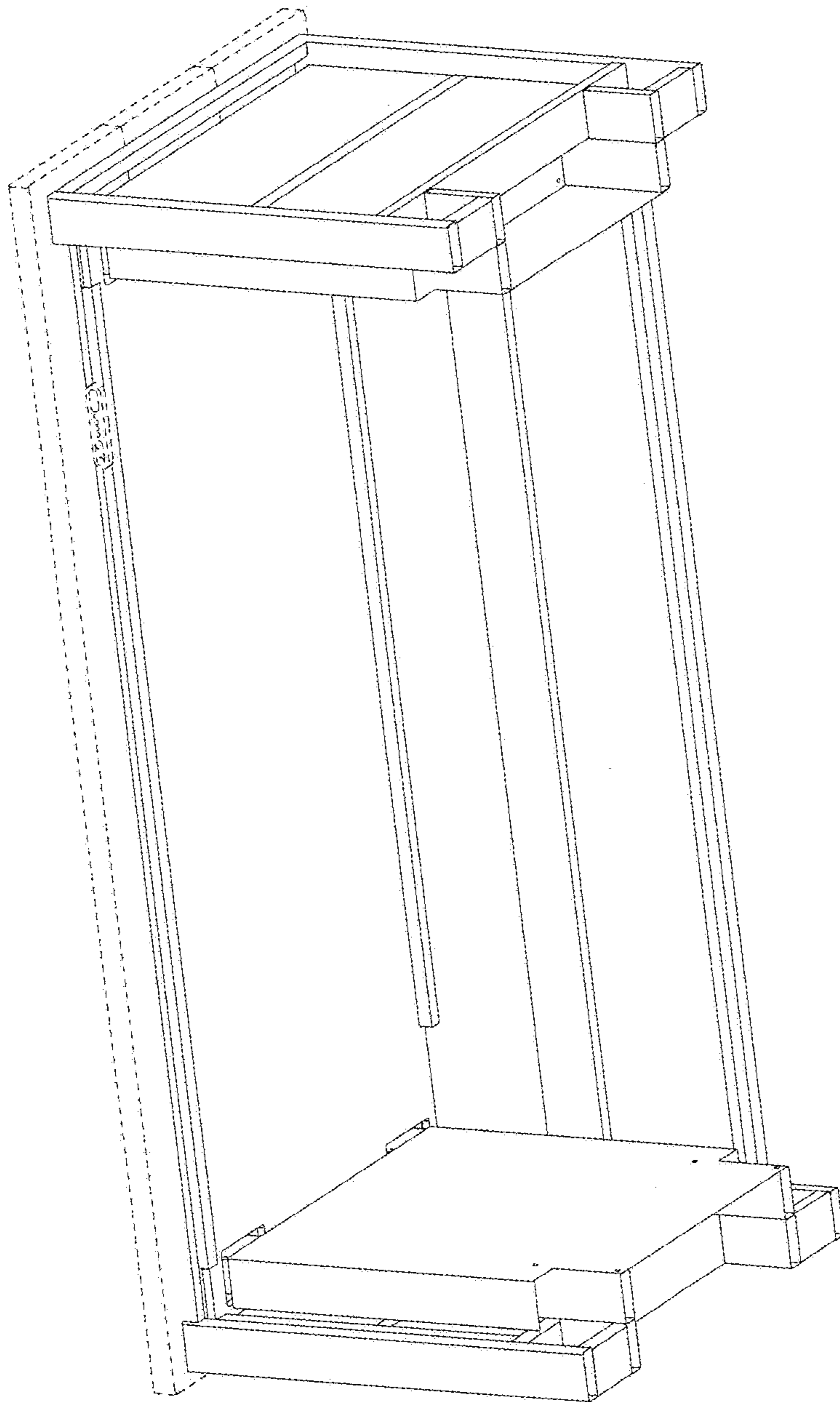


FIG. 7