



US00D858129S

(12) **United States Design Patent** (10) **Patent No.:** **US D858,129 S**  
**Sato** (45) **Date of Patent:** **\*\* Sep. 3, 2019**

(54) **CHAISE LONGUE**

(71) Applicant: **FLOS S.P.A.**, Bovezzo, Brescia (IT)

(72) Inventor: **Oki Sato**, Brescia (IT)

(73) Assignee: **FLOS S.P.A.**, Bovezzo, Brescia (IT)

(\*\*) Term: **15 Years**

(21) Appl. No.: **35/505,109**

(22) Filed: **Apr. 3, 2018**

(80) **Hague Agreement Data**

Int. Filing Date: **Apr. 3, 2018**

Int. Reg. No.: **DM/101491**

Int. Reg. Date: **Apr. 3, 2018**

Int. Reg. Pub. Date: **Jun. 15, 2018**

(30) **Foreign Application Priority Data**

Nov. 10, 2017 (IT) ..... 402017000128452

(51) **LOC (12) Cl.** ..... **06-01**

(52) **U.S. Cl.**  
USPC ..... **D6/361**

(58) **Field of Classification Search**

USPC ..... D6/334-336, 347, 348, 361, 363, 368,  
D6/716-176.6

CPC .... A47C 4/12; A47C 4/14; A47C 4/20; A47C  
4/28; A47C 4/30; A47C 4/42; A47C 7/50;  
A47C 7/54; A47C 7/506; A47C 1/143;  
A47C 1/043; A47C 4/06

See application file for complete search history.

(56) **References Cited**

U.S. PATENT DOCUMENTS

D163,297	S	*	5/1951	Laskowitz	.....	D6/361
2,620,021	A	*	12/1952	Molla	.....	A47C 1/026 280/652
2,847,060	A	*	8/1958	Pearlstine	.....	A47C 1/0265 297/359
D260,459	S	*	9/1981	Lamb	.....	D6/368
D279,239	S	*	6/1985	Meier	.....	D6/361
D295,582	S	*	5/1988	Conn	.....	D6/361
D325,676	S	*	4/1992	Parker	.....	D6/361
D375,415	S	*	11/1996	Cutten	.....	D6/348
D433,574	S	*	11/2000	Zheng	.....	D6/368
D819,353	S	*	6/2018	Li	.....	D6/369
D825,213	S	*	8/2018	Sagnier	.....	D6/361
D840,183	S	*	2/2019	Rideau	.....	D6/716

\* cited by examiner

*Primary Examiner* — Mary Ann Calabrese

*Assistant Examiner* — Jennifer L Rempfer

(74) *Attorney, Agent, or Firm* — Thomas|Horstemeyer,  
LLP

(57) **CLAIM**


The ornamental design for chaise longue, as shown and described.

**DESCRIPTION**


1. Chaise longues

The model regards a chaise longue; fig. 1.1 is a perspective view of the model; fig. 1.2 is a left view thereof; fig. 1.3 is a right view thereof; fig. 1.4 is a front view thereof; fig. 1.5 is a back view thereof; fig. 1.6 is a top view thereof; fig. 1.7 is a bottom view thereof.

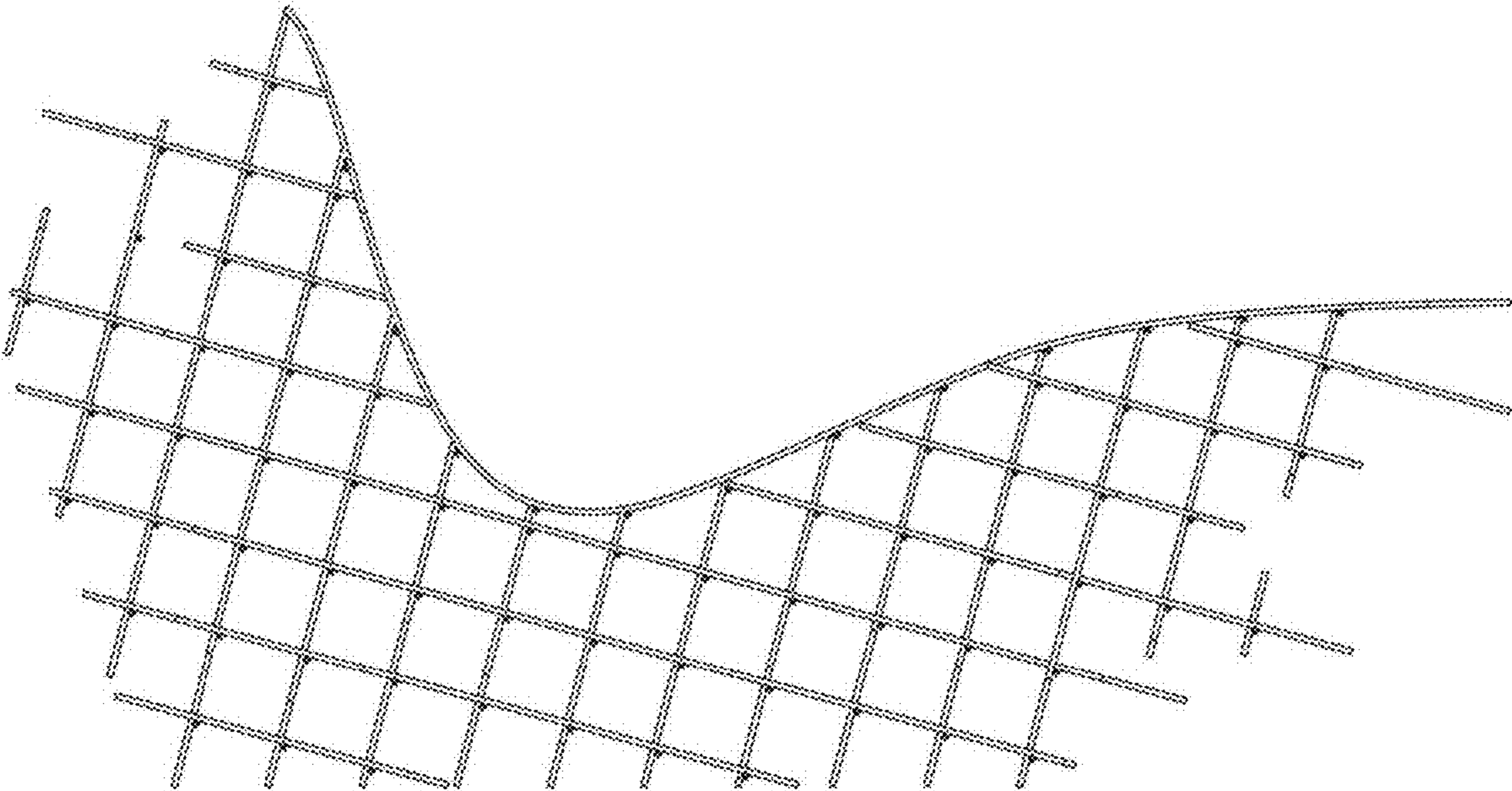
**1 Claim, 7 Drawing Sheets**



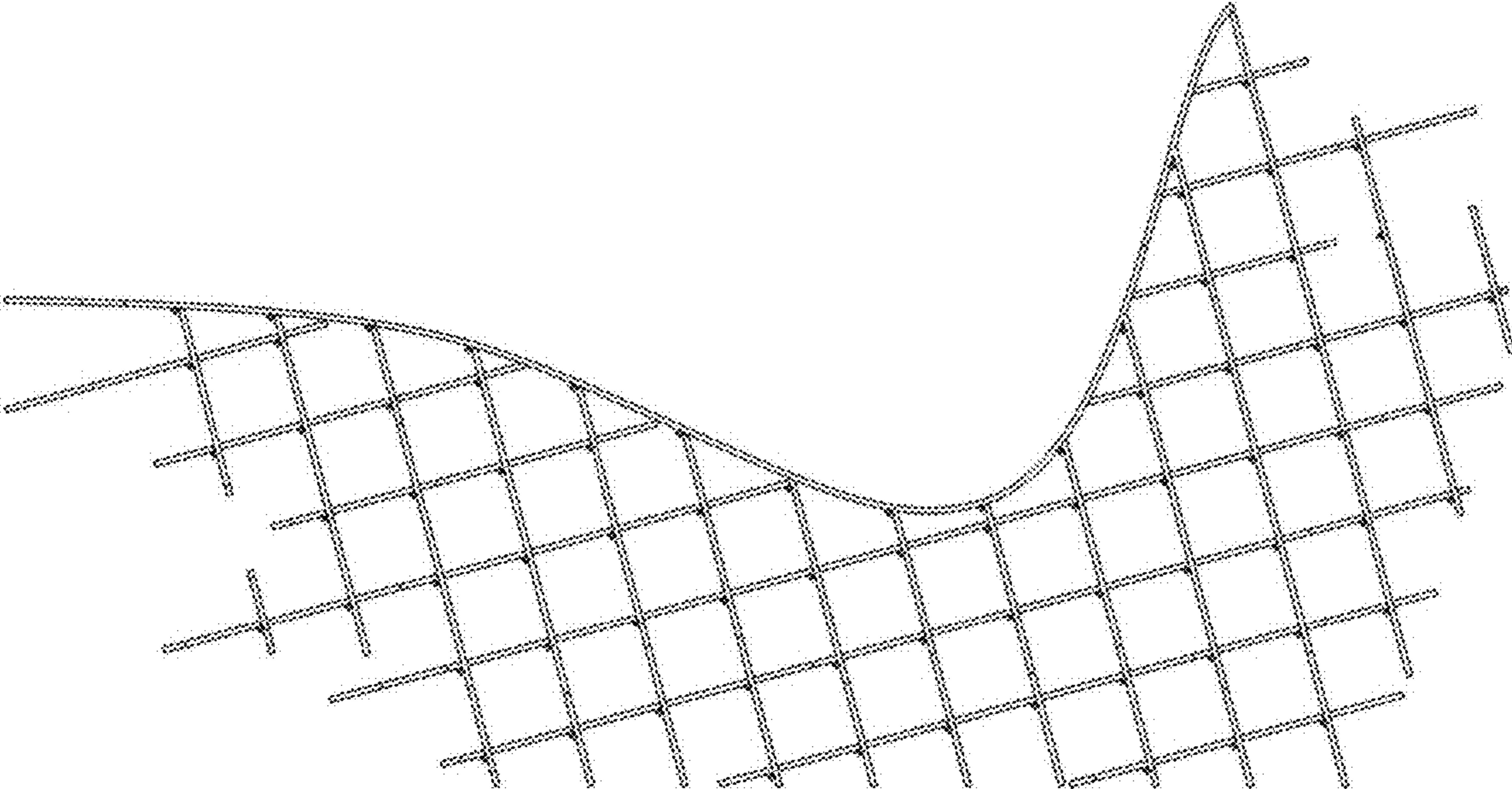
1.1



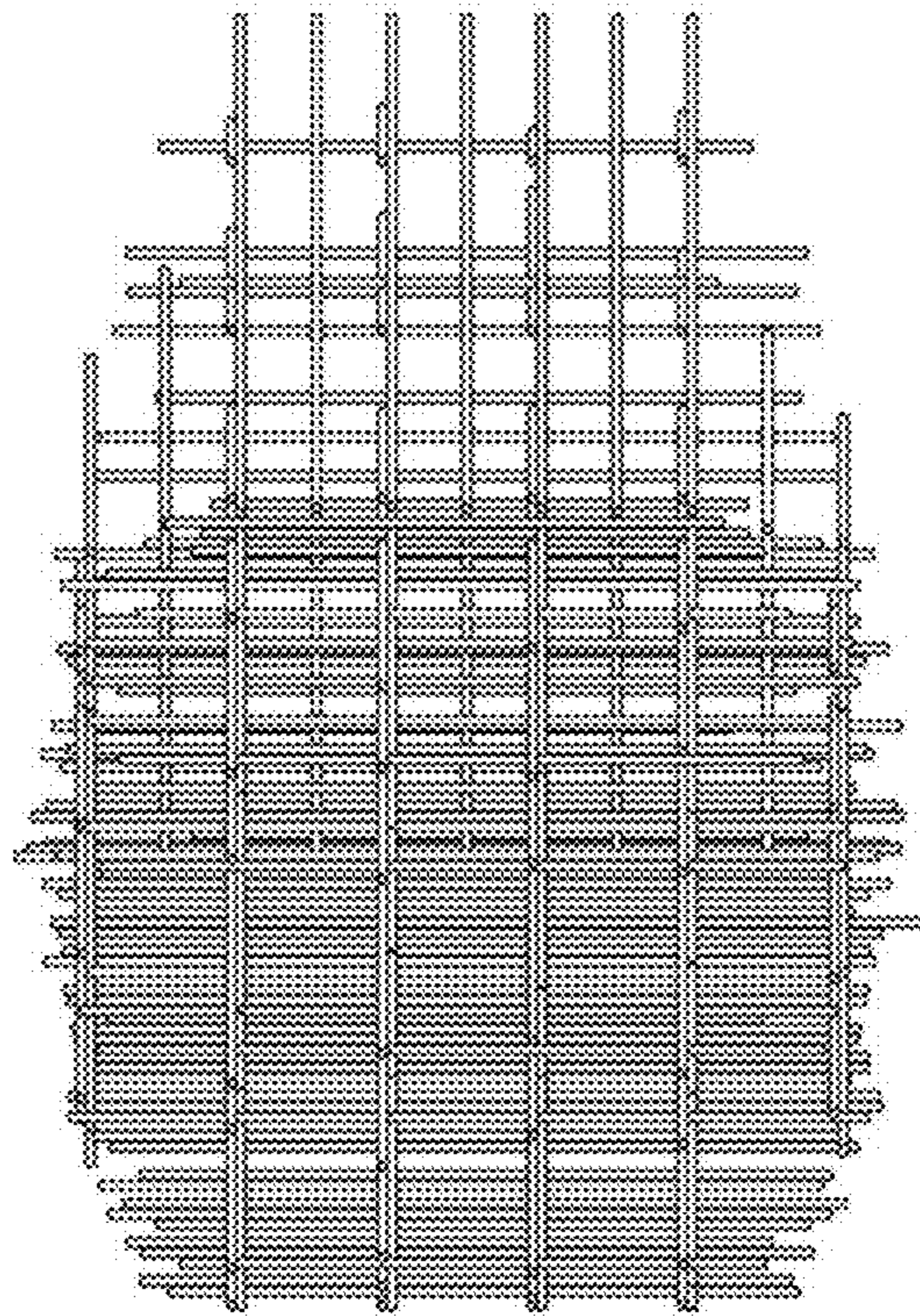
1.2



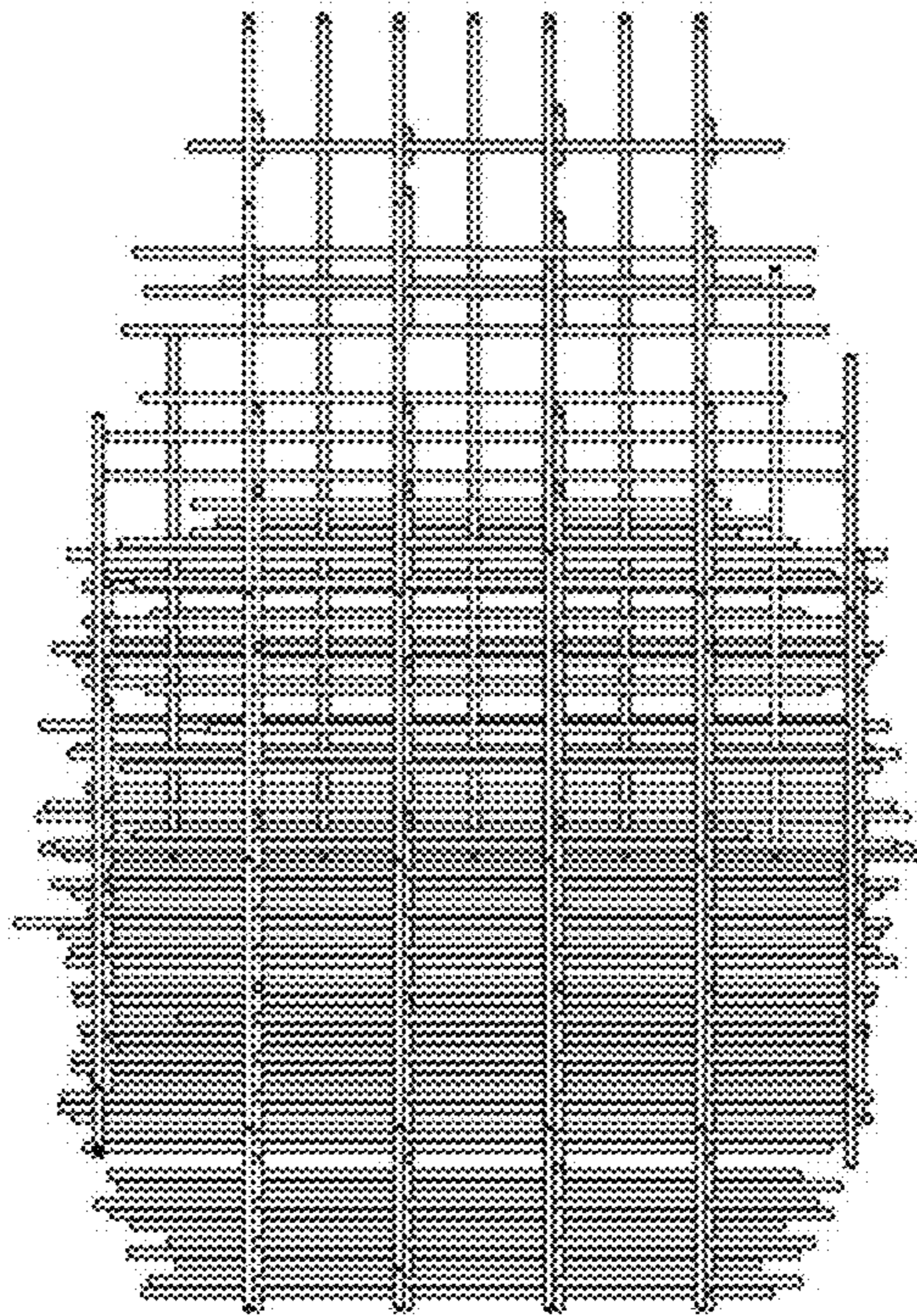
1.3



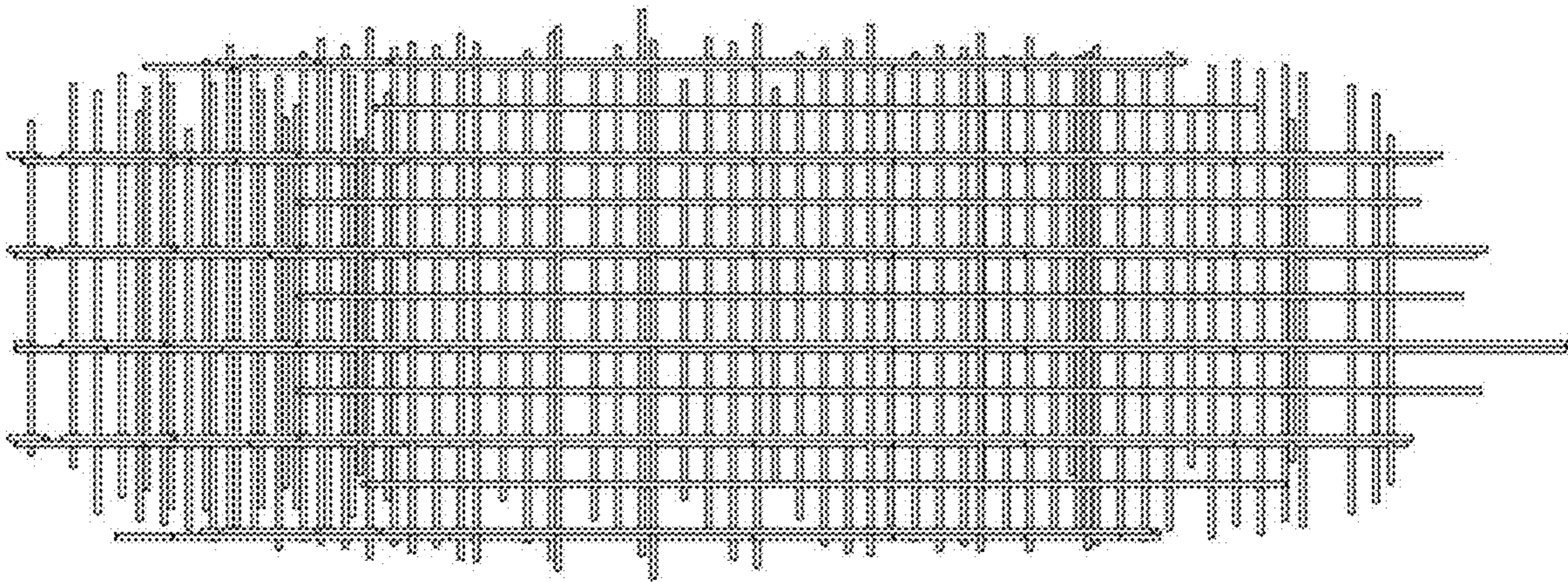
1.4



1.5



1.6



1.7

