



US00D858127S

(12) **United States Design Patent** (10) **Patent No.:** **US D858,127 S**  
**Carter et al.** (45) **Date of Patent:** **\*\* Sep. 3, 2019**

(54) **FARM EQUIPMENT SEAT**  
(71) Applicant: **GRAMMER AG**, Amberg (DE)  
(72) Inventors: **Ray Carter**, Marina del Rey, CA (US);  
**Richard Ott**, Kuemmersbruck (DE)  
(73) Assignee: **GRAMMER AG**, Amberg (DE)  
(\*\*) Term: **15 Years**  
(21) Appl. No.: **29/646,293**  
(22) Filed: **May 3, 2018**

D651,004 S \* 12/2011 Fleming ..... D6/356  
D665,588 S \* 8/2012 Wada ..... D6/356  
D672,160 S \* 12/2012 Wagener ..... D6/356  
D707,047 S \* 6/2014 Carter ..... D6/356  
D707,048 S \* 6/2014 Nishida ..... D6/356  
D711,125 S \* 8/2014 Nishida ..... D6/356  
D726,426 S \* 4/2015 Carter ..... D6/356  
9,139,111 B2 \* 9/2015 Ott ..... B60N 2/146  
D747,891 S \* 1/2016 Kasparian ..... D6/356  
D798,623 S \* 10/2017 Demirel ..... D6/356  
9,889,772 B2 \* 2/2018 Murray ..... B60N 2/14  
10,065,533 B2 \* 9/2018 Lorey ..... B60N 2/162  
10,286,812 B2 \* 5/2019 Kassner ..... B60N 2/07  
2014/0339869 A1 \* 11/2014 Ott ..... B60N 2/146  
297/293

(30) **Foreign Application Priority Data**  
Nov. 7, 2017 (EM) ..... 004497972-0001  
(51) **LOC (12) Cl.** ..... **06-01**  
(52) **U.S. Cl.**  
USPC ..... **D6/356**  
(58) **Field of Classification Search**  
USPC ..... D6/356, 360, 364, 365; D21/521, 533,  
D21/548  
CPC .... A61H 2201/0149; B60N 2/06; B60N 2/20;  
B60N 2/22; B60N 2/58; B60N 2/68;  
B60N 2/80; B60N 2/643; B60N 2/888;  
B60N 2/859; B60N 2/1615; B60N  
2/7035; B60N 2/42745; B60N 2002/0272;  
B60N 2205/35  
See application file for complete search history.

\* cited by examiner

*Primary Examiner* — Kevin K Rudzinski  
*Assistant Examiner* — Paul D Bohannon  
(74) *Attorney, Agent, or Firm* — Von Rohrscheidt Patents

(56) **References Cited**  
U.S. PATENT DOCUMENTS  
D264,774 S \* 6/1982 McGirk ..... D6/356  
D426,392 S \* 6/2000 Ott ..... D6/356  
D463,172 S \* 9/2002 Tsai ..... D6/366  
D534,005 S \* 12/2006 Beermann ..... D6/356  
D612,163 S \* 3/2010 Wagener ..... D6/356  
D617,104 S \* 6/2010 Wagener ..... D6/356  
D632,105 S \* 2/2011 Aruga ..... D6/356  
D651,002 S \* 12/2011 Fleming ..... D6/356

(57) **CLAIM**  
The ornamental design for a farm equipment seat, as shown and described.

**DESCRIPTION**  
FIG. 1 illustrates a front right perspective view of the farm equipment seat showing the new design.  
FIG. 2 illustrates a front view of the farm equipment seat in FIG. 1.  
FIG. 3 illustrates a back view of the farm equipment seat in FIG. 1.  
FIG. 4 illustrates a left side view of the farm equipment seat in FIG. 1.  
FIG. 5 illustrates a right side view of the farm equipment seat in FIG. 1.  
FIG. 6 illustrates a top view of the farm equipment seat in FIG. 1; and,  
FIG. 7 illustrates a bottom view of the farm equipment seat in FIG. 1.

**1 Claim, 7 Drawing Sheets**





FIG. 1



FIG. 2




FIG. 3



FIG. 4



FIG. 5




FIG. 6




FIG. 7