



US00D858118S

(12) **United States Design Patent** (10) **Patent No.:** **US D858,118 S**
Acers (45) **Date of Patent:** **** Sep. 3, 2019**

(54) **SET OF PRIVACY PANELS**
(71) Applicant: **Roger Acers**, Loveland, CO (US)
(72) Inventor: **Roger Acers**, Loveland, CO (US)
(**) Term: **15 Years**
(21) Appl. No.: **29/610,386**
(22) Filed: **Jul. 12, 2017**
(51) **LOC (12) Cl.** **06-06**
(52) **U.S. Cl.**
USPC **D6/332**
(58) **Field of Classification Search**
USPC D6/332, 713; 160/351, 377, 113, 115,
160/129, 135, 161, 162, 176.1 R; 4/599,
4/607, 608, 609; D23/305; D25/38.1,
D25/58, 135
CPC A47B 2200/12; A47B 2200/0071; A47B
2220/0058; A47B 1/02; A47B 1/022;
A47B 1/024; A47B 1/026; A47B 1/028;
A47B 91/16; A47B 2200/0027; E04B
2/7416; E04B 2/7422; E04B 2/7427;
E04B 2/7433; A47G 5/00; A47K 3/14
See application file for complete search history.

(56) **References Cited**
U.S. PATENT DOCUMENTS
2,210,652 A * 8/1940 Dennett E05D 1/02
16/225
2,573,156 A * 10/1951 Meyer A47G 5/00
160/135
D206,037 S * 10/1966 Best D6/679
D211,838 S * 7/1968 Gelles D6/332
D215,161 S * 9/1969 Schickel et al. D6/332
D217,259 S * 4/1970 Cohn, Jr. et al. D25/58
3,871,153 A * 3/1975 Birum, Jr. A47G 5/00
52/239
4,968,171 A * 11/1990 Shell E04B 2/7427
16/224
D335,983 S * 6/1993 Gutsell D6/708

D337,906 S * 8/1993 Gutsell D6/708
D404,925 S * 2/1999 Canton Gongora D6/332
D409,395 S * 5/1999 Mok D6/301
D420,519 S * 2/2000 Chen D6/332
D465,036 S * 10/2002 Spruill D25/135
8,011,138 B2 * 9/2011 McGonagle E04H 1/1255
52/27
2002/0043349 A1 * 4/2002 Rigby A47G 5/00
160/135

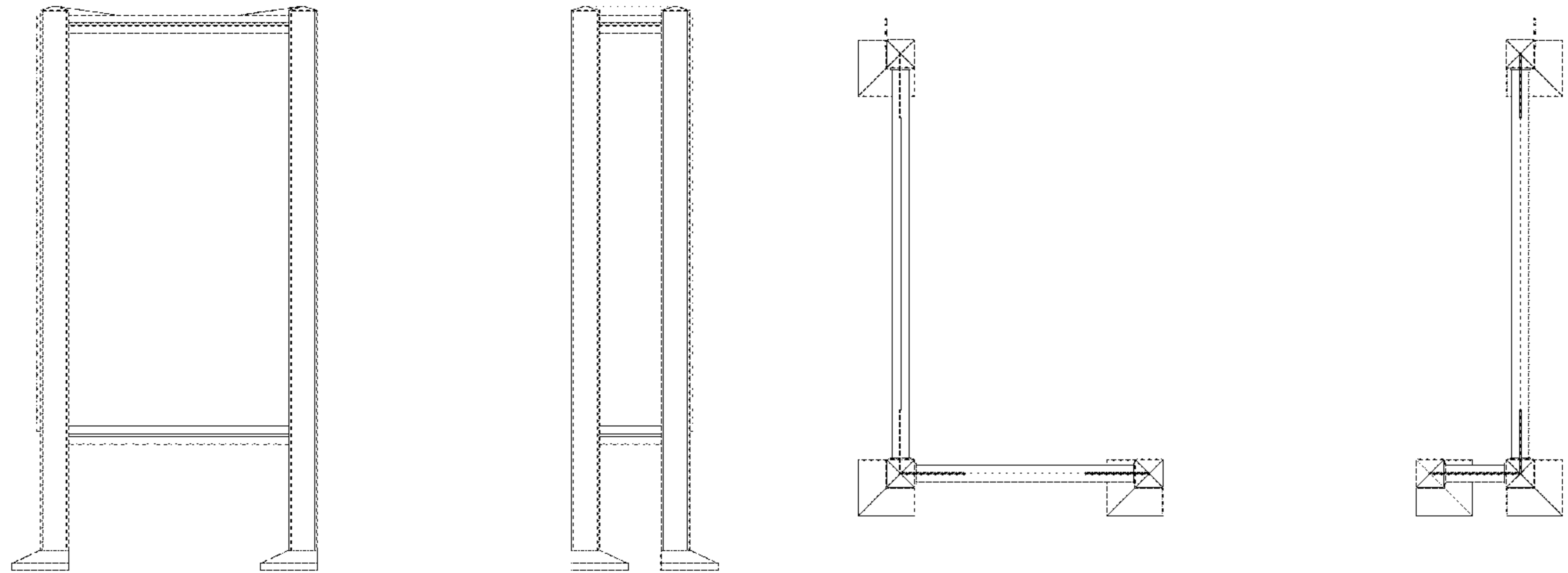
(Continued)

Primary Examiner — Kevin K Rudzinski
Assistant Examiner — Kimberly Barnes
(74) *Attorney, Agent, or Firm* — Santangelo Law Offices,
P.C.

(57) **CLAIM**
The ornamental design for a set of privacy panels, as shown
and described.

DESCRIPTION
FIG. 1 is a front view of a set of privacy panels showing my
new design.
FIG. 2 is a rear view of a set of privacy panels showing my
new design.
FIG. 3 is a top view of a set of privacy panels showing my
new design.
FIG. 4 is a bottom view of a set of privacy panels showing
my new design.
FIG. 5 is a left view of a set of privacy panels showing my
new design.
FIG. 6 is a right view of a set of privacy panels showing my
new design; and,
FIG. 7 is a perspective view, from front upper right, of a set
of privacy panels showing my new design.
Note that the claim also covers the new design embodied in
a set of privacy panels that is a mirror image of that shown
in the figures. The broken lines in the drawings depict
portions of the set of privacy panels that form no part of the
claimed design.

1 Claim, 7 Drawing Sheets



(56)

References Cited

U.S. PATENT DOCUMENTS

2005/0000168 A1* 1/2005 Wright E04B 2/7427
52/36.1
2010/0170642 A1* 7/2010 Chen A47G 5/00
160/113
2017/0037616 A1* 2/2017 Fleischman E06B 9/58

* cited by examiner




FIG. 1




FIG. 2

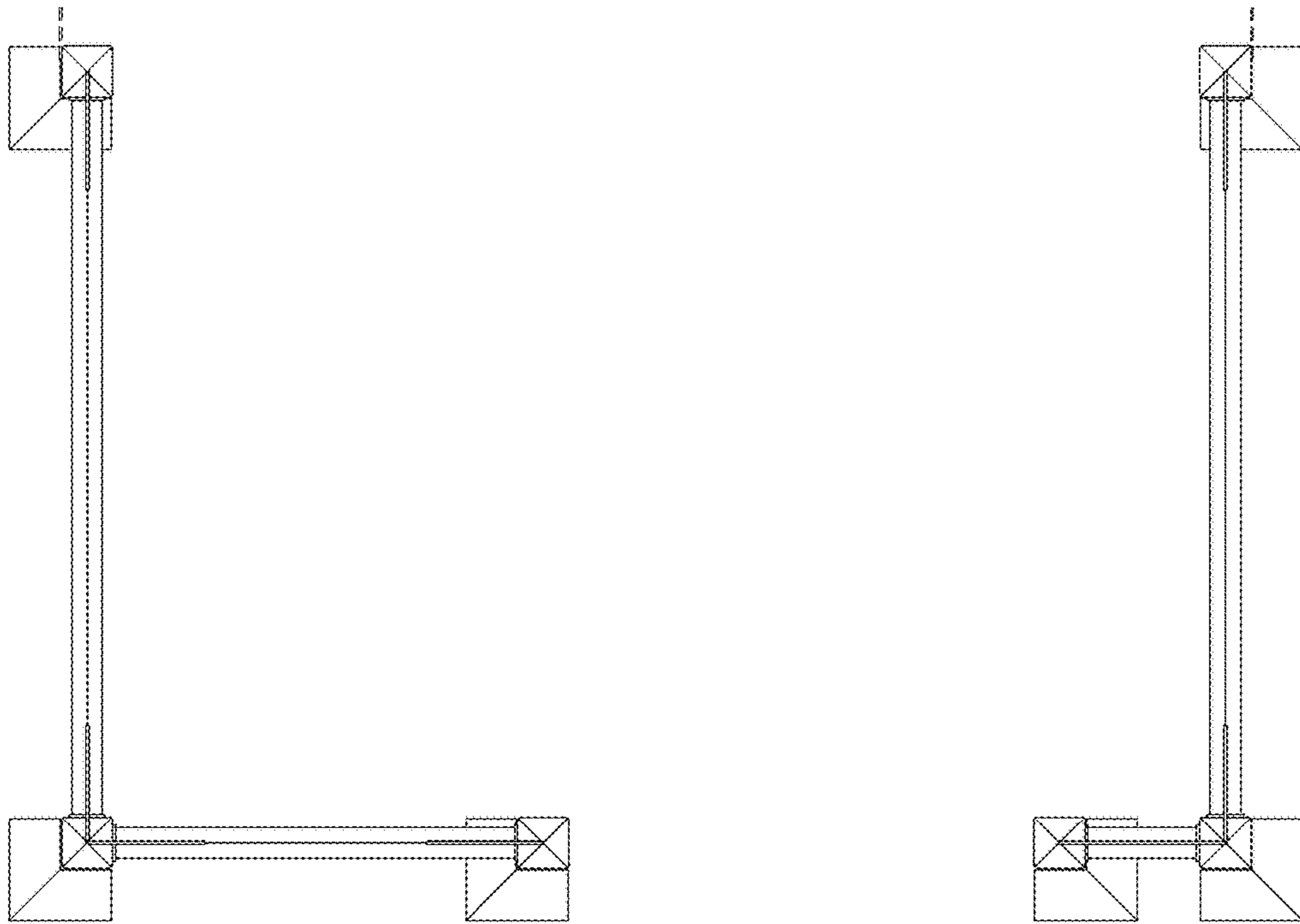


FIG. 3

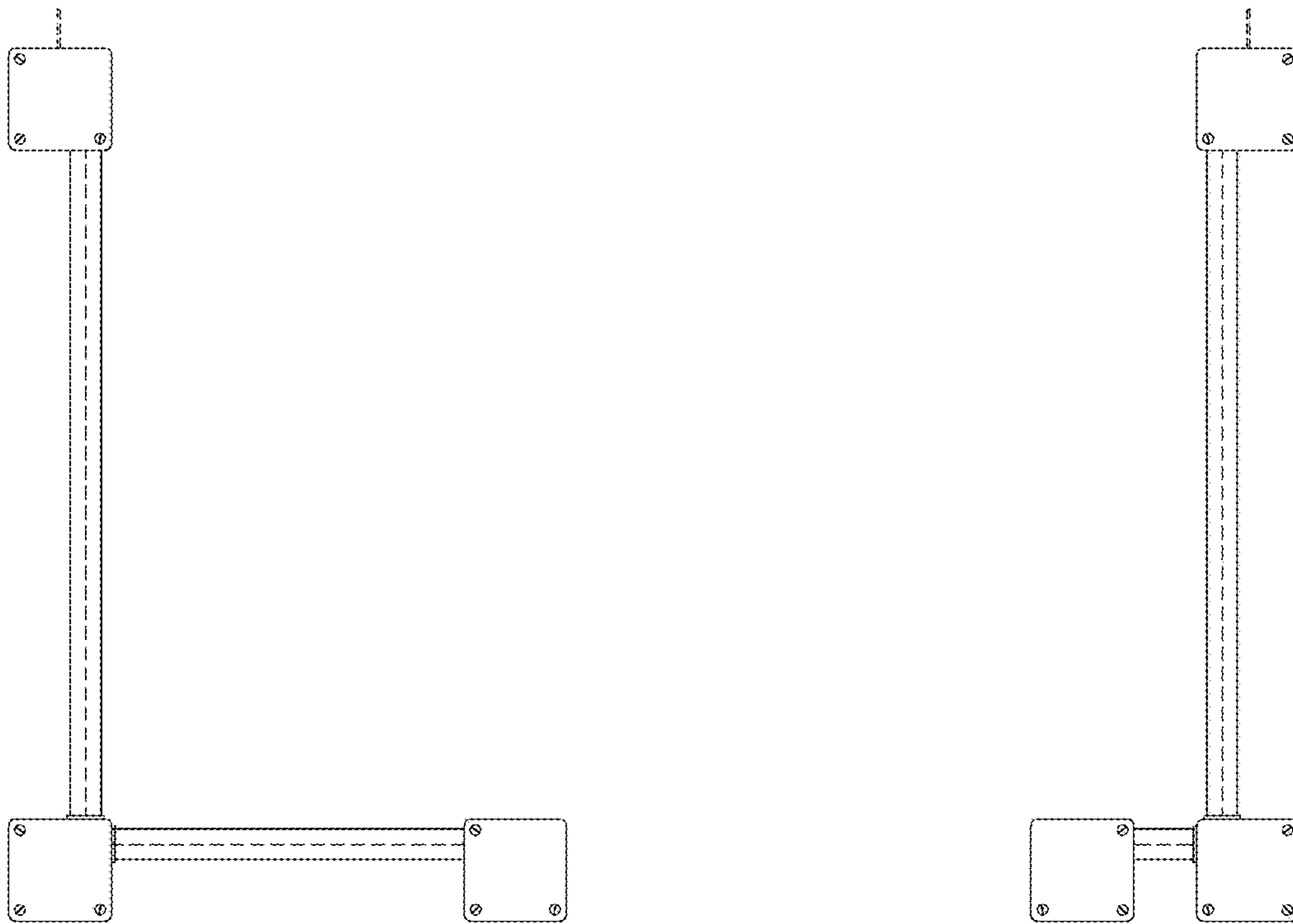


FIG. 4




FIG. 5




FIG. 6




FIG. 7