



US00D858106S

(12) **United States Design Patent** (10) **Patent No.:** **US D858,106 S**  
**Sohn** (45) **Date of Patent:** **\*\* Sep. 3, 2019**

(54) **ELECTRIC TOOTHBRUSH**  
(71) Applicant: **ONE STAR INTERNATIONAL CO., LTD.**, Yeonsu-Gu, Incheon (KR)  
(72) Inventor: **Jae-Hoon Sohn**, Incheon (KR)  
(73) Assignee: **One Star International Co., Ltd.**, Incheon (KR)  
(\*\*) Term: **15 Years**

D514,327 S *	2/2006	Taylor .....	D4/108
D538,044 S *	3/2007	Rehkemper .....	D4/108
D661,098 S *	6/2012	Nanda .....	D4/101
D679,505 S *	4/2013	Hammel .....	D4/108
D756,124 S *	5/2016	Nguyen .....	D4/108
D778,057 S *	2/2017	Sohn .....	D4/101
D778,061 S *	2/2017	Fretwell .....	D4/108
D780,455 S *	3/2017	Kandemir .....	D4/101
D829,019 S *	9/2018	Sohn .....	D6/534
D834,321 S *	11/2018	Demarest .....	D4/100
D834,322 S *	11/2018	Sohn .....	D4/101
D834,323 S *	11/2018	Sohn .....	D4/101
2003/0019063 A1 *	1/2003	Abraham .....	A46B 5/002 15/167.1

(21) Appl. No.: **35/505,185**

\* cited by examiner

(22) Filed: **Dec. 26, 2017**

*Primary Examiner* — Rhea Shields

(80) **Hague Agreement Data**

(74) *Attorney, Agent, or Firm* — Knobbe Martens Olson & Bear LLP

Int. Filing Date: **Dec. 26, 2017**  
Int. Reg. No.: **DM/099775**  
Int. Reg. Date: **Dec. 26, 2017**  
Int. Reg. Pub. Date: **Jun. 29, 2018**

(57) **CLAIM**

The ornamental design for an electric toothbrush, as shown and described.

(51) **LOC (12) Cl.** ..... **04-02**

**DESCRIPTION**

(52) **U.S. Cl.**  
USPC ..... **D4/102; D4/109**

(58) **Field of Classification Search**  
USPC ..... D4/109, 100–102, 108, 117, 133, 119,  
D4/134, 135, 138; D6/534; D28/25, 55,  
D28/29, 10  
CPC ..... A45D 19/02; A45D 24/14  
See application file for complete search history.

- 1. Electric toothbrush
- 1.1 : Perspective
- 1.2 : Front
- 1.3 : Back
- 1.4 : Top
- 1.5 : Bottom
- 1.6 : Left
- 1.7 : Exploded
- 1.8 : Reference


This design can be used in a state that a handle is inserted into a cap, as shown in reproduction **1.8**; reproduction **1.7** shows a state that the cap can be separated; reproduction **1.8** shows a state that the handle is inserted into the cap.

(56) **References Cited**

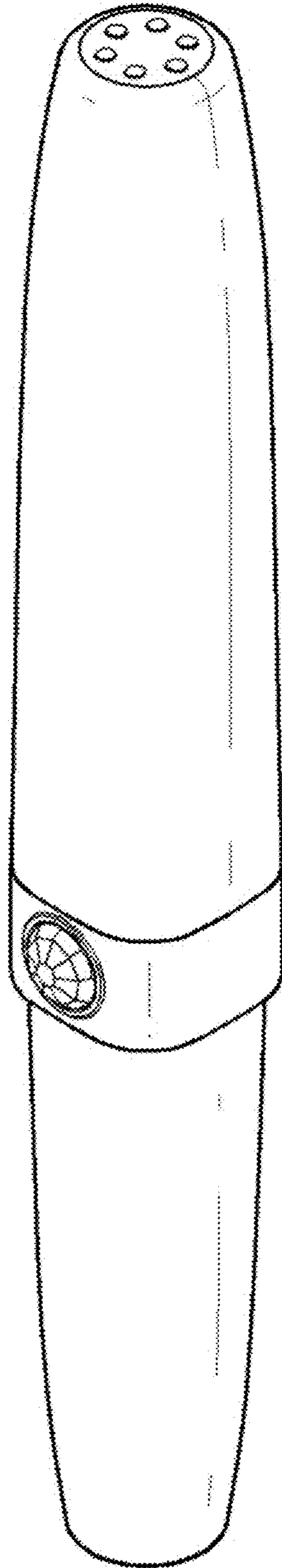
**U.S. PATENT DOCUMENTS**

D133,542 S *	8/1942	Kells .....	15/167.1
D336,567 S *	6/1993	Glover .....	D4/108
D360,077 S *	7/1995	Loew .....	D4/108
D364,274 S *	11/1995	Vasquez .....	D4/108
D441,196 S *	5/2001	Collins .....	D4/108


**1 Claim, 8 Drawing Sheets**



1.1



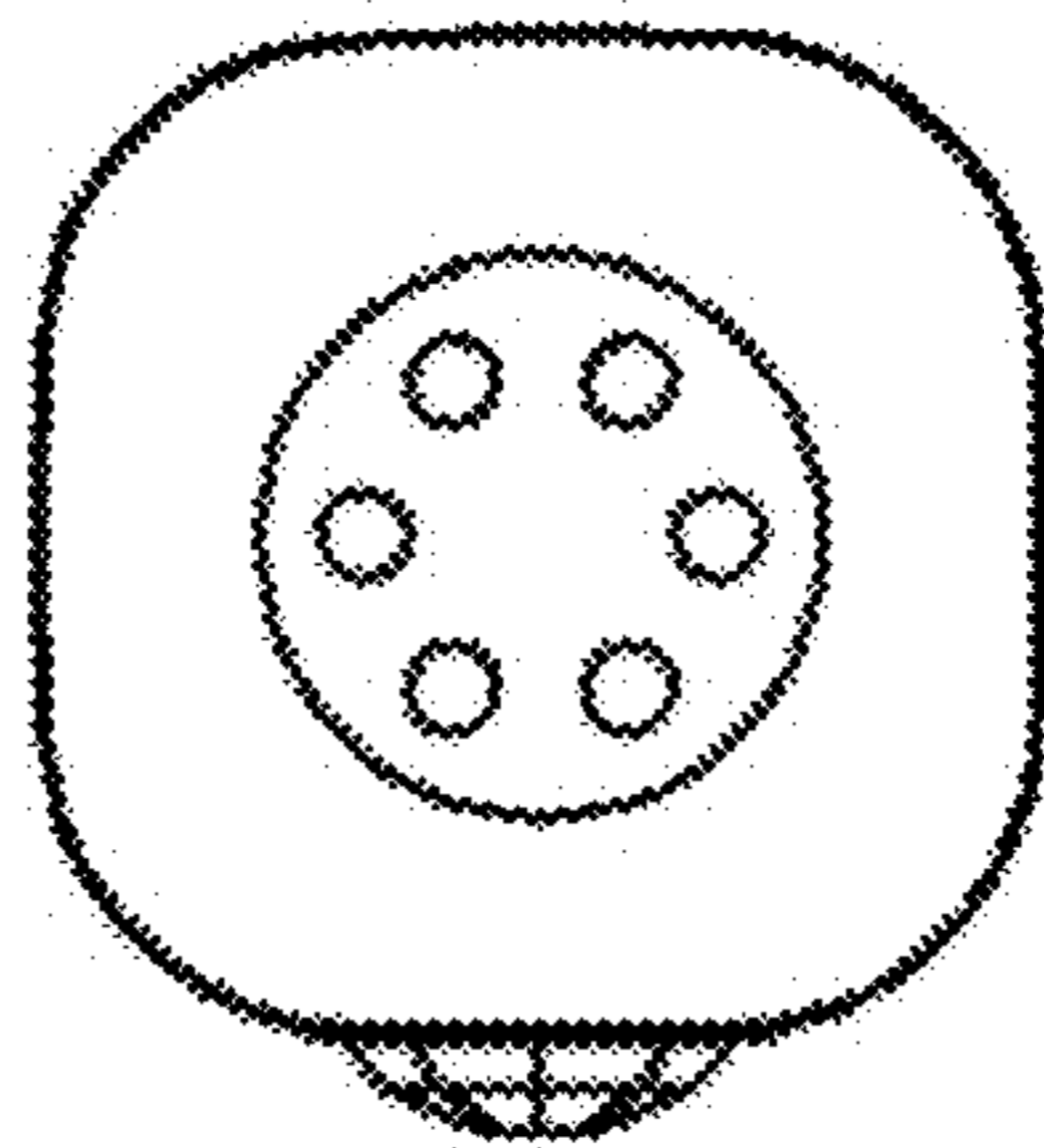
1.2



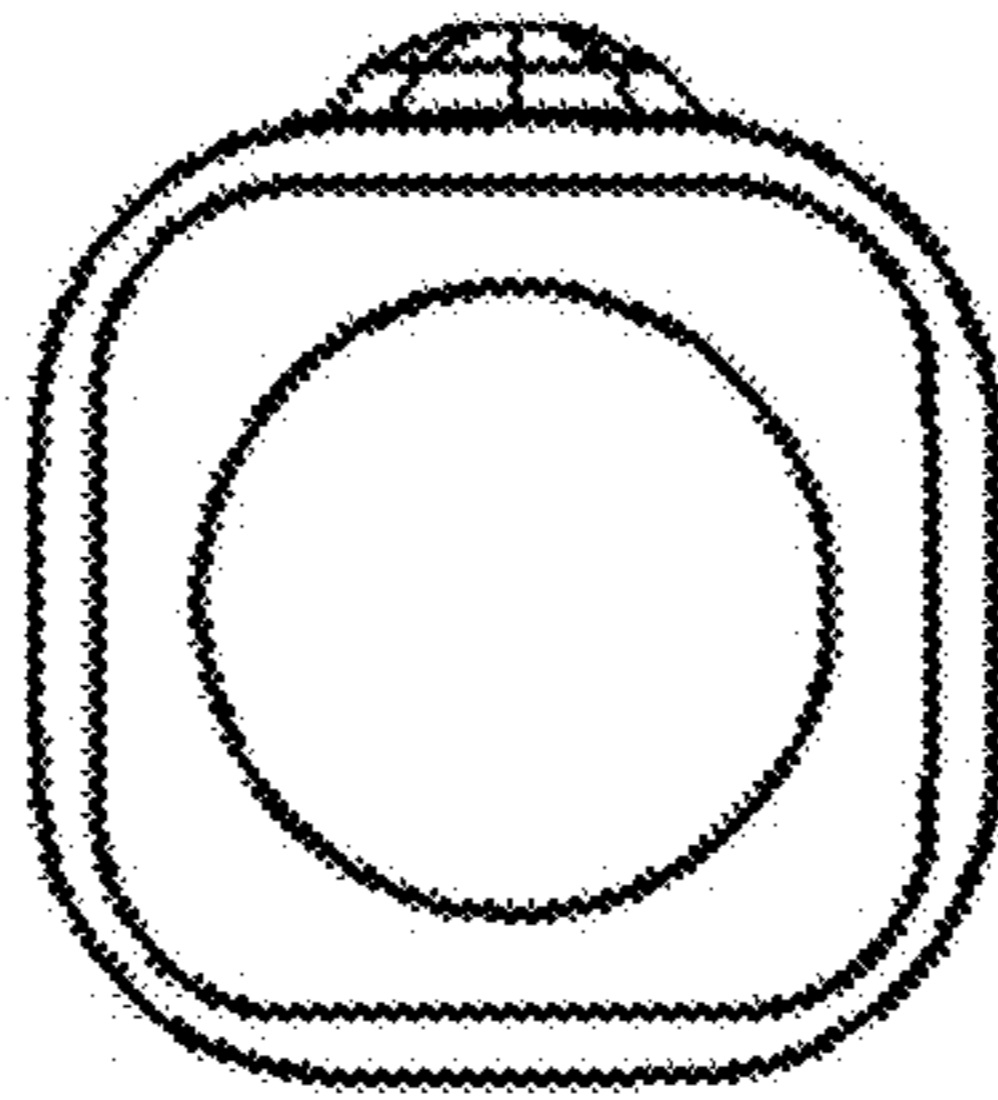
1.3



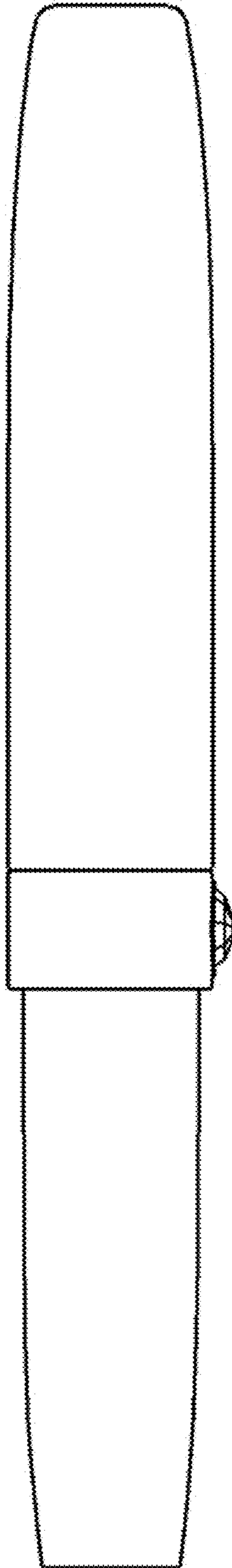
1.4




1.5



1.6



1.7





1.8

