



US00D858069S

(12) **United States Design Patent** (10) **Patent No.:** **US D858,069 S**  
**Kim** (45) **Date of Patent:** **\*\* Sep. 3, 2019**

(54) **HIGH HEEL**  
(71) Applicant: **Il Soo Kim**, Yongin-si (KR)  
(72) Inventor: **Il Soo Kim**, Yongin-si (KR)  
(\*\*) Term: **15 Years**

(21) Appl. No.: **29/645,121**  
(22) Filed: **Apr. 24, 2018**

(30) **Foreign Application Priority Data**

Nov. 8, 2017 (KR) ..... 30-2017-0052142

(51) **LOC (12) Cl.** ..... **02-04**  
(52) **U.S. Cl.**  
USPC ..... **D2/965**; D2/968

(58) **Field of Classification Search**  
USPC ..... D2/901, 902, 903, 907, 908, 910, 915,  
D2/916, 918, 947, 950, 951, 961, 962,  
D2/964, 965, 966, 967, 968, 925-945  
CPC ..... A43B 21/00; A43B 21/02; A43B 21/06;  
A43B 9/14; A43B 1/0045; A43B 13/10;  
A43B 13/12; A43B 23/06; A43B 23/07;  
A43B 1/0036; A43B 5/12

See application file for complete search history.

(56) **References Cited**

**U.S. PATENT DOCUMENTS**

D566,942 S \* 4/2008 Juan ..... D2/964  
D614,841 S \* 5/2010 Hogan ..... D2/951  
D632,463 S \* 2/2011 Brown ..... 36/72 B

**FOREIGN PATENT DOCUMENTS**

CN 304653475 \* 6/2018  
CN 304785413 \* 8/2018

CN 304785414 \* 8/2018  
GB 6039932 \* 7/2018  
JP D1619013 \* 11/2018

**OTHER PUBLICATIONS**

Wet Look High Heel Sandals posted by TREL posted date unknown, © YESTYLE, [online], [site visited Apr. 25, 2019]. Available from Internet, <https://www.yesstyle.com/en/trel-wet-look-high-heel-sandals/info.html/pid.1068570061> (Year: 2019).\*

Perforated Heel Sandals posted by JY Shoes posted date unknown, © YESTYLE, [online], [site visited Apr. 25, 2019]. Available from Internet, <https://www.yesstyle.com/en/jy-shoes-genuine-leather-perforated-heel-sandals/info.html/pid.1065949175##productAnchor> (Year: 2019).\*

\* cited by examiner

*Primary Examiner* — Cynthia Ramirez

*Assistant Examiner* — Laura H Yu

(74) *Attorney, Agent, or Firm* — Lex IP Meister, PLLC

(57) **CLAIM**

I claim the ornamental design for a high heel, as shown and described.

**DESCRIPTION**

FIG. 1 is a perspective view of high heel showing my new design;

FIG. 2 is a front elevational view thereof;

FIG. 3 is a rear elevational view thereof;

FIG. 4 is a left side elevational view thereof;

FIG. 5 is a right side elevational view thereof;

FIG. 6 is a top plan view thereof; and,

FIG. 7 is a bottom plan view thereof.

The broken lines in the figures illustrate environment and form no part of the claimed design.

**1 Claim, 7 Drawing Sheets**

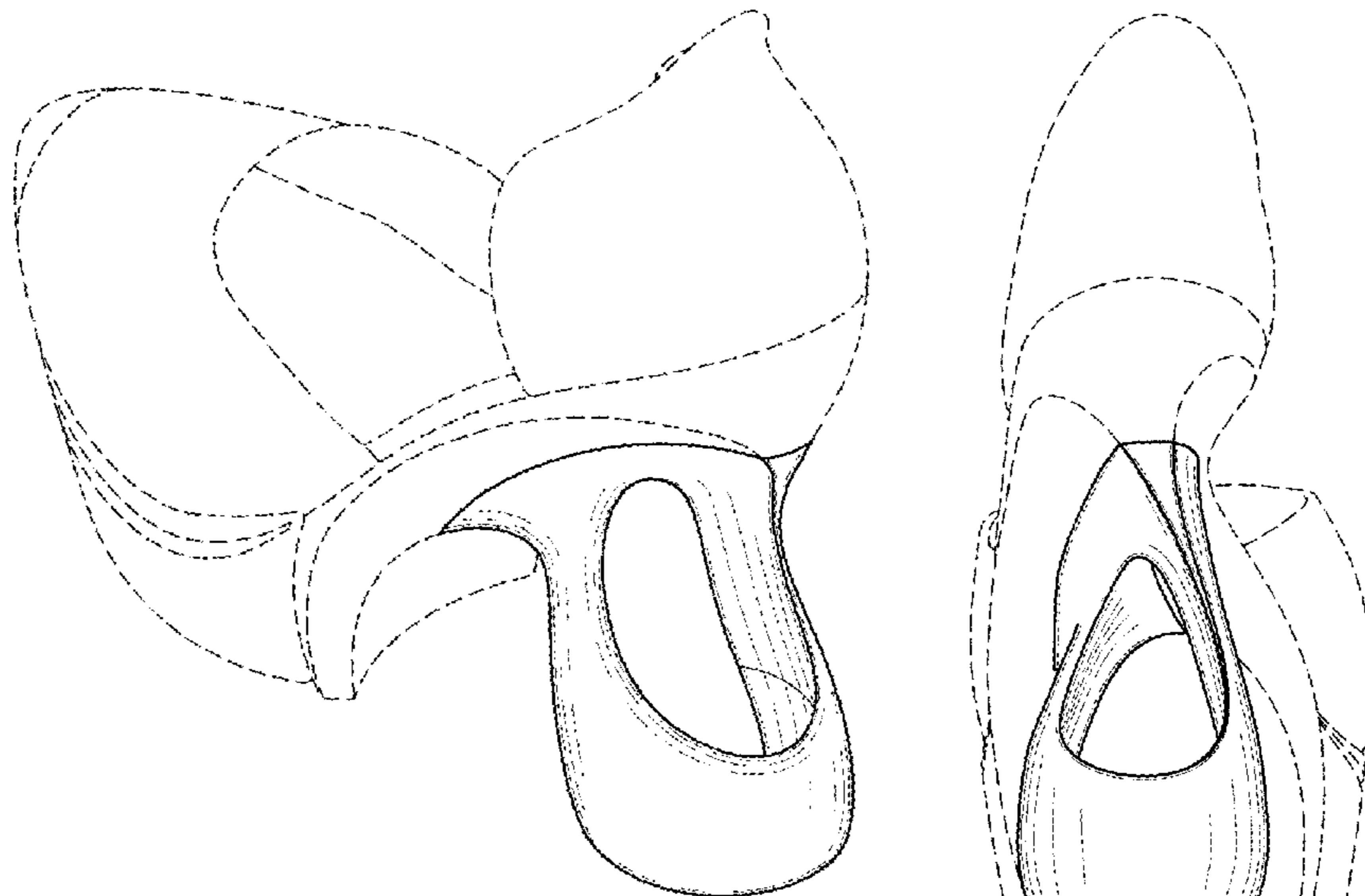


FIG. 1

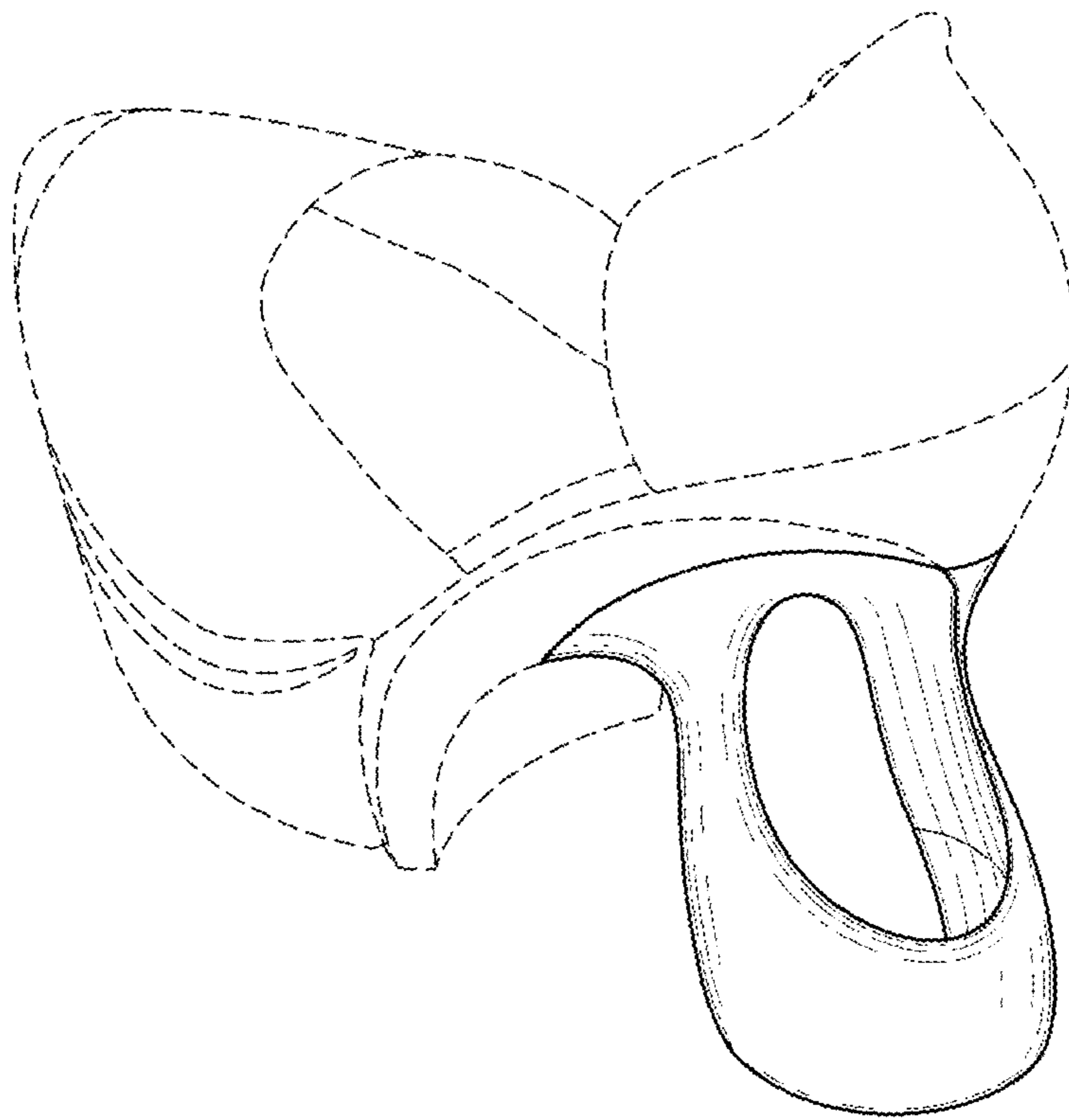


FIG. 2

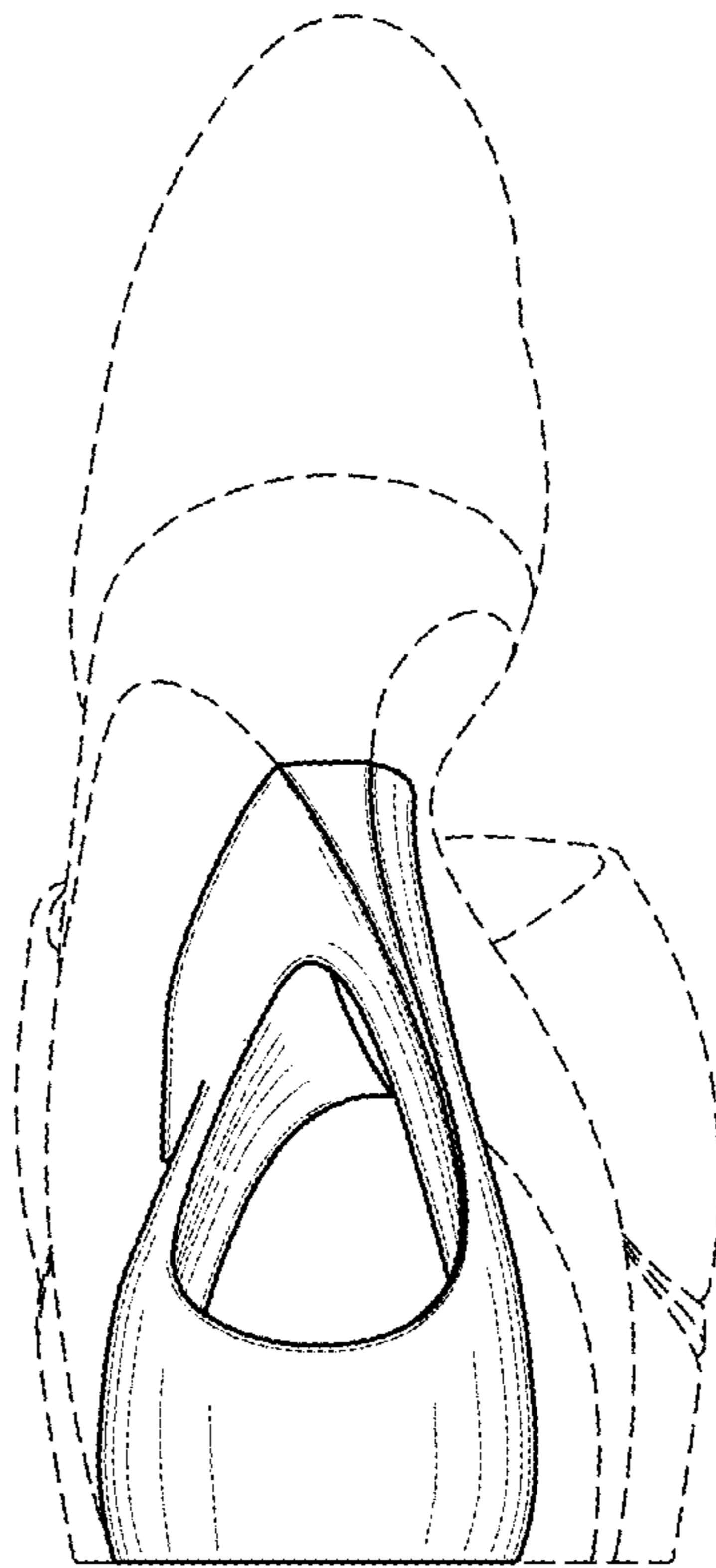


FIG. 3

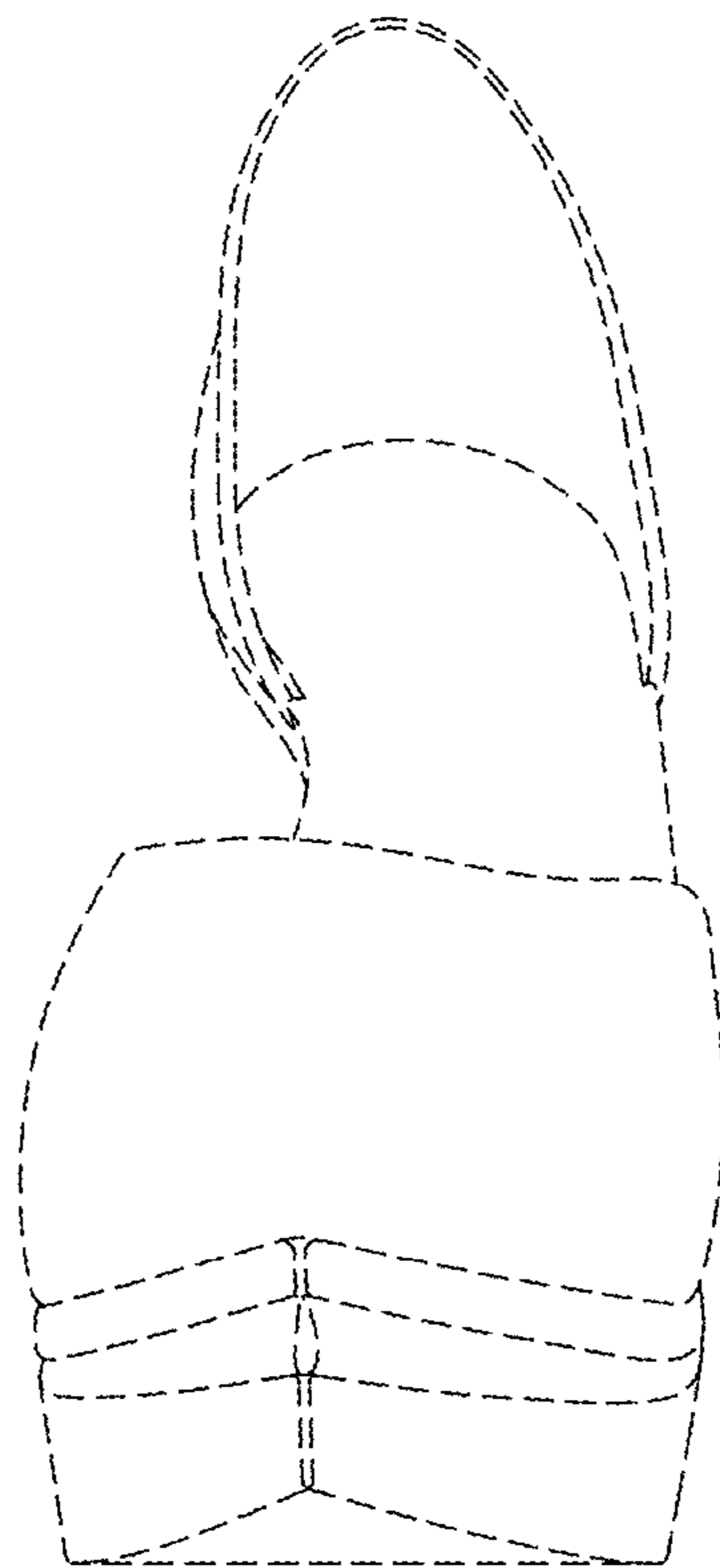


FIG. 4




FIG. 5

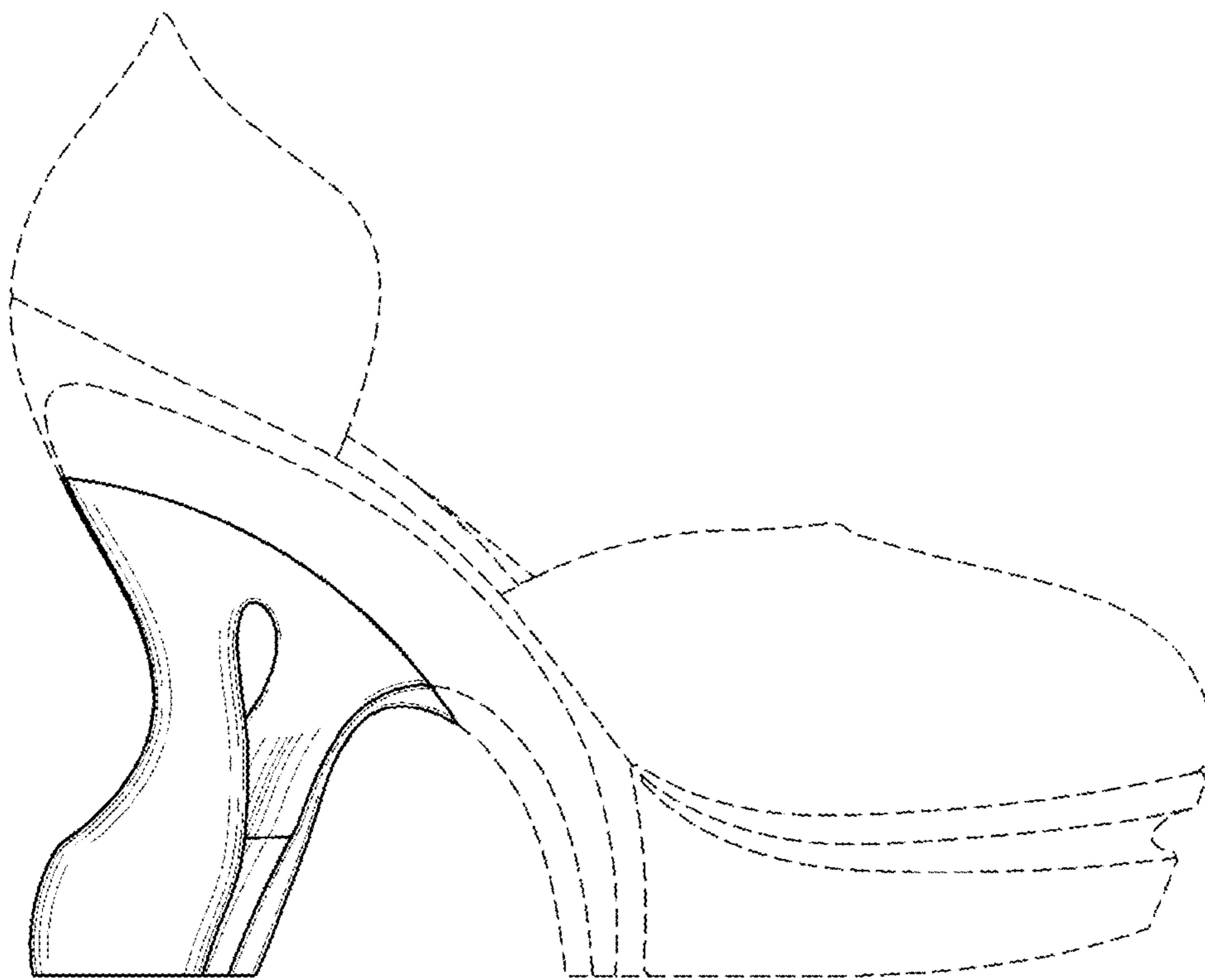


FIG. 6




FIG. 7

