



US00D858049S

(12) **United States Design Patent** (10) **Patent No.:** **US D858,049 S**
Matsuo (45) **Date of Patent:** **** Sep. 3, 2019**

(54) **SHOE**

(71) Applicant: **Grendene S/A**, Sobral (BR)

(72) Inventor: **Edson Matsuo**, Porto Alegre (BR)

(73) Assignee: **Grendene S/A**, Sobral (BR)

(**) Term: **15 Years**

(21) Appl. No.: **29/641,096**

(22) Filed: **Mar. 20, 2018**

(30) **Foreign Application Priority Data**

Sep. 20, 2017 (BR) 302017004121

(51) **LOC (12) Cl.** **02-04**

(52) **U.S. Cl.**
USPC **D2/944**

(58) **Field of Classification Search**
USPC D2/896–897, 902–903, 907–908,
D2/911–912, 923–924, 929, 935,
D2/943–946, 948, 953–954, 959,
D2/969–970, 972–978
CPC A43B 23/02; A43B 23/025; A43B 23/24;
A43B 3/0078; A43B 15/00; A43B 5/001;
A43B 5/06; A43B 5/10; A43B 1/0081;
A43C 7/00; A43C 7/005
See application file for complete search history.

(56) **References Cited**

U.S. PATENT DOCUMENTS

D103,395 S * 3/1937 Grossmann D2/935
D114,276 S * 4/1939 Allen D2/944
D254,938 S * 5/1980 Keller D2/924
D281,738 S * 12/1985 Gamm D2/906
4,616,432 A * 10/1986 Bunch A43B 11/00
36/114
D346,483 S * 5/1994 Foster A43B 11/00
D2/945
D371,898 S * 7/1996 Hatfield D2/912

5,566,477 A * 10/1996 Mathis A43B 3/0078
36/100
D383,597 S * 9/1997 Gerber D2/972
D452,769 S * 1/2002 Jacobs D2/902
D467,723 S * 12/2002 Gerber D2/972
D468,521 S * 1/2003 Wilson D2/972
D468,522 S * 1/2003 Wilson D2/972
D485,669 S * 1/2004 Koo D2/972
D550,429 S * 9/2007 Rohwer-Kahlmann D2/902
D566,948 S * 4/2008 Belley D2/969
D571,990 S * 7/2008 James D2/969
D581,634 S * 12/2008 Hickman D2/902
D630,418 S * 1/2011 Choi D2/896
D672,948 S * 12/2012 Van Zyll De Jong D2/945
D675,418 S * 2/2013 Van Zyll De Jong
A43B 11/00
D2/945
D685,162 S * 7/2013 Kampff A43B 11/00
D2/896
D781,029 S * 3/2017 Freedman D2/908
D812,870 S * 3/2018 Laska D2/945

(Continued)

Primary Examiner — Kevin K Rudzinski
Assistant Examiner — Clare Ann Gannon
(74) *Attorney, Agent, or Firm* — Laurence P. Colton;
Smith Tempel Blaha LLC


(57) **CLAIM**

The ornamental design for a shoe, as shown and described.

DESCRIPTION

FIG. 1 is an upper front perspective view of a shoe showing my new design.
FIG. 2 is a left side view thereof.
FIG. 3 is a right side view thereof.
FIG. 4 is a front view thereof.
FIG. 5 is a back view thereof.
FIG. 6 is a top view thereof; and,
FIG. 7 is a bottom view thereof.

1 Claim, 7 Drawing Sheets



(56)

References Cited

U.S. PATENT DOCUMENTS

D829,427 S * 10/2018 Rauner A43B 3/0078
D2/972
D833,126 S * 11/2018 Laska D2/923

* cited by examiner



FIG. 1




FIG. 2




FIG. 3



FIG. 4



FIG. 5

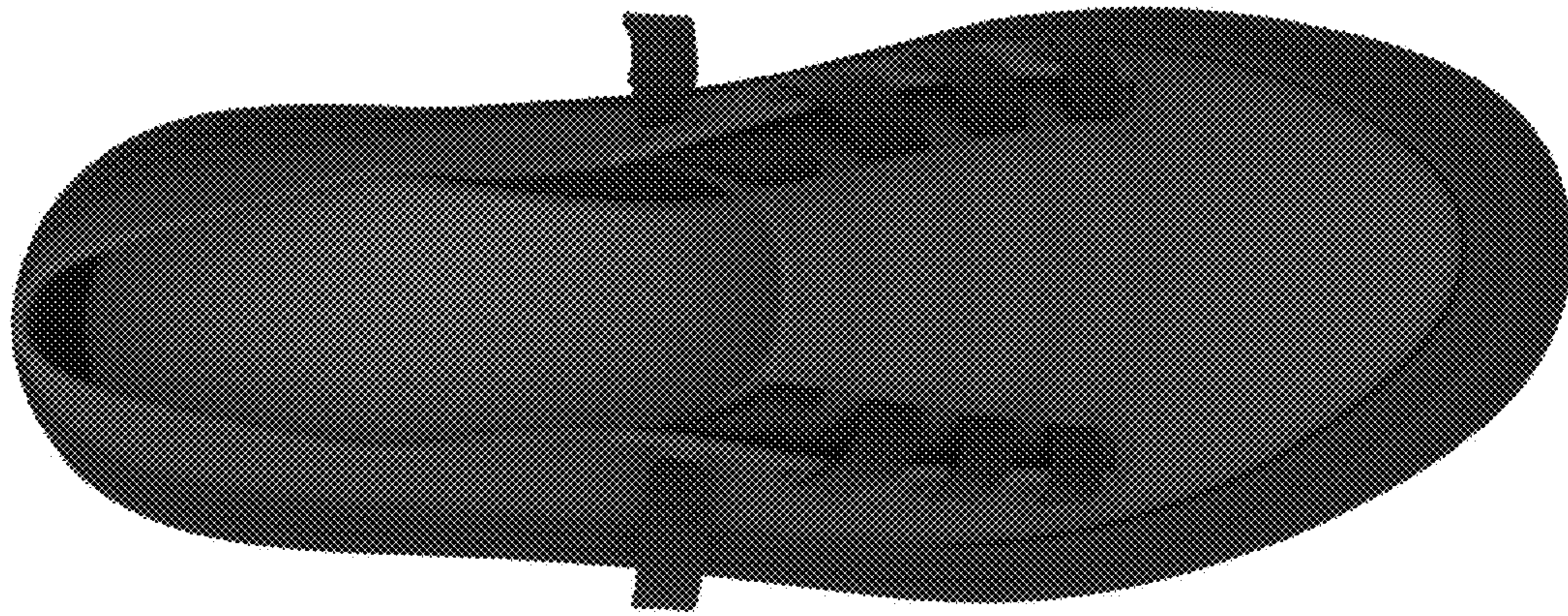


FIG. 6




FIG. 7