



US00D858037S

(12) **United States Design Patent**
Miller

(10) **Patent No.:** **US D858,037 S**

(45) **Date of Patent:** **** Sep. 3, 2019**

(54) **PRIVACY GOWN**

D612,126 S * 3/2010 Milgrom D2/720
D622,479 S * 8/2010 Herzog D2/720
D657,530 S * 4/2012 Farris D2/720

(71) Applicant: **Denise Estelle Miller**, Kingsville, TX
(US)

(Continued)

(72) Inventor: **Denise Estelle Miller**, Kingsville, TX
(US)

Primary Examiner — Michelle E. Wilson

Assistant Examiner — Clese Moore, Jr.

(74) *Attorney, Agent, or Firm* — Plager Schack LLP;
Mark H. Plager; Michael J. O'Brien

(**) Term: **15 Years**

(57) **CLAIM**

(21) Appl. No.: **29/666,045**

An ornamental design for a privacy gown, as shown and described.

(22) Filed: **Oct. 9, 2018**

DESCRIPTION

Related U.S. Application Data

(63) Continuation of application No. 15/832,610, filed on Dec. 5, 2017, now abandoned.

(51) **LOC (12) Cl.** **02-01**

(52) **U.S. Cl.**

USPC **D2/720**

(58) **Field of Classification Search**

USPC D2/720, 718, 717, 739, 749–751,
D2/840–842, 847–850

CPC A41D 13/1236; A41D 13/1245; A41D
13/1254; A41D 13/12

See application file for complete search history.

FIG. 1 is a front perspective view of a new design for privacy gown having a front pocket located beneath the lower arm opening of a sleeve including a skirt and strap in proximity.

FIG. 2 is a front view thereof; showing symmetrical fasteners on either side of a shoulder portion of the privacy gown

FIG. 3 is a rear view thereof; showing symmetrical fasteners on either side of a waist portion of the privacy gown located beneath a lower opening of each sleeve.

FIG. 4 is a left side view thereof; showing linear alignment of a shoulder fastener and a waist fastener relative to a left side seam;

FIG. 5 is a right side view thereof; showing linear alignment of another shoulder fastener and another waist fastener relative to a right side seam;

FIG. 6 is a top view thereof; showing a diamond shaped V-neck opening between a front portion and a rear portion of the privacy gown; and,

FIG. 7 is a bottom view thereof.

The solid line showing illustrates the claimed features within the design for the claimed article of manufacture. The shading is provided to illustrate contour only and is not an indication of texture, gloss, etc.

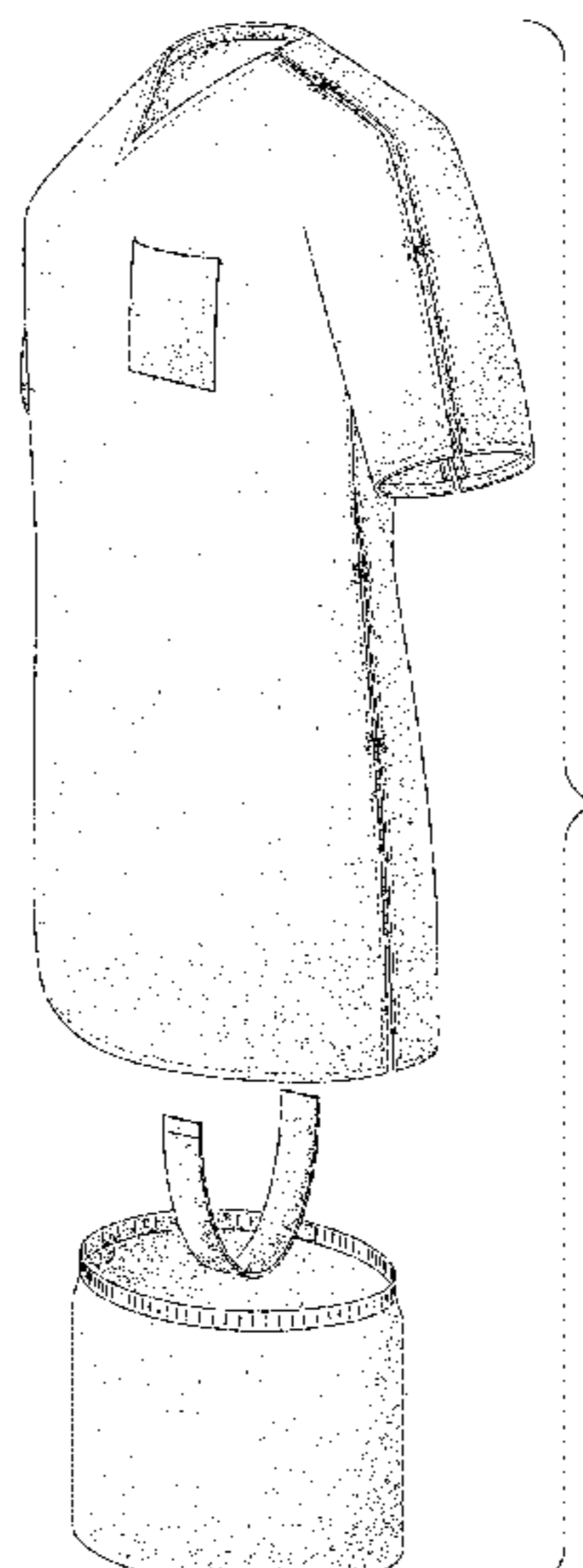
The broken lines shown illustrate stitching of the privacy gown that forms no part of the claimed design.

(56) **References Cited**

U.S. PATENT DOCUMENTS

D374,113 S * 10/1996 Console D2/720
D381,488 S * 7/1997 Small D2/718
6,012,166 A * 1/2000 Burbidge A41D 13/1236
2/114
D419,748 S * 2/2000 Sartori D2/720
D509,343 S * 9/2005 Bragg D2/840
D565,279 S * 4/2008 Farrell D2/720
D574,126 S * 8/2008 McCray D2/720
D584,483 S * 1/2009 Glynn D2/720
D584,882 S * 1/2009 Trouillot D2/720
D594,632 S * 6/2009 Long D2/720

1 Claim, 7 Drawing Sheets



(56)

References Cited

U.S. PATENT DOCUMENTS

D688,847 S * 9/2013 Isaacs D2/720
D736,494 S * 8/2015 Mellott D2/739
D741,569 S * 10/2015 Fredrickson D2/720
D771,908 S * 11/2016 Busch D2/739
D781,528 S * 3/2017 Kennedy D2/739
D802,884 S * 11/2017 Bennett D2/739
D811,692 S * 3/2018 Calucci D2/720
2010/0242150 A1 * 9/2010 Trouillot A41D 13/1245
2/114
2012/0204317 A1 * 8/2012 Bolla A41D 13/1245
2/114
2014/0189931 A1 * 7/2014 Fredrickson A41D 13/1236
2/114
2015/0059048 A1 * 3/2015 Stanley A41D 13/129
2/69
2015/0157069 A1 * 6/2015 Hieber A41D 13/1245
2/114
2015/0374048 A1 * 12/2015 Theodossiou A41D 13/1245
2/114

* cited by examiner

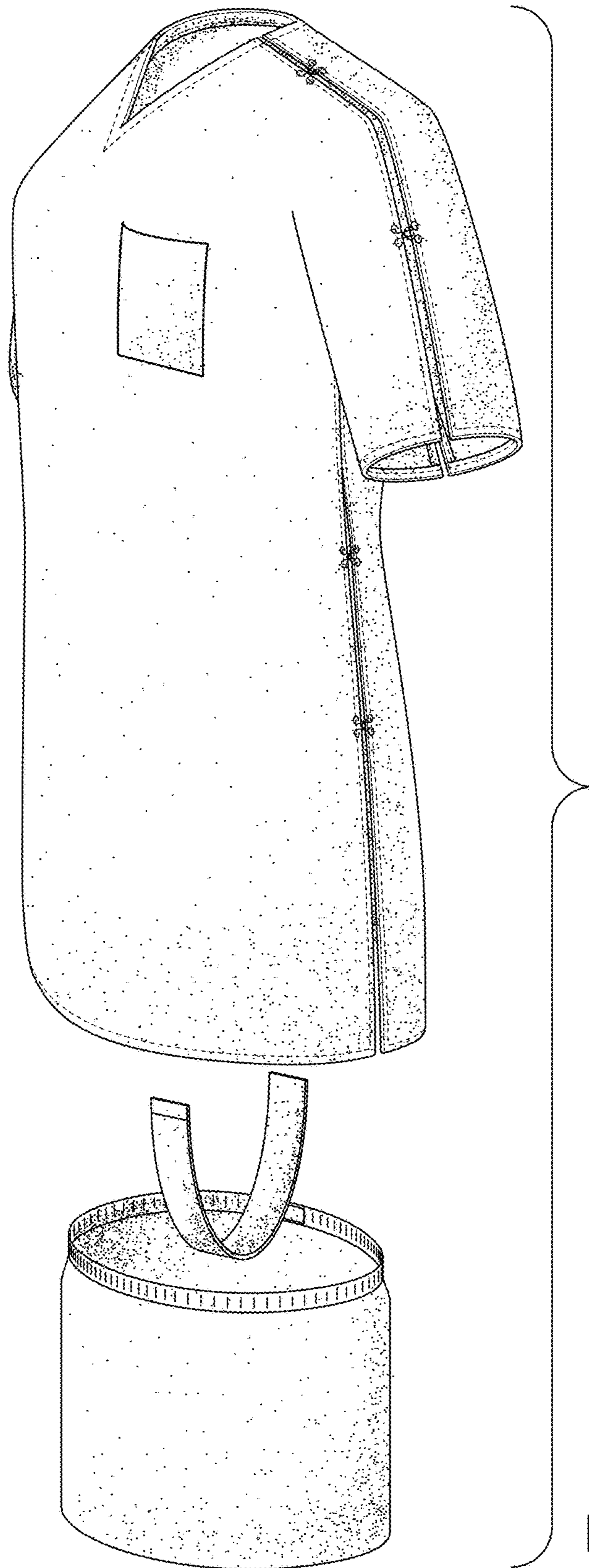


FIG. 1

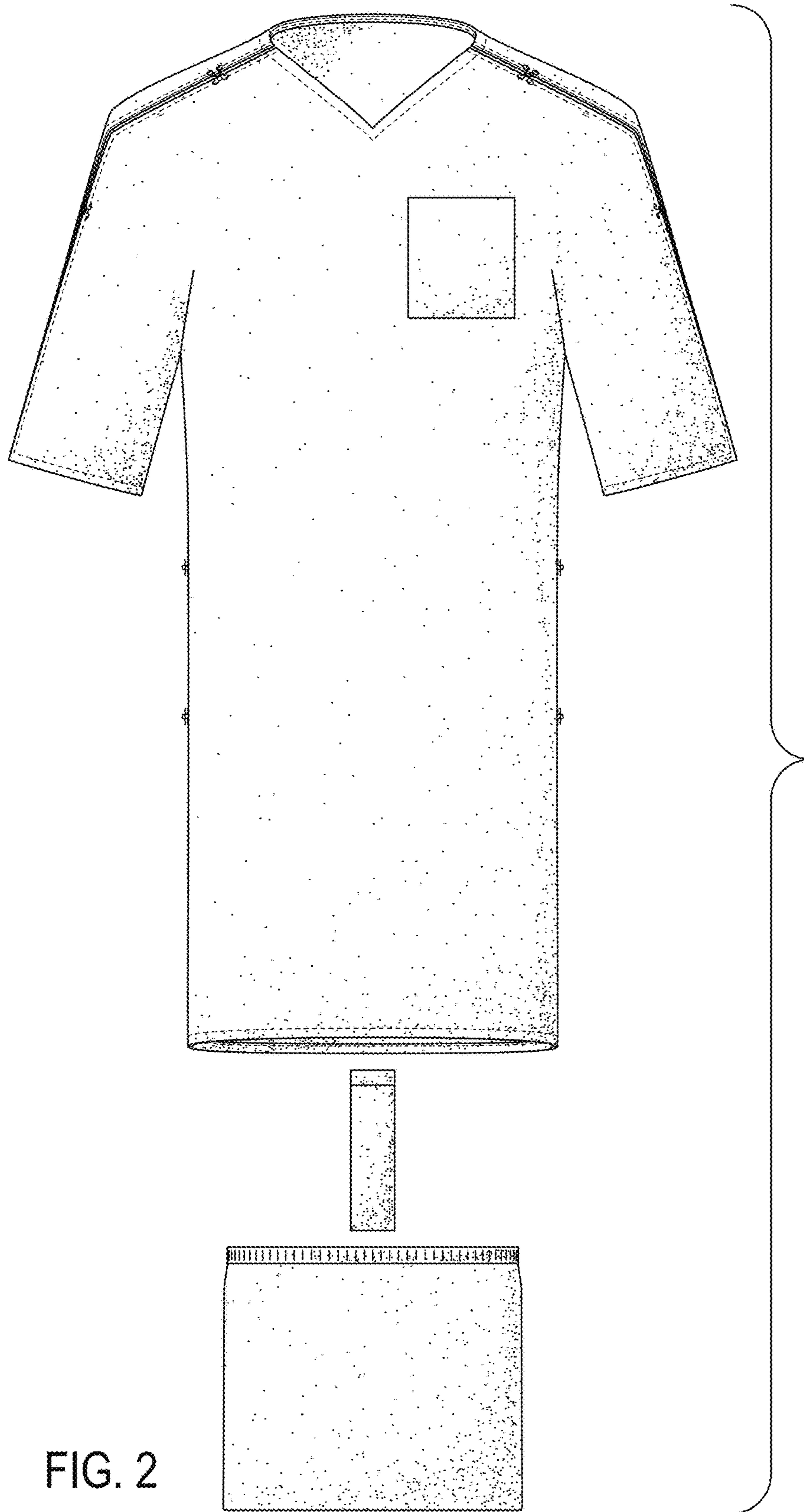


FIG. 2

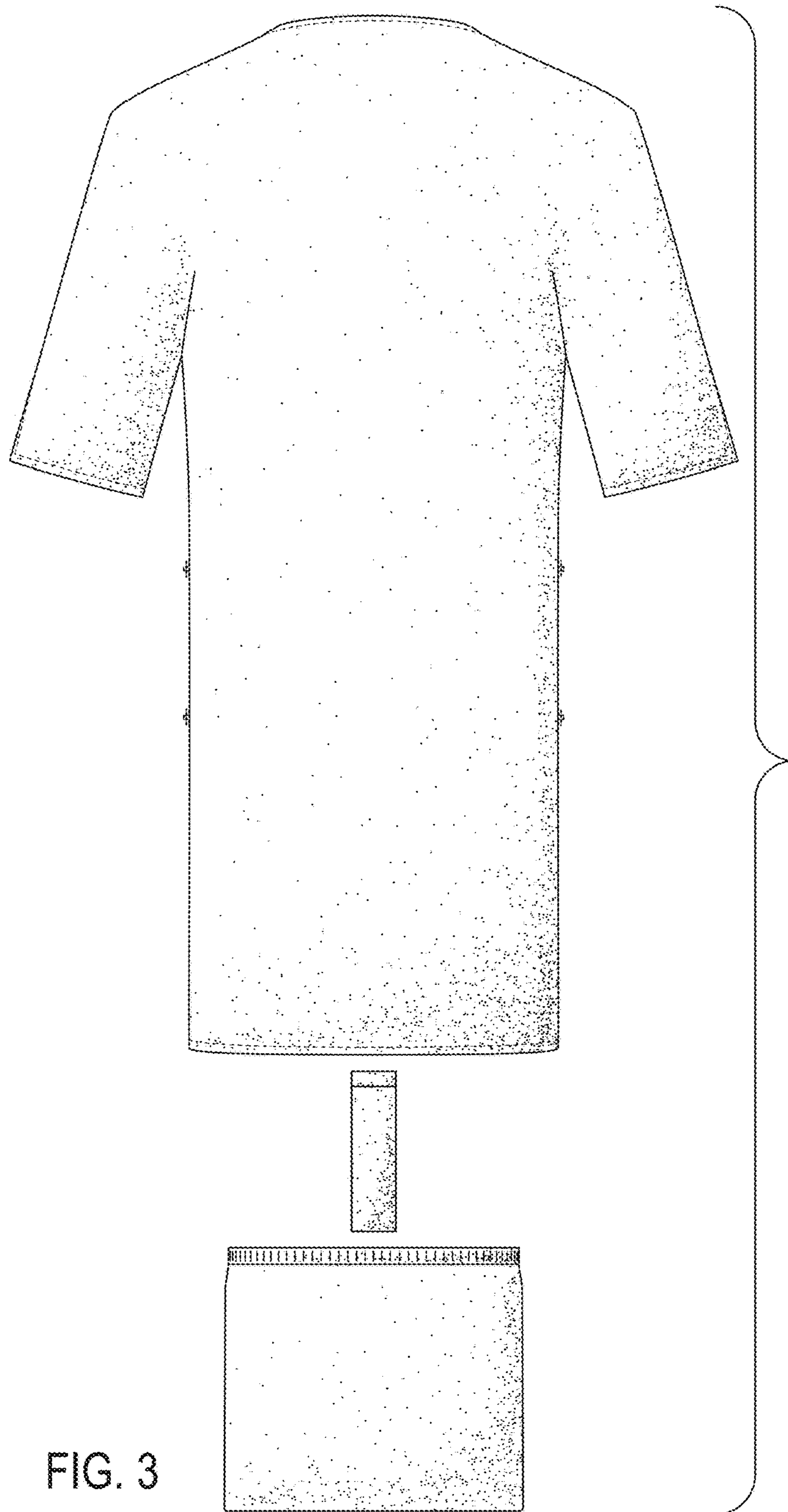


FIG. 3

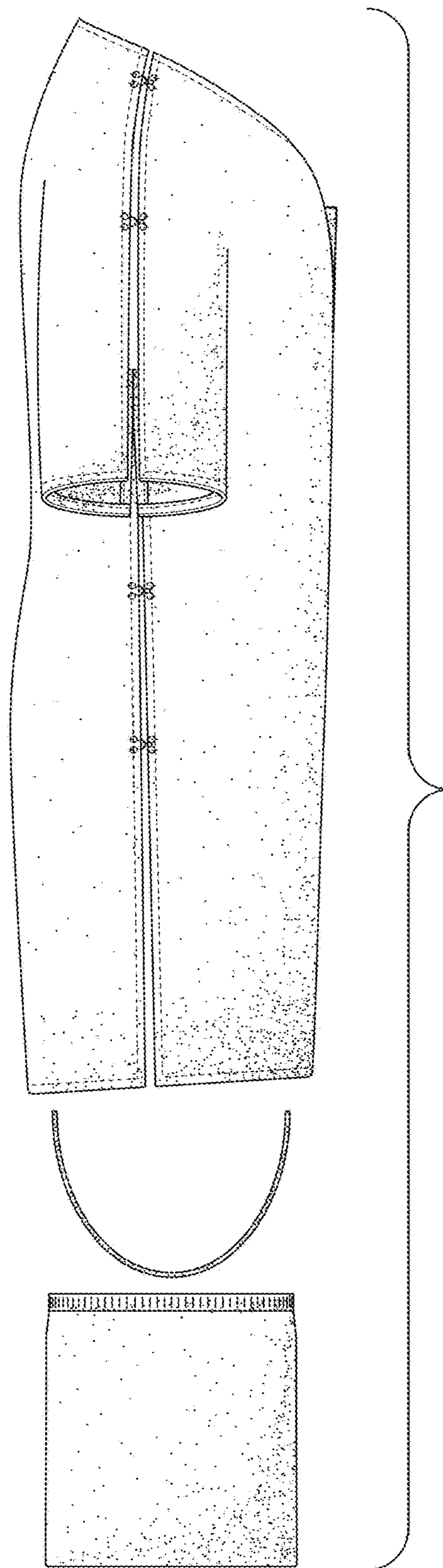


FIG. 4

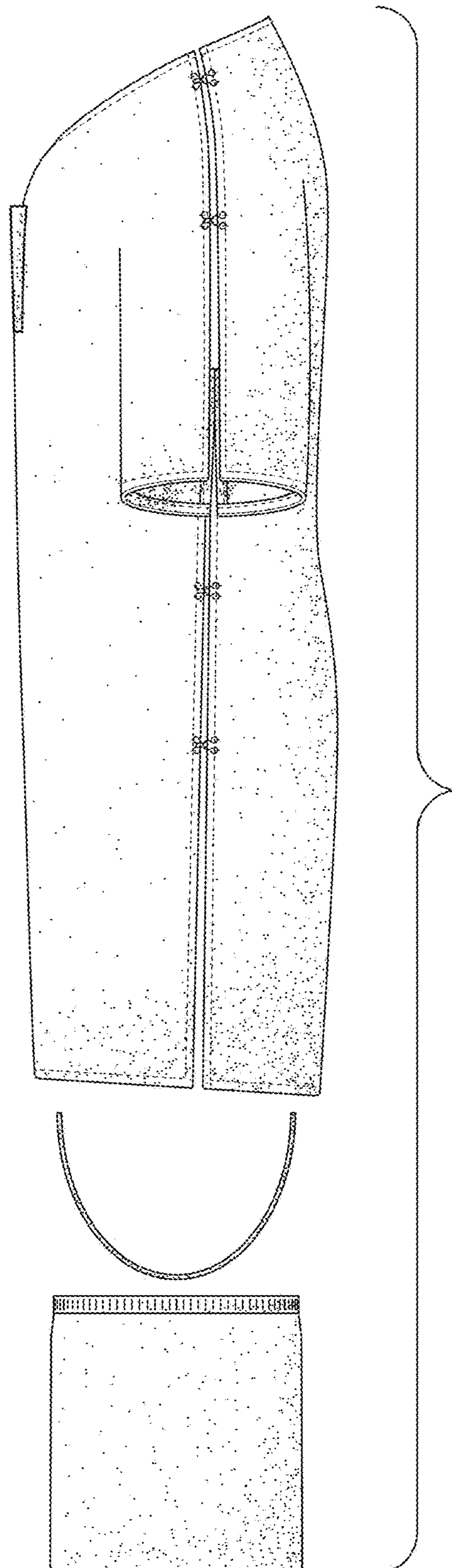


FIG. 5

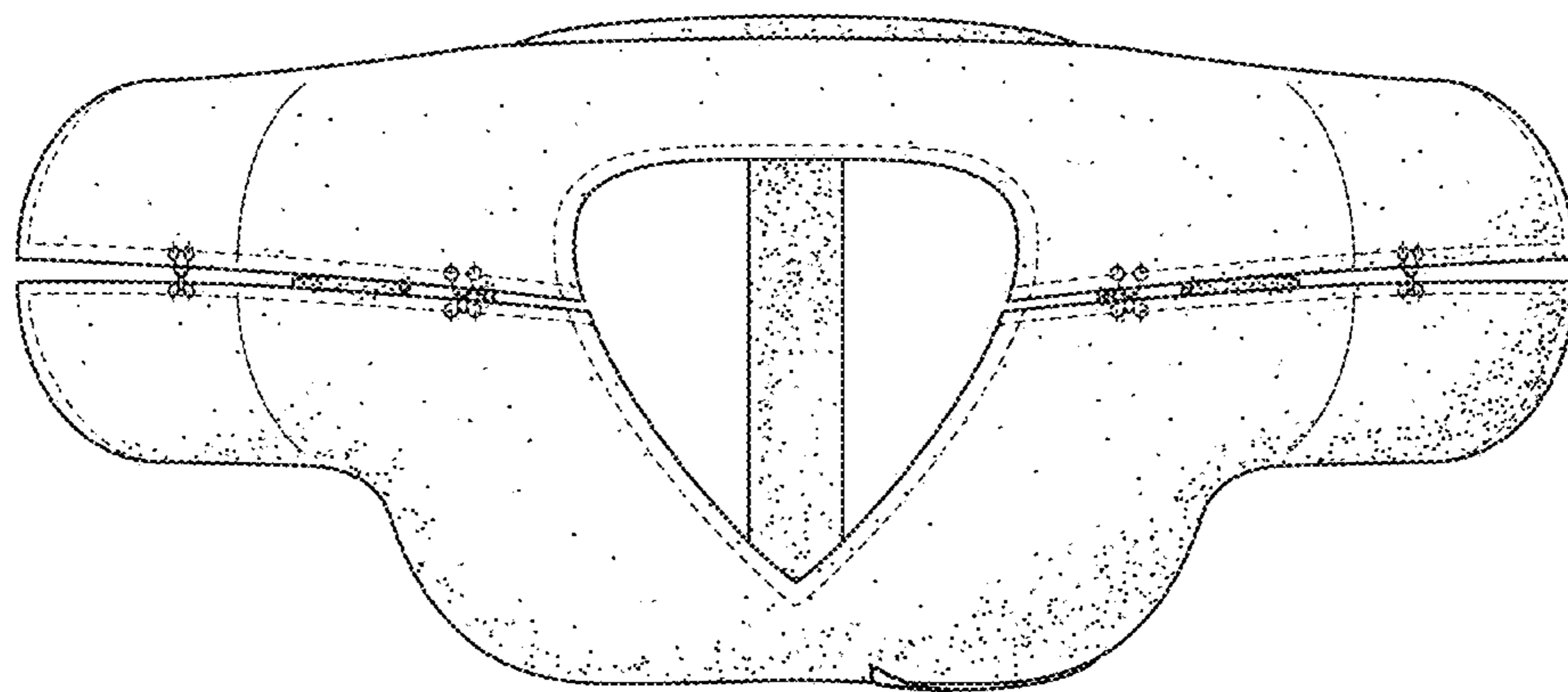


FIG. 6

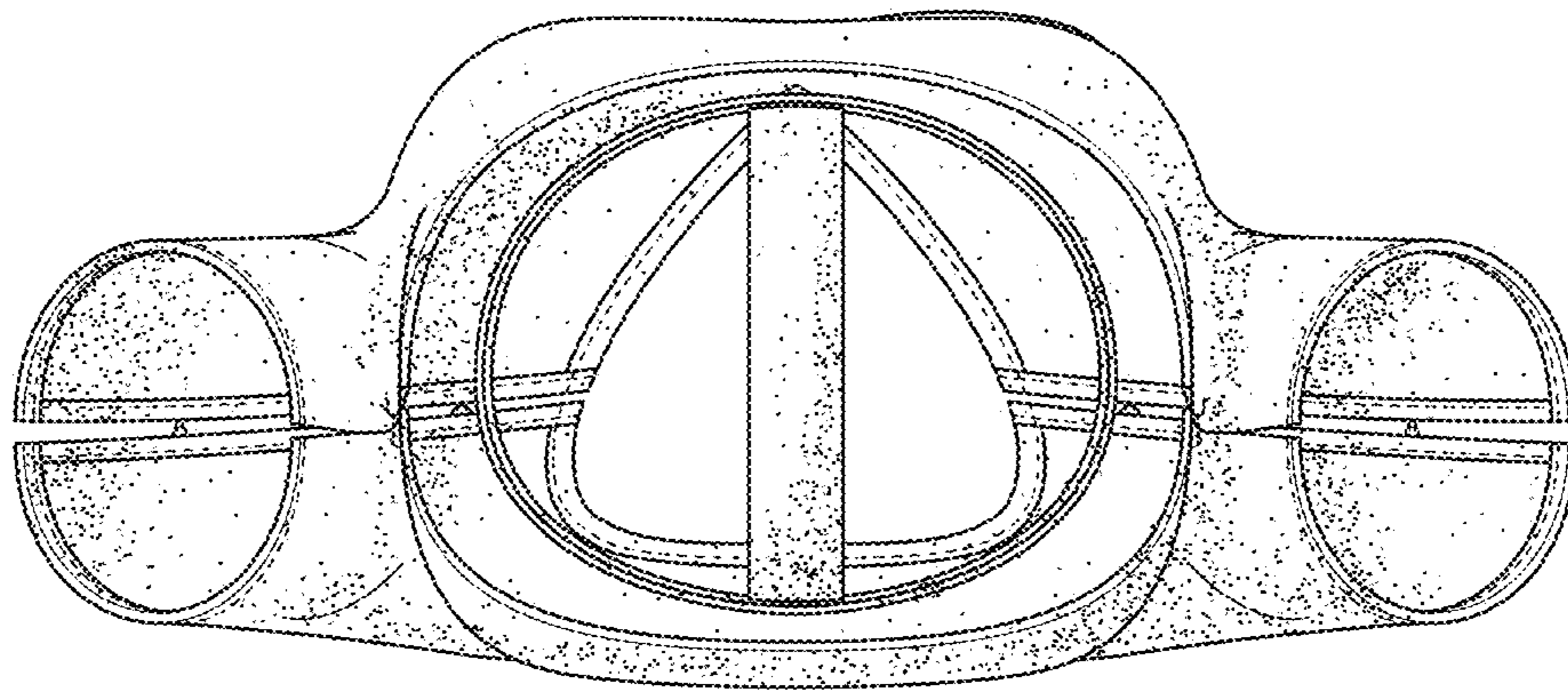


FIG. 7