



US00D858036S

(12) **United States Design Patent**
Brady et al.

(10) **Patent No.:** **US D858,036 S**

(45) **Date of Patent:** **** Sep. 3, 2019**

(54) **COMBINATION SLEEPING BAG-HAMMOCK**

(71) Applicant: **Gear Hackers, LLC**, Hyrum, UT (US)

(72) Inventors: **Corey Brady**, Hyrum, UT (US);
Robert Coates, Providence, UT (US)

(73) Assignee: **Gear Hackers, LLC**, Hyrum, UT (US)

(**) Term: **15 Years**

(21) Appl. No.: **29/644,576**

(22) Filed: **Apr. 18, 2018**

(51) **LOC (12) Cl.** **02-01**

(52) **U.S. Cl.**
USPC **D2/719**

(58) **Field of Classification Search**
USPC D2/719, 718; D6/595, 596, 601–603,
D6/347; D21/803–809
CPC A41B 13/06; A41B 13/065; A45F 3/22;
A47G 9/08; A47G 9/086
See application file for complete search history.

(56) **References Cited**

U.S. PATENT DOCUMENTS

D212,149	S *	9/1968	Tuvert	D2/719
3,675,256	A *	7/1972	Tallarico	A45F 3/22
					5/120
D230,455	S *	2/1974	Hunt	D2/719
5,115,525	A *	5/1992	Lovitt	A45F 3/22
					5/120
5,857,231	A *	1/1999	Wade	A45F 3/22
					150/154
D405,585	S *	2/1999	Stevens	D2/718
D416,123	S *	11/1999	Hwang	D2/700
D420,780	S *	2/2000	Cox	D2/700
D504,552	S *	5/2005	Michaelis	D2/719
6,948,206	B1 *	9/2005	Valencia	A47C 27/081
					5/120

7,020,915	B1 *	4/2006	Helsdon	A45F 3/22
					5/121
D586,537	S *	2/2009	Walker	D2/719
7,788,745	B1 *	9/2010	Beaton	A45F 3/22
					5/120
8,356,370	B1 *	1/2013	Clark	A45F 3/22
					5/120
D676,220	S *	2/2013	Bostajian	D2/719
D683,994	S *	6/2013	Logothetis	D6/718.1
D688,899	S *	9/2013	Chiang	D6/596
D715,028	S *	10/2014	Harris	D2/719
D737,023	S *	8/2015	Tolbert	D2/719
D742,618	S *	11/2015	Sumnicht	D2/719
D789,033	S *	6/2017	Sumnicht	D2/719
D796,865	S *	9/2017	Haug	D6/387
D798,537	S *	10/2017	Dubois	D2/719

(Continued)

Primary Examiner — Michelle E. Wilson

Assistant Examiner — Clese Moore, Jr.

(74) *Attorney, Agent, or Firm* — Preston P. Frischknecht;
Project CIP

(57) **CLAIM**

The ornamental design for a combination sleeping bag-hammock, as shown.

DESCRIPTION

FIG. 1 is a side perspective view of a combination sleeping bag-hammock showing our new design;

FIG. 2 is an isometric view;

FIG. 3 is a front view;

FIG. 4 is a back view;

FIG. 5 is a left side view;

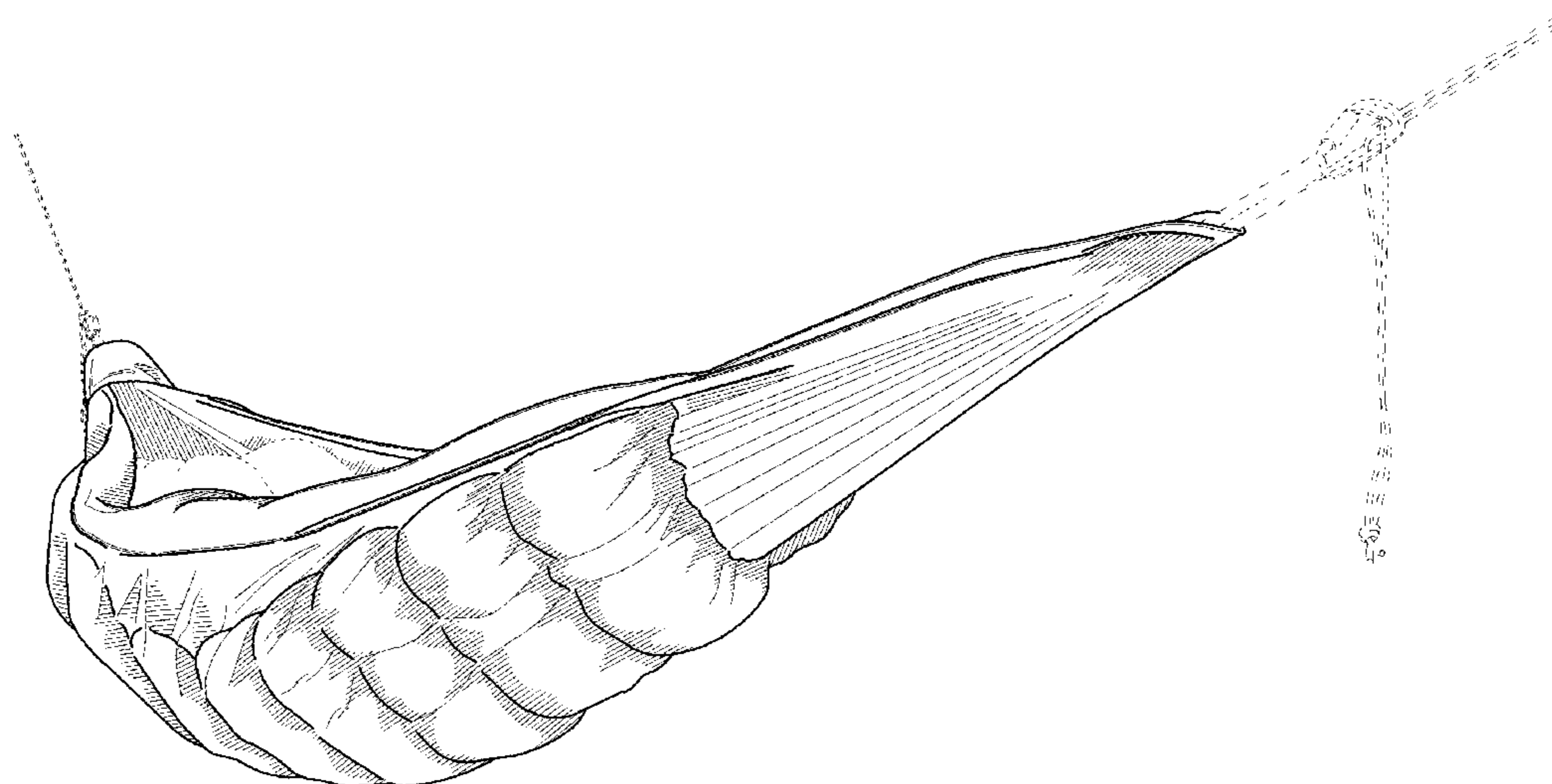
FIG. 6 is a right side view;

FIG. 7 is a bottom view; and,

FIG. 8 is a top view.

The broken lines shown illustrate portions of the combination sleeping bag-hammock that form no part of the claimed design.

1 Claim, 6 Drawing Sheets



(56)

References Cited

U.S. PATENT DOCUMENTS

2006/0185085 A1* 8/2006 Brenner A45F 3/22
5/413 R
2007/0136946 A1* 6/2007 Haislip A47G 9/086
5/413 R
2009/0151071 A1* 6/2009 Martin A47G 9/086
5/413 R

* cited by examiner

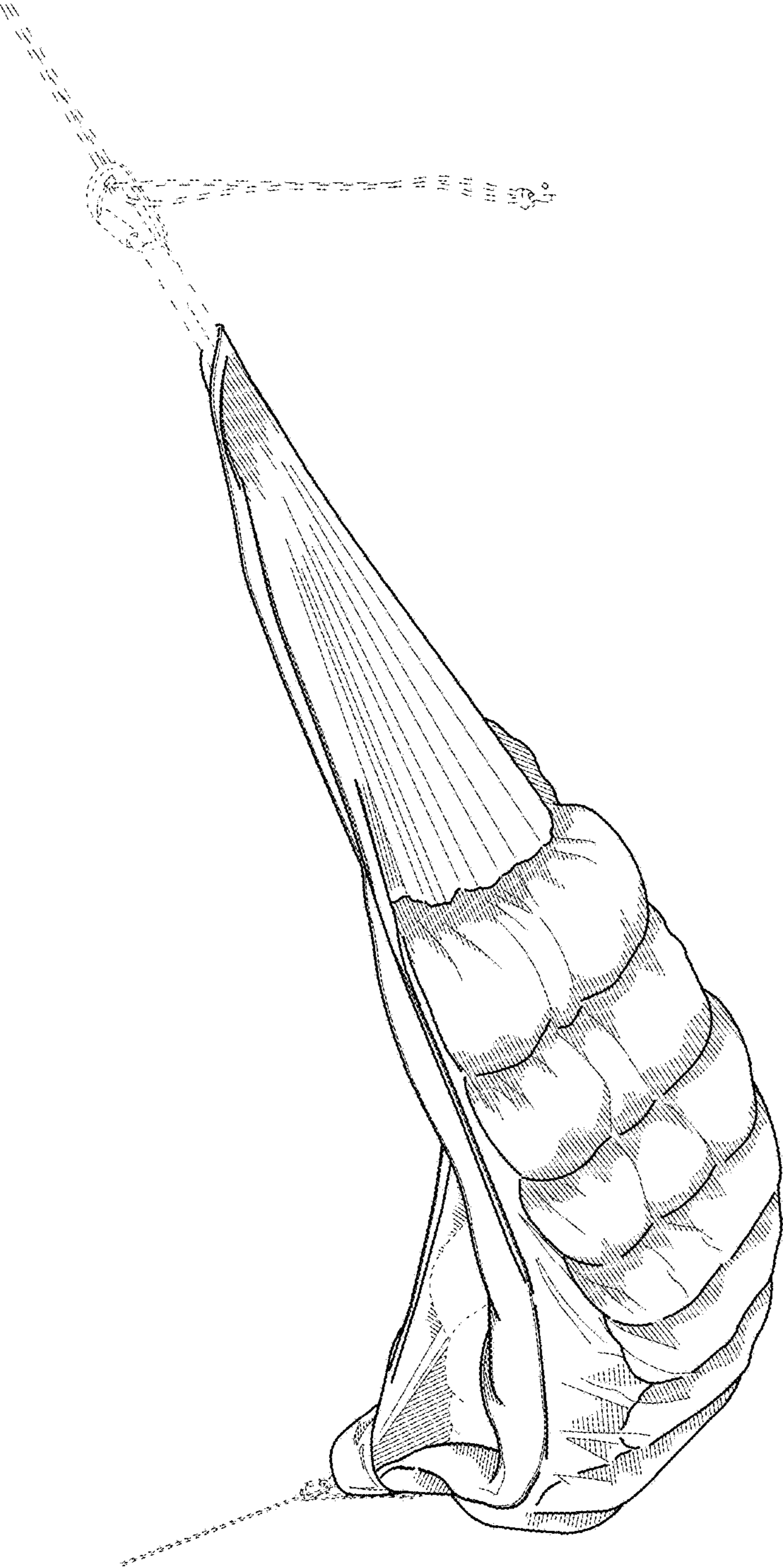


FIG. 1

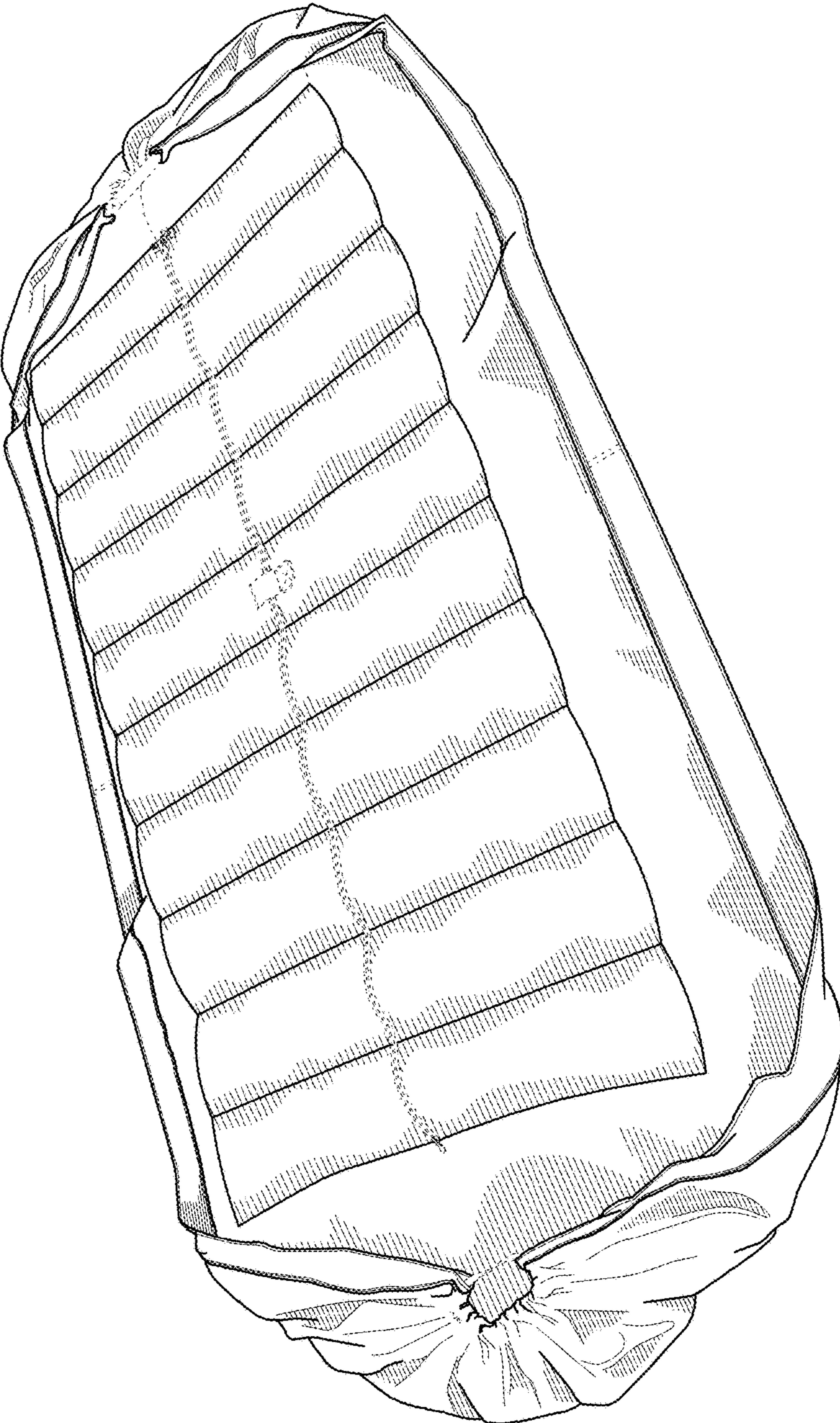


FIG. 2

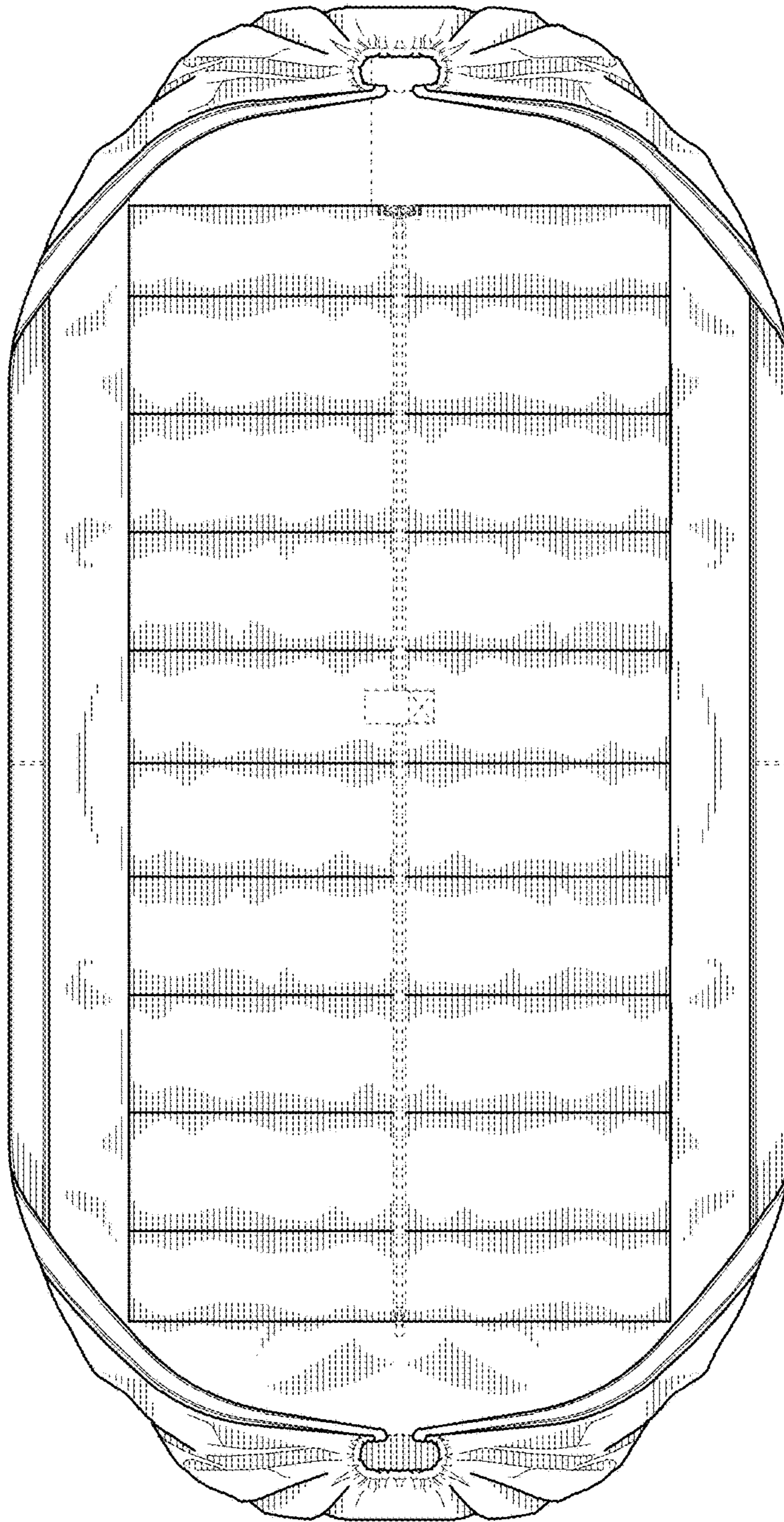


FIG. 3

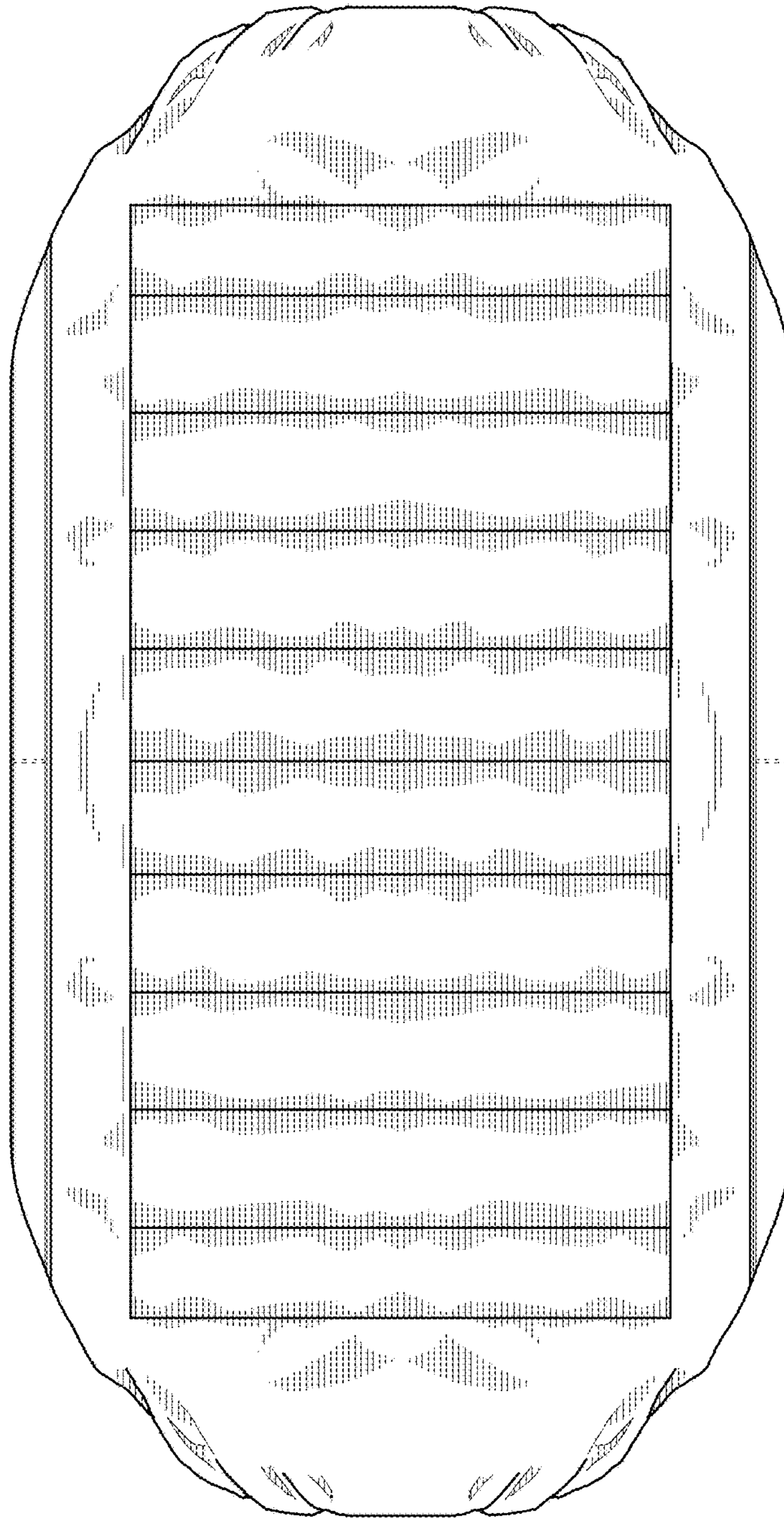


FIG. 4

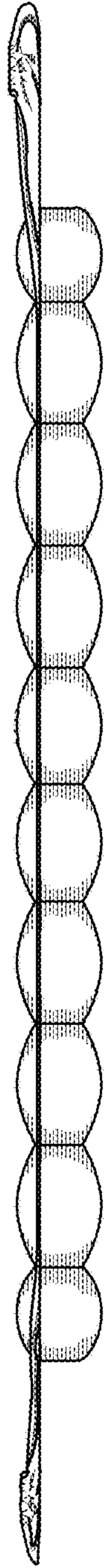


FIG. 5

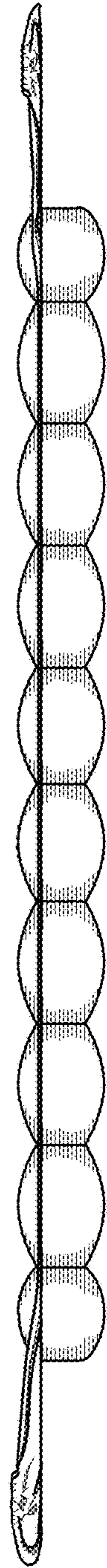


FIG. 6




FIG. 7



FIG. 8