



US00D858035S

(12) **United States Design Patent** (10) **Patent No.:** **US D858,035 S**
Noll et al. (45) **Date of Patent:** **** Sep. 3, 2019**

(54) **GARMENT**

(71) Applicant: **NIKE, Inc.**, Beaverton, OR (US)

(72) Inventors: **Eric R. Noll**, Carpinteria, CA (US);
Kevin Lancelin, Milan (IT)

(73) Assignee: **NIKE, Inc.**, Beaverton, OR (US)

(**) Term: **15 Years**

(21) Appl. No.: **29/630,591**

(22) Filed: **Dec. 21, 2017**

(51) **LOC (12) Cl.** **02-02**

(52) **U.S. Cl.**
USPC **D2/717**

(58) **Field of Classification Search**
USPC D2/717, 731, 739, 741, 750, 828, 829,
D2/840, 847, 848, 849, 850, 856
CPC A41B 9/06; A41D 1/04; A41D 13/0015;
A41D 13/0512; A41D 13/0518; A41D
27/28; A41D 2600/104
See application file for complete search history.

(56) **References Cited**

U.S. PATENT DOCUMENTS

5,210,877 A * 5/1993 Newman A41D 1/067
2/456

6,755,717 B2 * 6/2004 Smith A41C 3/0057
128/869

D510,794 S * 10/2005 Rice D2/840

D563,629 S * 3/2008 Barbour D2/840

7,636,950 B2 * 12/2009 Melhart A41D 13/0015
2/69

7,743,476 B2 * 6/2010 Rock D04B 1/02
2/69

D622,938 S * 9/2010 Kanada D2/840

D641,138 S * 7/2011 Santo D2/840

D649,331 S * 11/2011 Lambertz D2/714

8,347,415 B2 * 1/2013 Mazzarolo A41D 13/02
2/227

D681,312 S * 5/2013 McLaren D2/840

8,533,864 B1 * 9/2013 Kostrzewski A41D 13/0015
2/69

8,539,616 B2 * 9/2013 Beland A41D 13/0015
2/267

D691,782 S * 10/2013 Meredith D2/840

8,548,622 B2 * 10/2013 Berns A41D 13/0015
700/130

D694,993 S * 12/2013 Tanaka D2/840

D695,491 S * 12/2013 Hawkins D2/750

D697,696 S * 1/2014 Obrecht D2/844

D698,123 S * 1/2014 Yu D2/840

D744,203 S * 12/2015 Murphy D2/840

D746,997 S * 1/2016 Higgins D24/190

9,351,525 B2 * 5/2016 Best A41D 27/10

D759,346 S * 6/2016 Lomax D2/731

D774,280 S * 12/2016 Hakeem D2/731

9,532,612 B2 * 1/2017 Lambertz A41D 13/0015

(Continued)

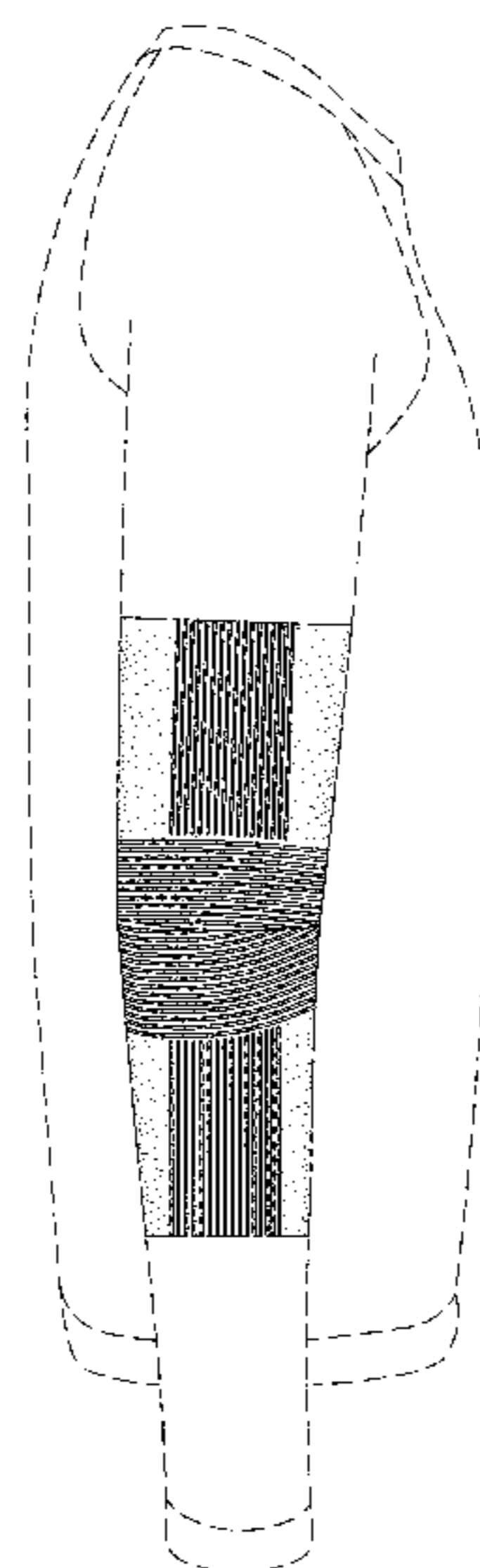
Primary Examiner — Kevin K Rudzinski
Assistant Examiner — Paul D Bohannon
(74) *Attorney, Agent, or Firm* — Shook, Hardy and Bacon
L.L.P.

(57) **CLAIM**
The ornamental design for a garment, as shown and
described.

DESCRIPTION

FIG. 1 is a front view of a garment showing our design;
FIG. 2 is a rear view thereof;
FIG. 3 is a side view thereof; and,
FIG. 4 is a front, perspective view thereof.
The long and short broken lines shown in the drawings are
for the purpose of illustrating a boundary of the claimed
design and form no part thereof. The even length broken
lines are for the purpose of illustrating environmental sub-
ject matter and form no part of the claimed design.

1 Claim, 4 Drawing Sheets



(56)

References Cited

U.S. PATENT DOCUMENTS

D783,949	S	*	4/2017	Lomax	D2/858
D785,906	S	*	5/2017	Darmour	D2/731
D791,442	S	*	7/2017	Darmour	D2/828
D791,446	S	*	7/2017	Darmour	D2/853
D794,909	S	*	8/2017	Lomax	D2/731
D796,788	S	*	9/2017	Martz	D2/749
D799,793	S	*	10/2017	Darmour	D2/828
D819,929	S	*	6/2018	Mong	D2/731
D825,889	S	*	8/2018	Mong	D2/731
D825,894	S	*	8/2018	Mong	D2/858
D836,883	S	*	1/2019	Vorel	D2/731
D836,884	S	*	1/2019	McIver	D2/731
D839,556	S	*	2/2019	Mong	D2/840
D839,558	S	*	2/2019	Lomax	D2/840

* cited by examiner

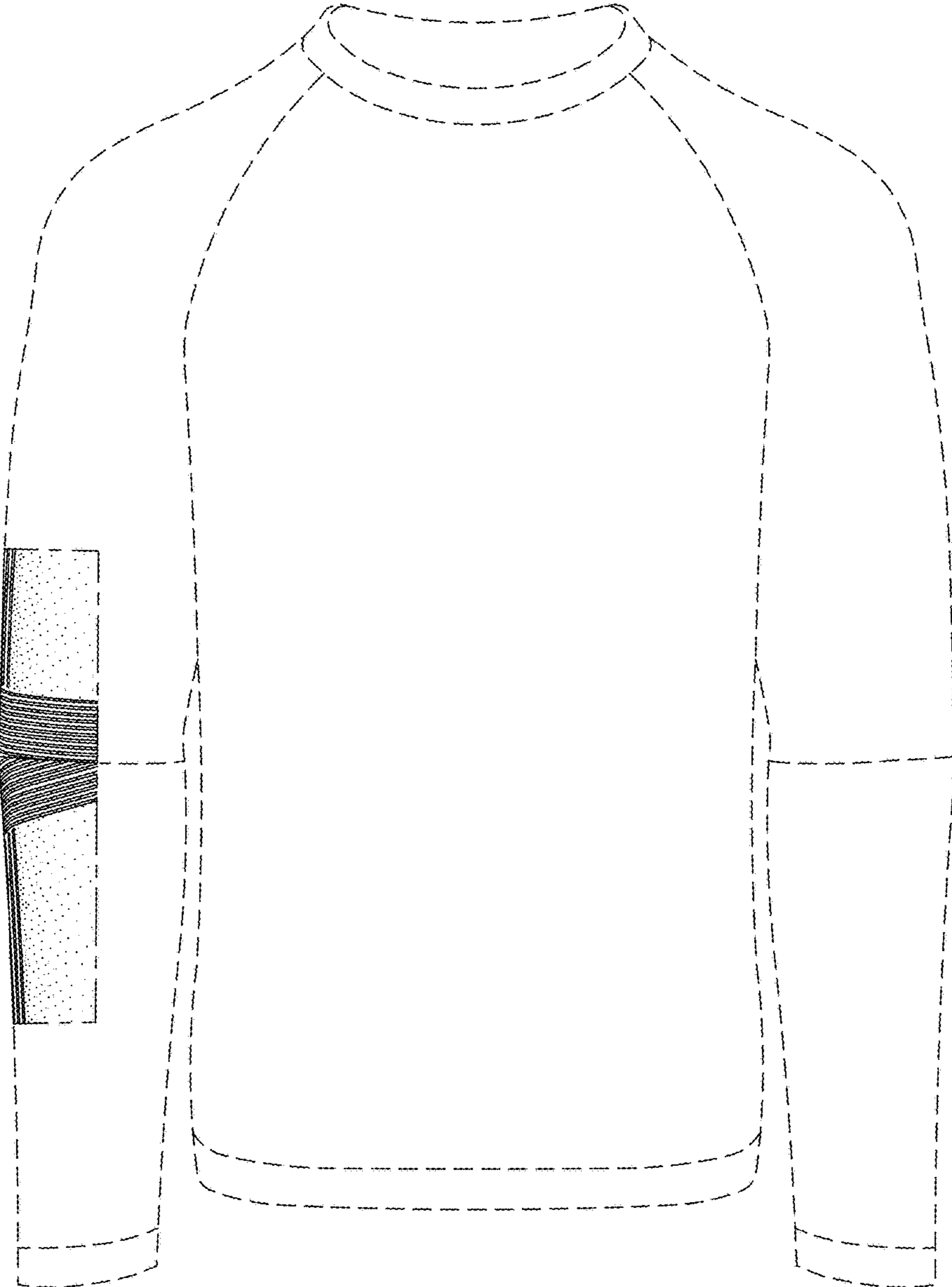


FIG. 1

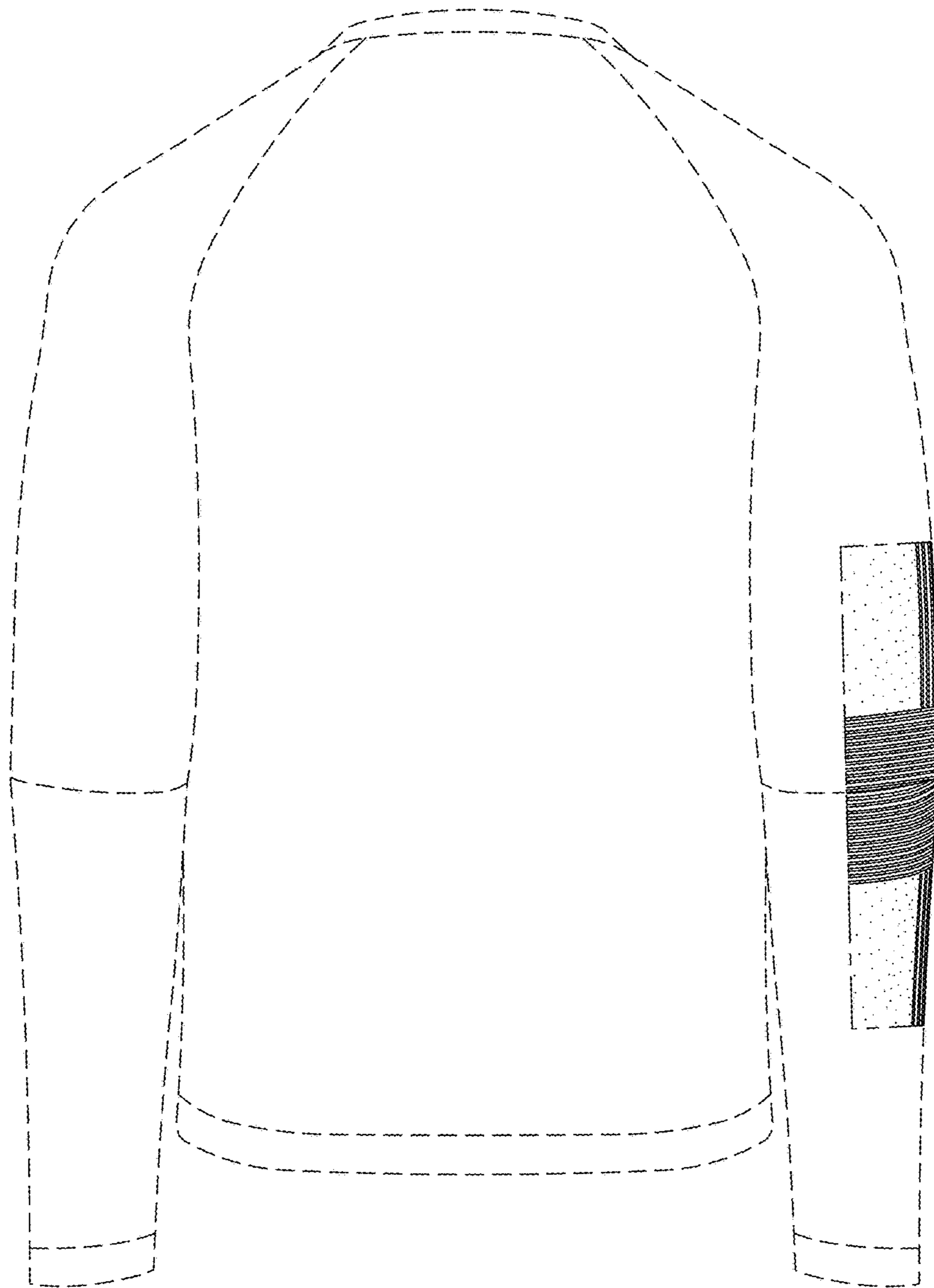


FIG. 2

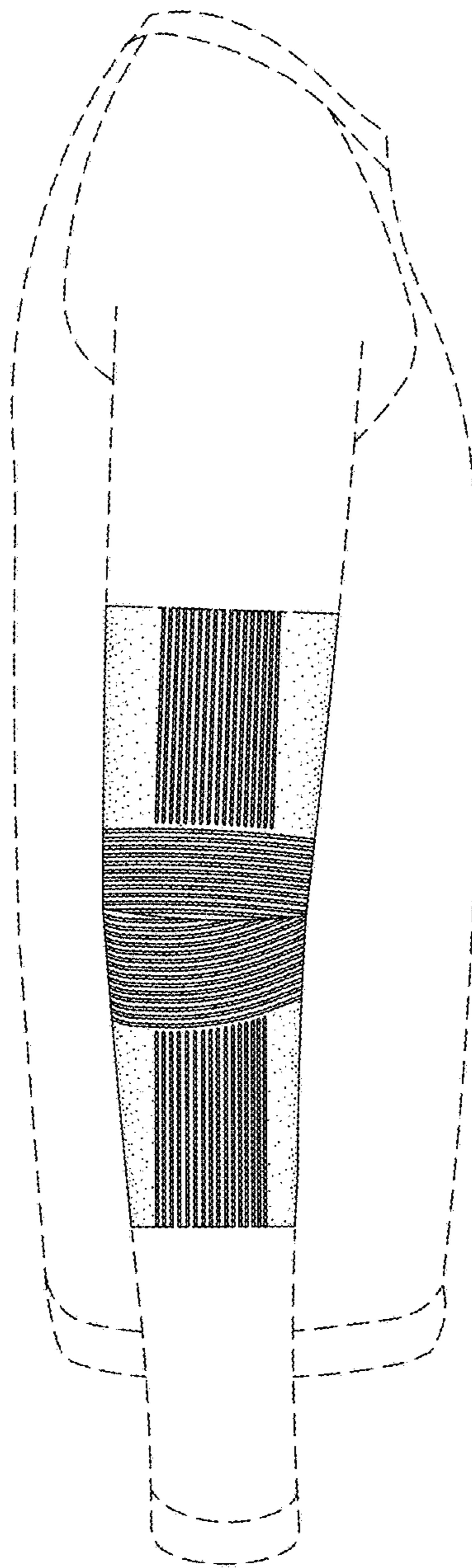


FIG. 3

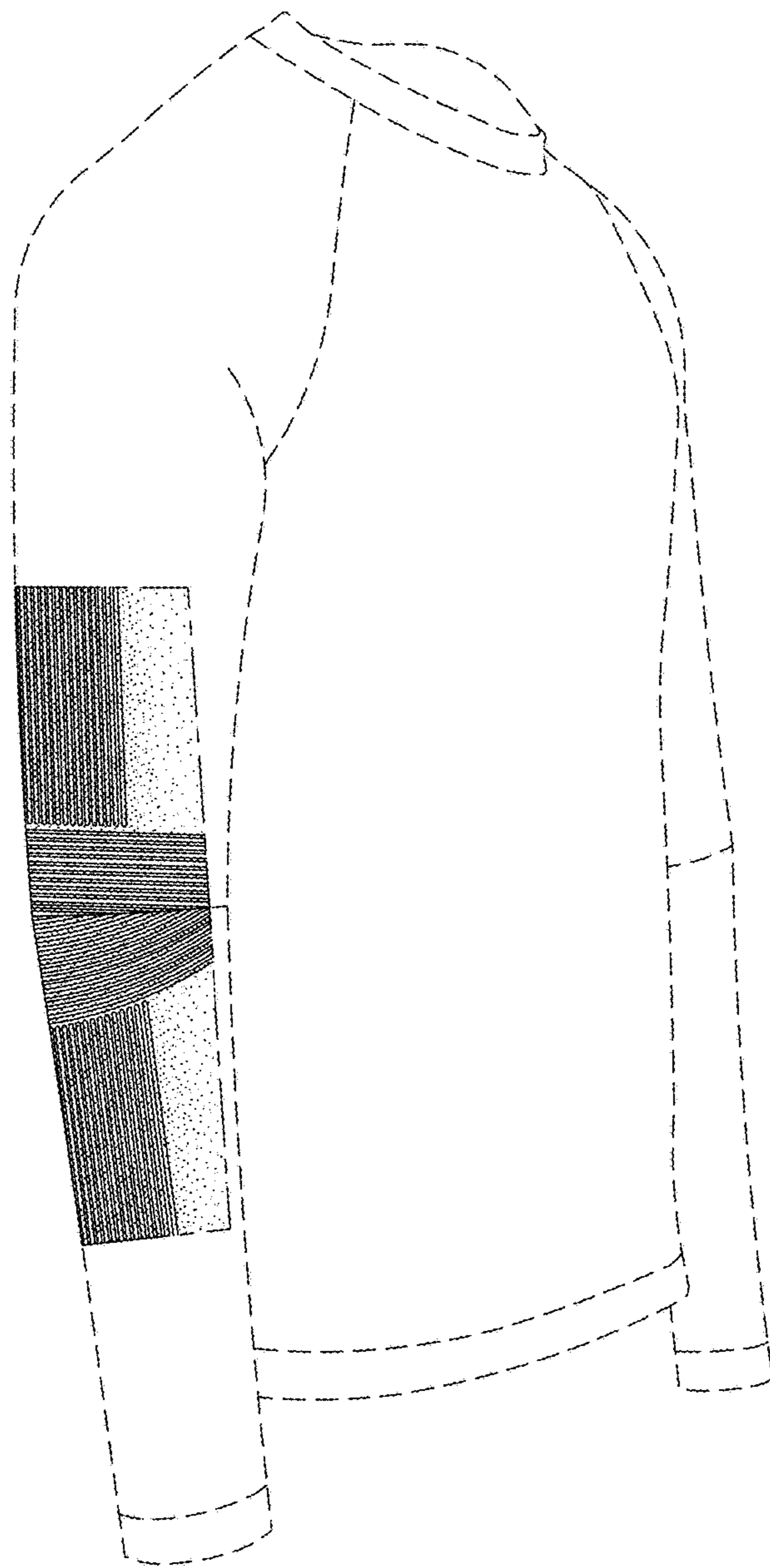


FIG. 4