



US00D858034S

(12) **United States Design Patent** (10) **Patent No.:** **US D858,034 S**
Kellock et al. (45) **Date of Patent:** **** Sep. 3, 2019**

(54) **POCKET PORTION OF A SCARF OF A TRAVEL SUPPORT STRUCTURE**

(71) Applicant: **COOLSIDE LIMITED**, East Kilbride (GB)

(72) Inventors: **David Kellock**, East Kilbride (GB);
Michael Corrigan, East Kilbride (GB)

(73) Assignee: **COOLSIDE LIMITED**, East Kilbride (GB)

(**) Term: **15 Years**

(21) Appl. No.: **29/624,833**

(22) Filed: **Nov. 3, 2017**

Related U.S. Application Data

(63) Continuation of application No. 14/405,115, filed as application No. PCT/GB2013/000246 on May 30, 2013.

(30) **Foreign Application Priority Data**

May 1, 2013 (GB) 1307905.8

(51) **LOC (12) Cl.** **02-05**

(52) **U.S. Cl.**
USPC **D2/501**

(58) **Field of Classification Search**
USPC D6/601; D24/188-190; D2/500-508
CPC ... A61F 5/3707; B60N 2/4879; B60N 2/4882;
B60N 2/48; A47G 9/1009; A47G 9/1054;
A47G 9/1081

See application file for complete search history.

(56) **References Cited**

U.S. PATENT DOCUMENTS

2,413,319 A 12/1946 Golfieri
D374,545 S * 10/1996 Cionni D2/500

D397,836 S * 9/1998 Inspector D2/501
D546,526 S * 7/2007 Graham D2/500
D694,989 S * 12/2013 Kelly D2/502
D726,391 S * 4/2015 Clark D2/502
D749,818 S * 2/2016 Hou D2/502
D762,343 S * 8/2016 Hochbein D2/502
D779,779 S * 2/2017 Clark D2/500
2006/0137072 A1 6/2006 Visco et al.
2015/0157130 A1* 6/2015 Kellock A47C 7/383
5/636

OTHER PUBLICATIONS

YouTubeTrtl Nap Scarf, announced May 25, 2015, [online], [site visit Oct. 3, 2018]. Available from Internet, <URL: <https://www.youtube.com/watch?v=RdRzmbYDLgc>>.*

* cited by examiner

Primary Examiner — Jennifer L Watkins

(74) *Attorney, Agent, or Firm* — Arash Behravesh;
Mannava & Kang, P.C.

(57) **CLAIM**

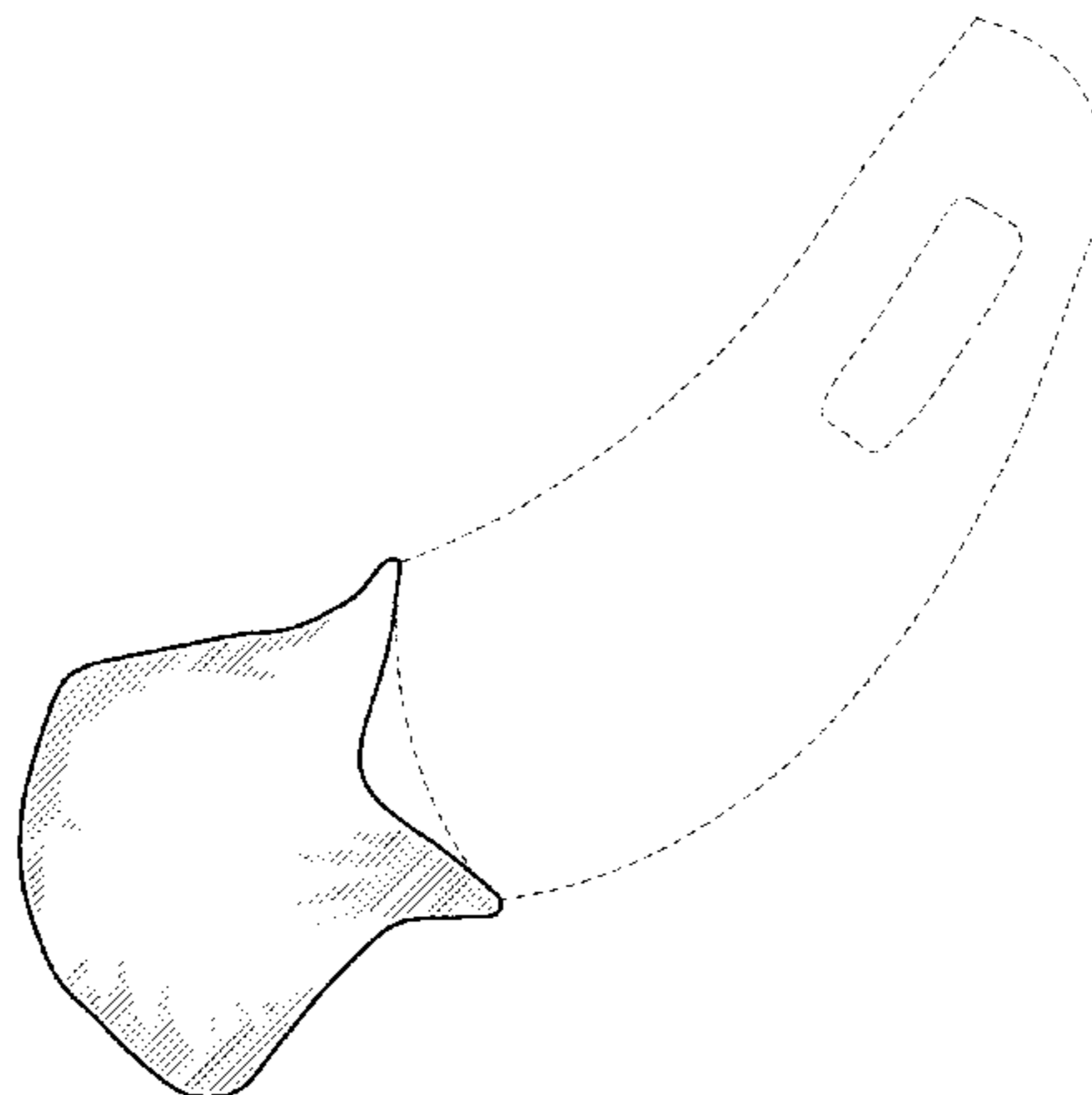
The ornamental design for a pocket portion of a scarf of a travel support structure, as shown and described.

DESCRIPTION

FIG. 1 is a front perspective view of the front side of a pocket portion of a scarf of a travel support structure in use arranged around a neck of a person showing a new design; FIG. 2 is a quarter turn perspective view thereof; and, FIG. 3 is a plan view of the back side in a flat position thereof.

In the drawings, the broken lines depict environmental subject matter only and form no part of the claimed design.

1 Claim, 2 Drawing Sheets



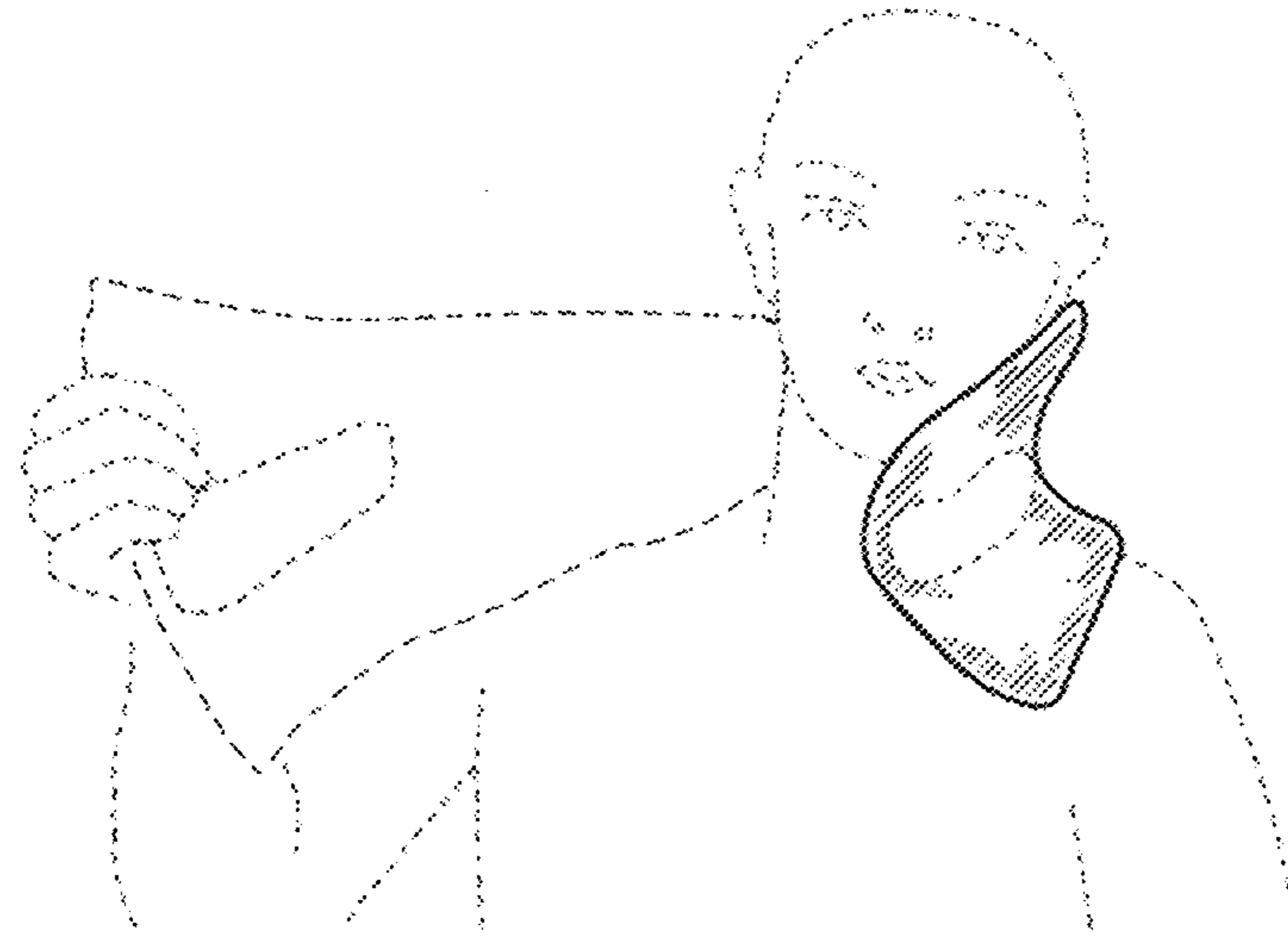


FIG. 1

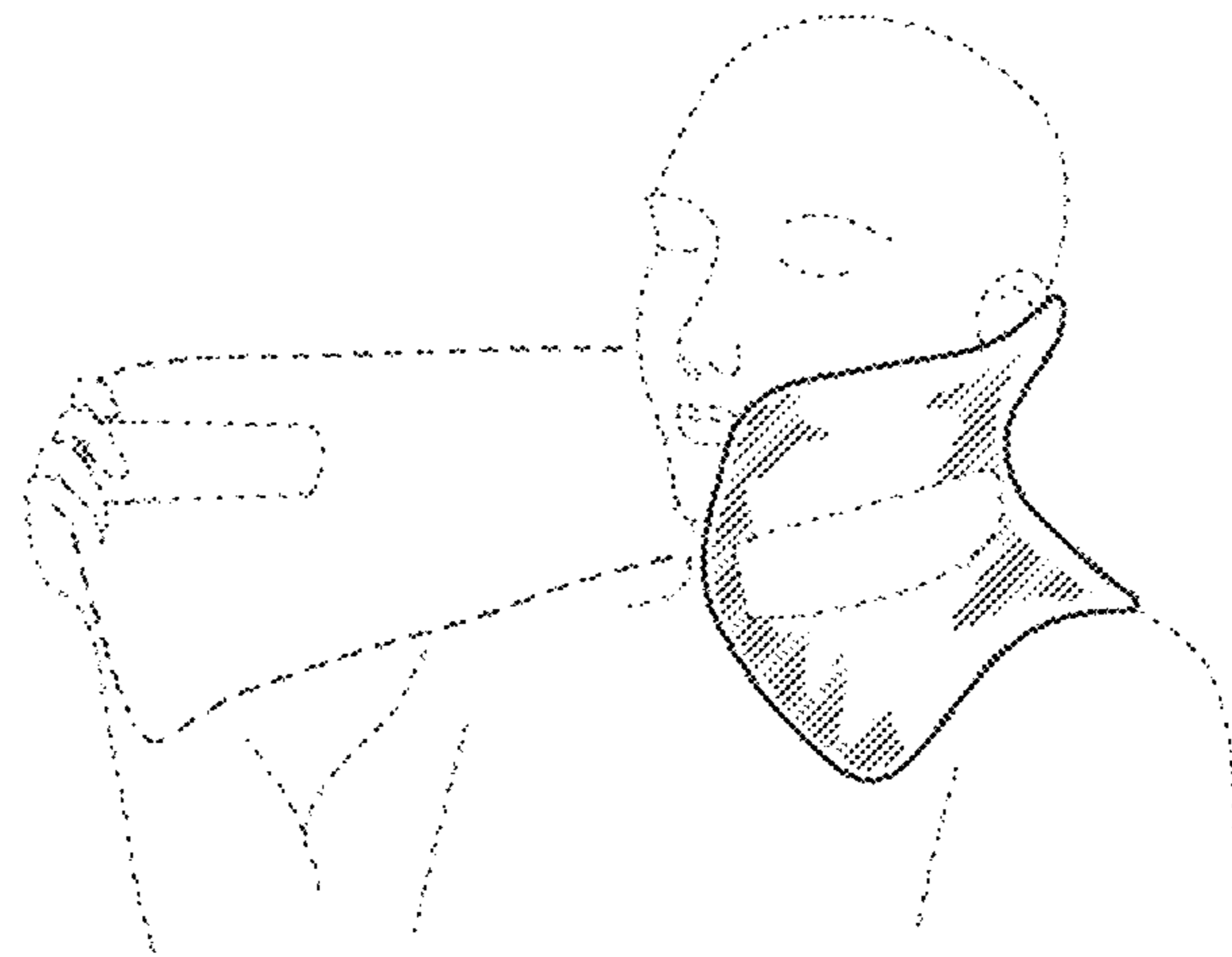


FIG. 2

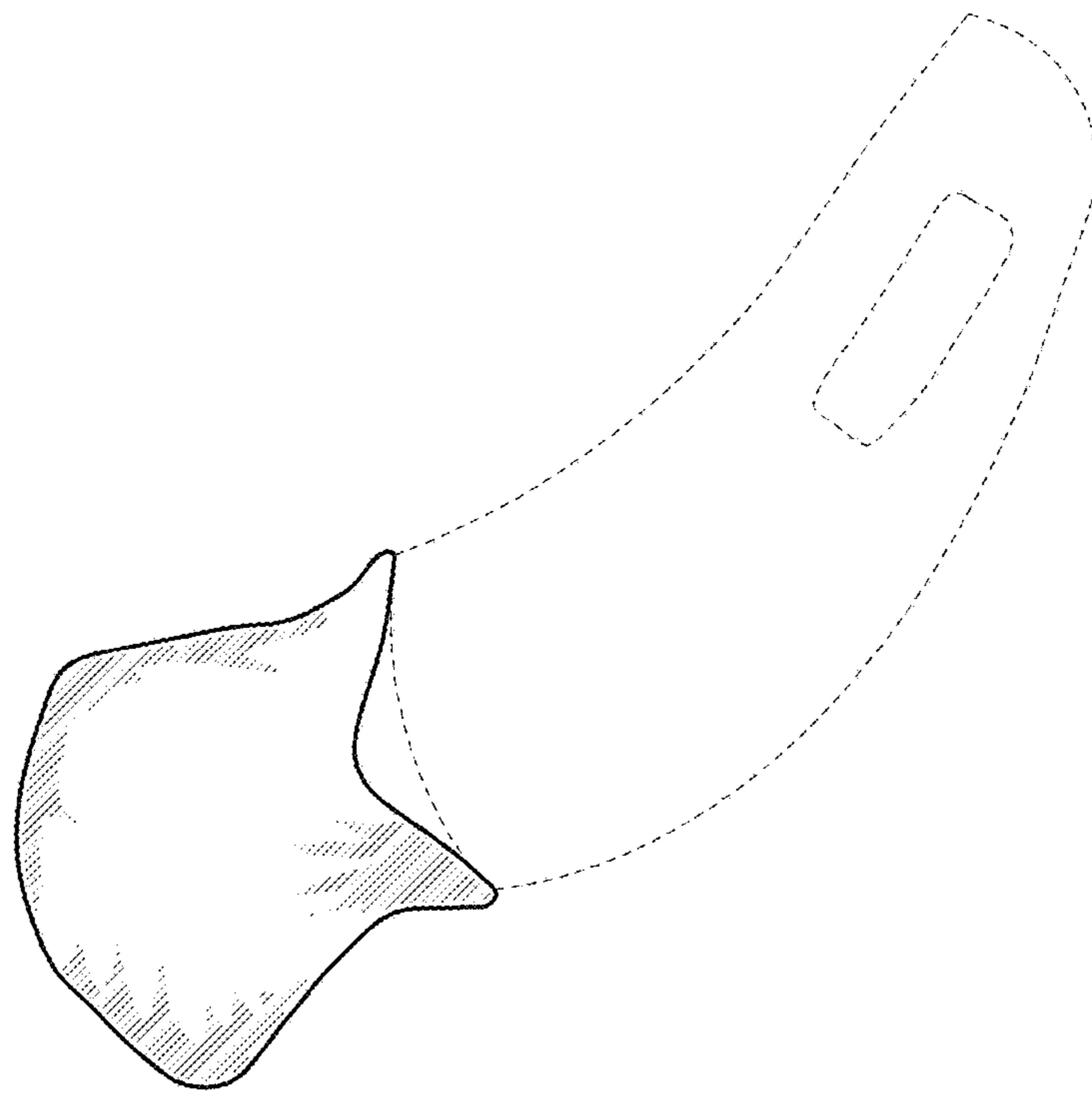


FIG. 3