



US00D858032S

(12) **United States Design Patent**
Bortone

(10) **Patent No.:** **US D858,032 S**

(45) **Date of Patent:** **** Sep. 3, 2019**

(54) **PUFFED EXTRUDATE SNACK FOOD**

(71) Applicant: **Eugenio Bortone**, Frisco, TX (US)

(72) Inventor: **Eugenio Bortone**, Frisco, TX (US)

(**) Term: **15 Years**

(21) Appl. No.: **29/626,402**

(22) Filed: **Nov. 16, 2017**

(51) **LOC (12) Cl.** **01-01**

(52) **U.S. Cl.**

USPC **D1/125**

(58) **Field of Classification Search**

USPC D1/100-130, 199; D7/504, 509, 510,
D7/523, 524, 555, 566, 568, 584-587,
D7/602, 672, 300.1; D21/386, 672, 803,
D21/821; D19/91; 426/92, 94, 95, 99,
426/101, 138-139, 143, 279, 282, 283,
426/391, 514, 516; D11/146, 151, 154,
D11/78, 131, 141, 152; D14/480.5,
D14/484.1; D25/119, 121, 126;
D30/160; 220/566; D34/28, 29

CPC A02D 13/0025; A21D 13/0029; A21D
13/0074; A21D 13/0022; A21D 13/0006;
A23L 1/1641; A23L 1/005

See application file for complete search history.

(56) **References Cited**

U.S. PATENT DOCUMENTS

D312,719 S * 12/1990 Kempfer D1/101
D426,368 S * 6/2000 Wencel, Jr. D1/120
D492,467 S * 7/2004 Pittard 426/500

6,770,233 B2 * 8/2004 Bortone A21C 11/16
264/167
D591,479 S * 5/2009 Schalk D1/199
D621,578 S * 8/2010 Farkas D1/125
D641,538 S * 7/2011 Evans D1/125
D655,058 S * 2/2012 Blair D1/199
D690,806 S * 10/2013 Nakayama D24/130
D697,411 S * 1/2014 Stern D9/516
D730,617 S * 6/2015 Slusarczyk D1/125
D747,841 S * 1/2016 Petersen D1/102
2008/0003270 A1 * 1/2008 Garcia Martinez A23K 40/20
424/442

OTHER PUBLICATIONS

Cwmyeyes. "Mahua Snack Making Process." YouTube. Aug. 27,
2017. Web. Sep. 30, 2018. <<https://www.youtube.com/watch?v=PCbG9f5veq4>>.*

* cited by examiner

Primary Examiner — Katie Jane Stokfo

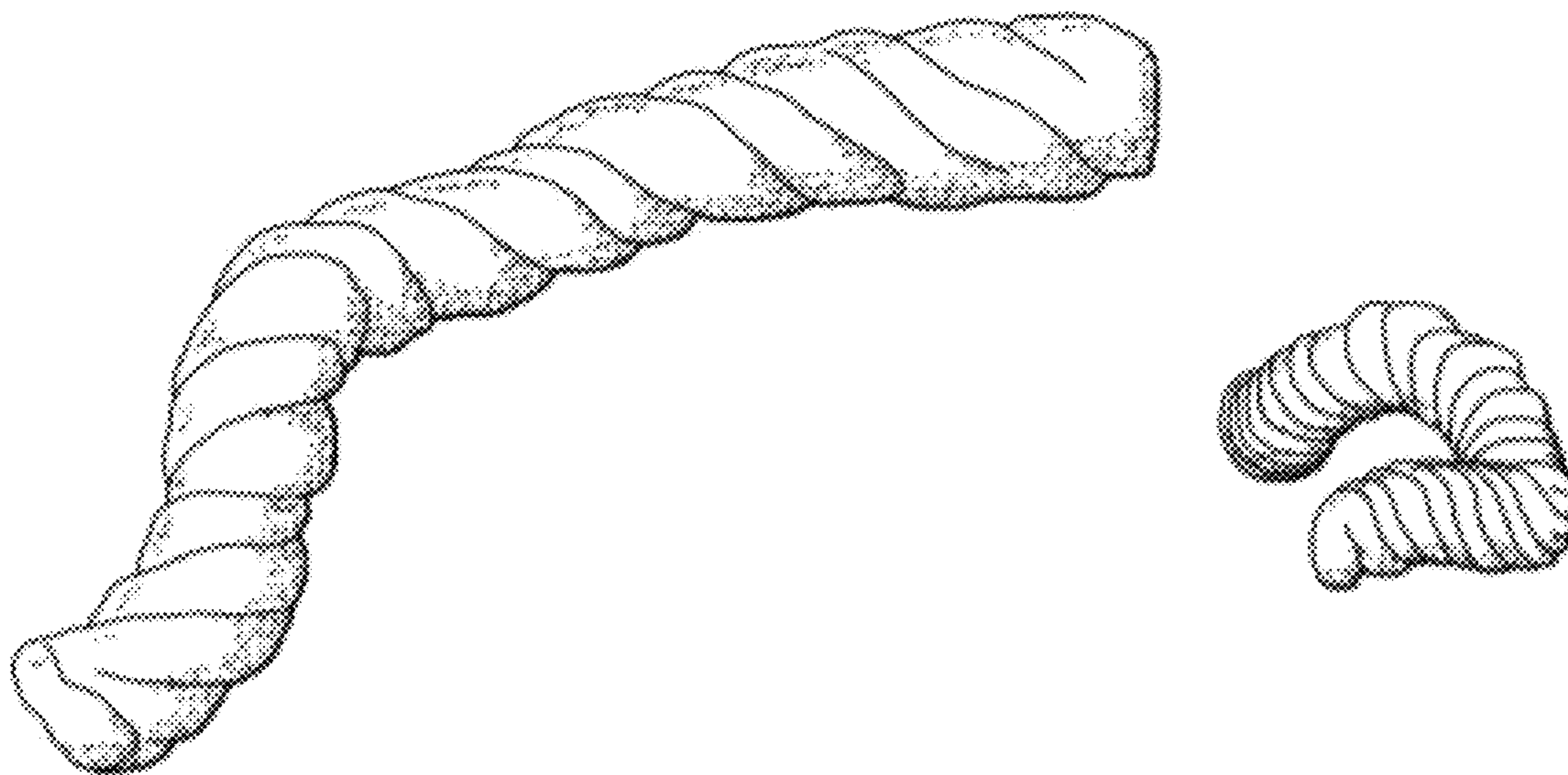
(57) **CLAIM**

I claim the ornamental design for a wiggled puffed extru-
date, as shown and described.

DESCRIPTION

FIG. 1 is a perspective view of a puffed extrudate snack food
showing my new design;
FIG. 2 is a front elevation view thereof;
FIG. 3 is a rear elevation view thereof;
FIG. 4 is a right side elevation view thereof;
FIG. 5 is a left side elevation view thereof;
FIG. 6 is a top plan view thereof; and,
FIG. 7 is a bottom plan view thereof.

1 Claim, 2 Drawing Sheets



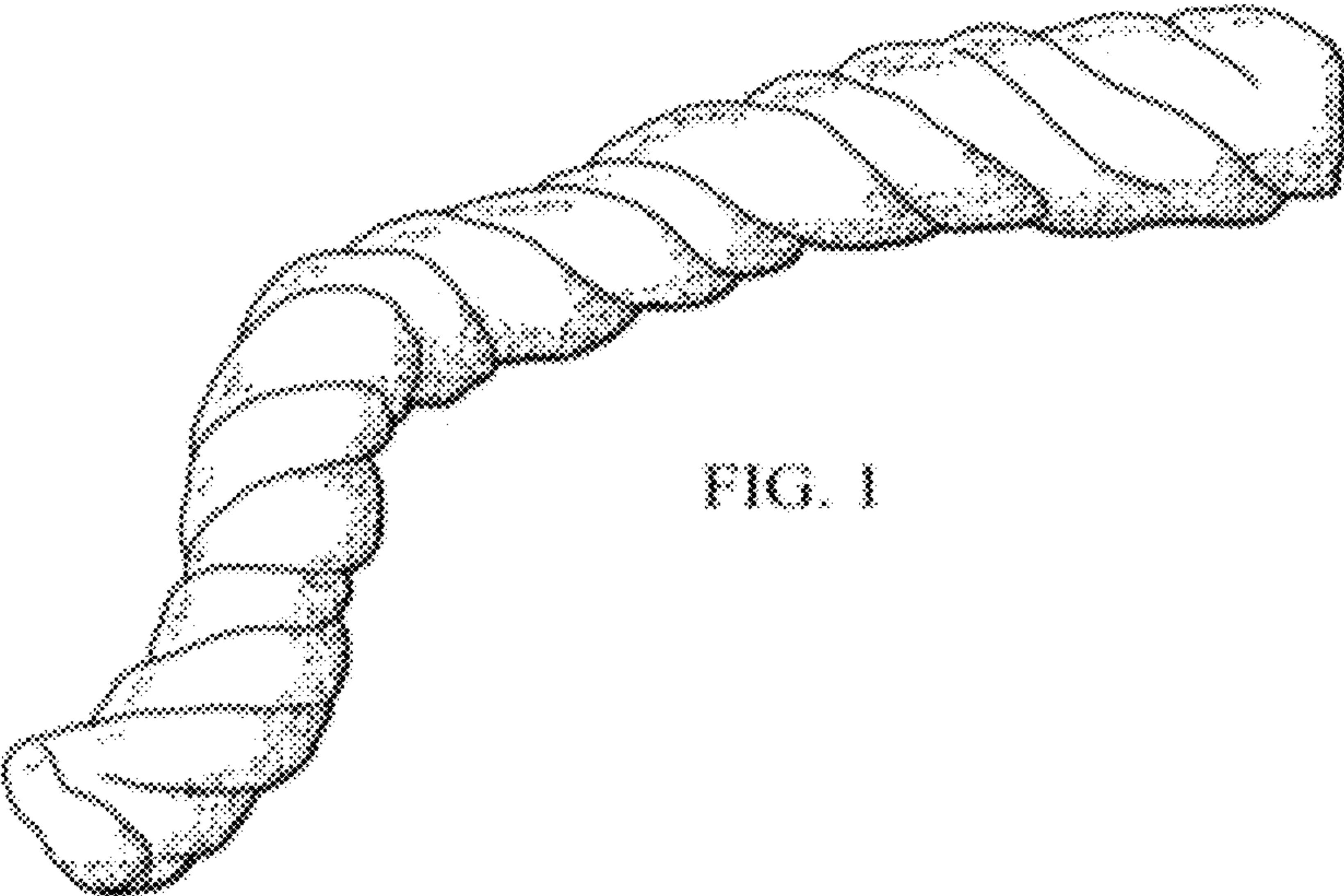


FIG. 1



FIG. 2

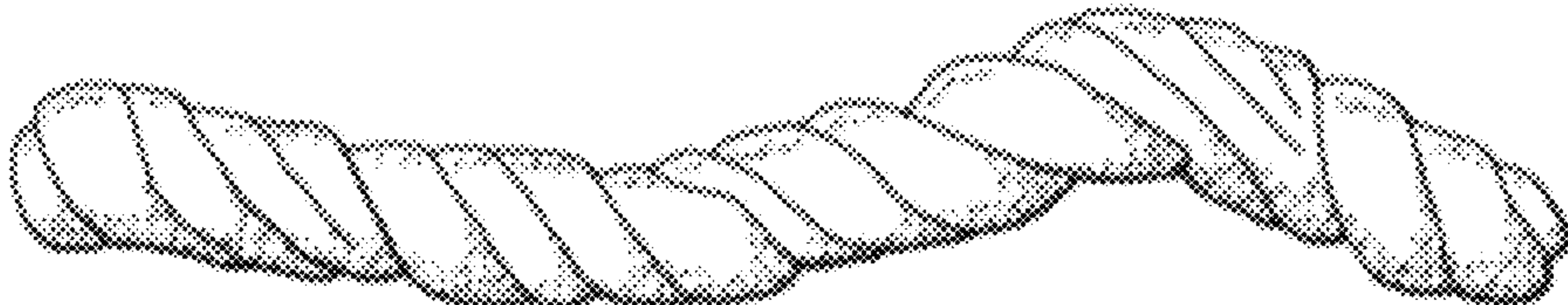


FIG. 3




FIG. 4




FIG. 5

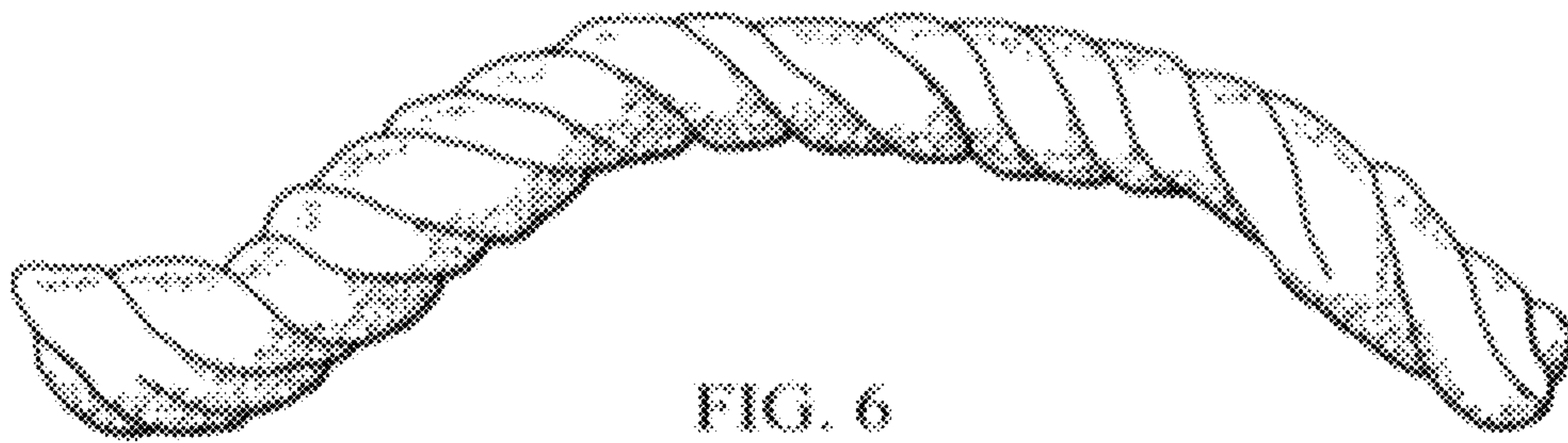


FIG. 6

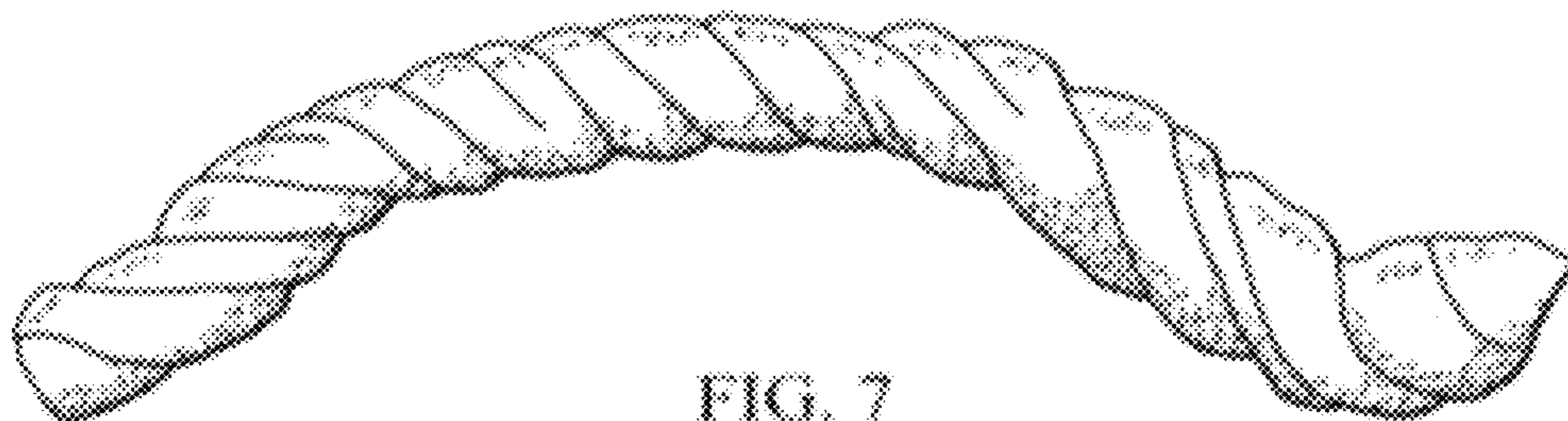


FIG. 7