



US00D858023S

(12) **United States Design Patent** (10) **Patent No.:** **US D858,023 S**  
**Beumer et al.** (45) **Date of Patent:** **\*\* Aug. 27, 2019**

- (54) **TRASH BIN**
- (71) Applicant: **Brabantia Nederland B.V.**,  
Valkenswaard (NL)
- (72) Inventors: **Richard Beumer**, Eindhoven (NL);  
**Joris Kristof Smeets**, Overpelt (BE)
- (73) Assignee: **BRABANTIA NEDERLAND B.V.**,  
Valkenswaard (NL)
- (\*\*) Term: **15 Years**
- (21) Appl. No.: **29/637,278**
- (22) Filed: **Feb. 15, 2018**

**Related U.S. Application Data**

- (62) Division of application No. 29/580,348, filed on Oct. 7, 2016, now abandoned.

**Foreign Application Priority Data**

- Apr. 8, 2016 (EM) ..... 003061134-0001
- Apr. 8, 2016 (EM) ..... 003061134-0002
- Apr. 8, 2016 (EM) ..... 003061134-0003

- (51) **LOC (12) Cl.** ..... **09-09**
- (52) **U.S. Cl.**  
USPC ..... **D34/7**
- (58) **Field of Classification Search**  
USPC ..... D34/1, 7, 9  
CPC ..... B65F 1/163; B65F 1/08; B65F 1/1632;  
B65F 1/1607; B65F 1/1615; B65F 1/062;  
B65F 1/16; Y10S 220/908  
See application file for complete search history.

**References Cited**

**U.S. PATENT DOCUMENTS**

- D518,266 S \* 3/2006 Yang ..... D34/9
- D525,756 S \* 7/2006 Yang ..... D34/9

- D528,726 S \* 9/2006 Lin ..... D34/9
- D611,216 S \* 3/2010 Yang ..... D34/7
- D615,270 S \* 5/2010 Yang ..... D34/9
- D644,806 S \* 9/2011 Yang ..... D34/1
- D672,520 S \* 12/2012 Yang ..... D34/7
- D716,015 S \* 10/2014 van de Leest ..... D34/9
- 8,872,459 B2 \* 10/2014 Yang ..... B65F 1/02  
318/436
- D725,861 S \* 3/2015 Yang ..... D34/7
- D758,686 S \* 6/2016 Beumer ..... D34/8
- 9,586,755 B1 \* 3/2017 Yang ..... E05F 15/73
- D798,016 S \* 9/2017 Yang ..... D34/9
- D825,876 S \* 8/2018 Chen ..... D34/1
- D830,029 S \* 10/2018 Greenspon ..... D34/9
- 2006/0186121 A1 \* 8/2006 Yang ..... B65F 1/163  
220/263
- 2010/0193518 A1 \* 8/2010 Tontarelli ..... B65F 1/08  
220/263
- 2011/0220655 A1 \* 9/2011 Yang ..... B65F 1/004  
220/495.09
- 2013/0048641 A1 \* 2/2013 Romano ..... B65F 1/06  
220/495.08

(Continued)

*Primary Examiner* — Cynthia Ramirez

(74) *Attorney, Agent, or Firm* — Abelman, Frayne & Schwab


(57) **CLAIM**

The ornamental design for a trash bin, as shown and described.

**DESCRIPTION**

FIG. 1 is a front perspective view of a trash bin showing our new design;  
FIG. 2 is a front plan view of our trash bin of FIG. 1;  
FIG. 3 is a right side plan view of our trash bin of FIG. 1;  
FIG. 4 is a left side plan view of our trash bin of FIG. 1;  
FIG. 5 is a rear plan view of our trash bin of FIG. 1; and,  
FIG. 6 is a top view of our trash bin of FIG. 1.

**1 Claim, 6 Drawing Sheets**



(56)

**References Cited**

U.S. PATENT DOCUMENTS

2013/0233857 A1\* 9/2013 Yang ..... B65F 1/04  
220/495.08  
2017/0050404 A1\* 2/2017 Henken ..... B65F 1/068  
2017/0096299 A1\* 4/2017 Yang ..... B65F 1/1638  
2019/0077595 A1\* 3/2019 Wang ..... B65F 1/1638

\* cited by examiner

FIG. 1




FIG. 2




FIG. 3




FIG. 4






FIG. 5




FIG. 6

