



US00D858016S

(12) **United States Design Patent** (10) **Patent No.:** **US D858,016 S**
Casini (45) **Date of Patent:** **** Aug. 27, 2019**

(54) **FLOOR CLEANING DEVICE**

(71) Applicant: **Carl Freudenberg KG**, Weinheim (DE)

(72) Inventor: **Luca Casini**, Milan (IT)

(**) Term: **15 Years**

(21) Appl. No.: **29/595,182**

(22) Filed: **Feb. 27, 2017**

(30) **Foreign Application Priority Data**

Aug. 30, 2016 (EM) 003357292

(51) **LOC (12) Cl.** **15-05**

(52) **U.S. Cl.**
USPC **D32/15; D32/51**

(58) **Field of Classification Search**
USPC D32/15, 20, 22, 34, 31, 50, 25, 51, 38;
D4/137

CPC A47L 9/2857; A47L 9/02; A47L 13/146;
A47L 13/12; A47L 13/20

See application file for complete search history.

(56) **References Cited**

U.S. PATENT DOCUMENTS

D412,401 S * 8/1999 Stutzer D32/51
D482,829 S * 11/2003 Vosbikian D32/45
D487,174 S * 2/2004 Colman D32/45
D490,952 S * 6/2004 Ajluni D32/50
D549,415 S * 8/2007 Trotter D32/50
D583,118 S * 12/2008 Snyder D32/51
7,540,056 B2 * 6/2009 Dotterman A47L 13/24
15/147.2
D613,013 S * 3/2010 Renner D32/44
D647,677 S * 10/2011 Dammkoehler D32/51
D653,826 S * 2/2012 Lee D32/50
D685,969 S * 7/2013 Smith D32/50

D688,431 S * 8/2013 Luedke D32/32
D691,342 S * 10/2013 Schuller D32/50
D697,682 S * 1/2014 Schuller D32/50
D716,010 S * 10/2014 Howard D32/51
D761,505 S * 7/2016 Tyler D32/15
D779,144 S * 2/2017 Layevsky D32/50
D817,573 S * 5/2018 Crawley D32/50
D818,233 S * 5/2018 Palladino D32/50
D829,398 S * 9/2018 Niedzwecki D32/50
D831,908 S * 10/2018 Tyler D32/15
D833,097 S * 11/2018 Niedzwecki D32/50
D833,098 S * 11/2018 Niedzwecki D32/50
D836,872 S * 12/2018 Niedzwecki D32/50
D840,623 S * 2/2019 Wang D32/50

* cited by examiner

Primary Examiner — Michelle E. Wilson

(74) *Attorney, Agent, or Firm* — Leydig, Voit & Mayer, Ltd.

(57) **CLAIM**

The ornamental design for a floor cleaning device, as shown and described.

DESCRIPTION

The file of this patent contains at least one drawing/photograph executed in color. Copies of this patent with color drawing(s)/photograph(s) will be provided by the Office upon request and payment of the necessary fee.

FIG. 1 is a top right front perspective view of the floor cleaning device showing my new design;

FIG. 2 is a bottom plan view thereof;

FIG. 3 is a rear elevational view thereof;

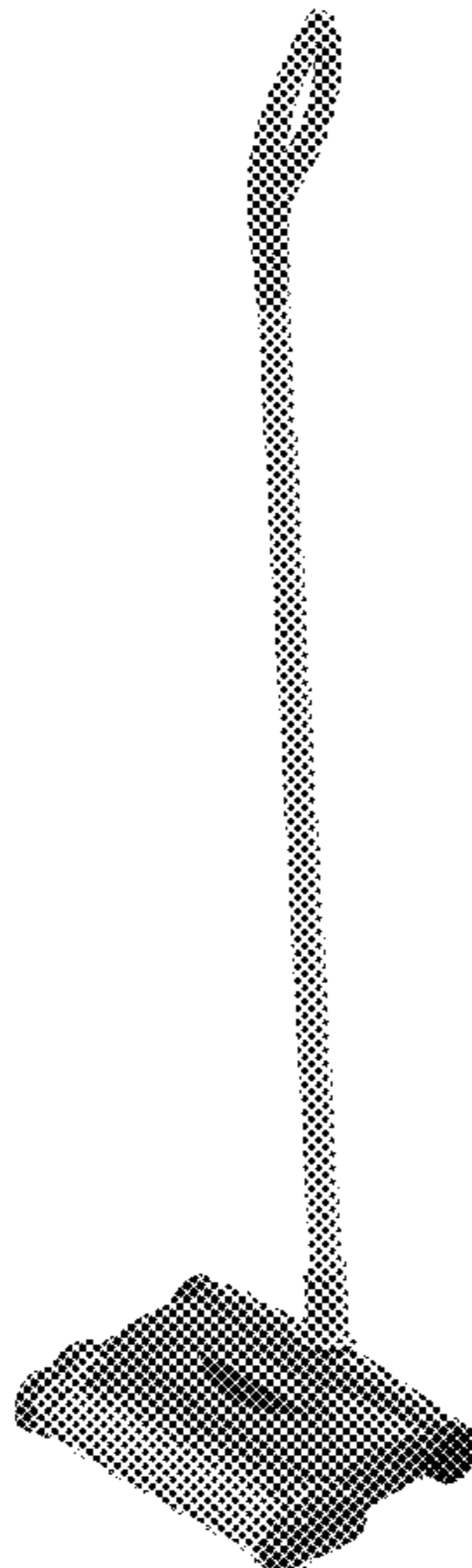
FIG. 4 is a front elevational view thereof;

FIG. 5 is a left side elevational view thereof;

FIG. 6 is a right side elevational view thereof; and,

FIG. 7 is a top plan view thereof.

1 Claim, 7 Drawing Sheets
(6 of 7 Drawing Sheet(s) Filed in Color)






Fig. 1




Fig. 2




Fig. 3




Fig. 4




Fig. 5

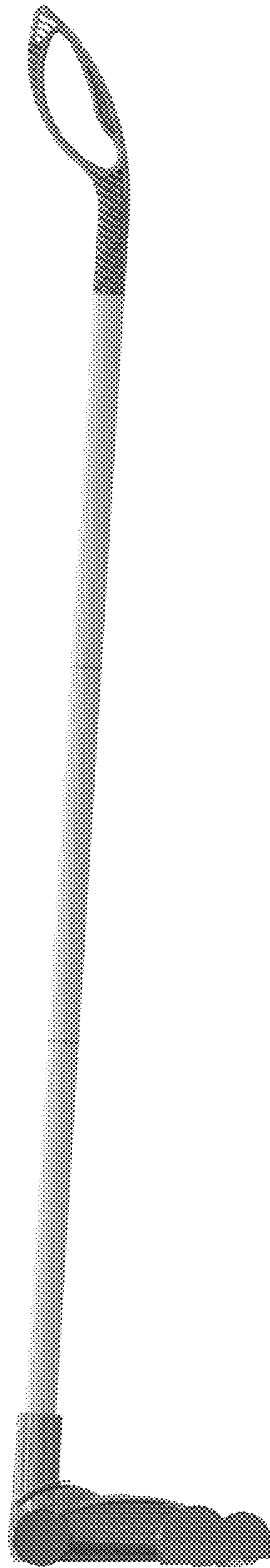


Fig. 6




Fig. 7