



US00D858007S

(12) **United States Design Patent** (10) **Patent No.:** **US D858,007 S**  
**Chavez et al.** (45) **Date of Patent:** **\*\* Aug. 27, 2019**

(54) **WIRE FRAME RACK FOR DISHWASHER**  
(71) Applicants: **BSH Home Appliances Corporation**,  
Irvine, CA (US); **BSH Hausgeräte GmbH**, Munich (DE)

(72) Inventors: **David Chavez**, San Francisco, CA (US); **Casey Carr**, New Bern, NC (US); **Michael Justis**, New Bern, NC (US); **Matthew Richards**, New Bern, NC (US)

(73) Assignees: **BSH Home Appliances Corporation**, Irvine, CA (US); **BSH Hausgeräte GmbH**, Munich (DE)

(\*\*) Term: **15 Years**

(21) Appl. No.: **29/665,399**

(22) Filed: **Oct. 3, 2018**

**Related U.S. Application Data**

(62) Division of application No. 29/548,834, filed on Dec. 17, 2015, now Pat. No. Des. 833,691.

(51) **LOC (12) Cl.** ..... **15-05**

(52) **U.S. Cl.**  
USPC ..... **D32/3**

(58) **Field of Classification Search**  
USPC ..... D32/1, 2, 3, 25, 33  
CPC ..... A47L 15/50; A47L 15/504; A47L 15/505;  
A47L 15/501; A47L 15/0084; A47L 15/503; A47L 15/44  
See application file for complete search history.

(56) **References Cited**

**U.S. PATENT DOCUMENTS**

3,182,854 A \* 5/1965 Geller ..... A47L 15/502  
206/553  
D213,130 S \* 1/1969 Keen ..... D32/3

D232,972 S \* 9/1974 Vilen ..... D32/3  
4,830,200 A \* 5/1989 Zambano ..... A47L 15/505  
211/133.5  
D306,786 S \* 3/1990 Ling ..... D32/3  
D314,256 S \* 1/1991 Patera ..... D32/3  
D393,505 S \* 4/1998 Good ..... D32/3  
D398,092 S \* 9/1998 Good ..... D32/3  
D403,472 S \* 12/1998 Goodin ..... D32/3  
D404,176 S \* 1/1999 Goodin ..... D32/3  
D412,607 S \* 8/1999 Goodin ..... D32/3  
D481,179 S \* 10/2003 Wendt ..... D3/309  
D488,594 S \* 4/2004 Miilu ..... D32/3  
D506,855 S \* 6/2005 Compagnucci ..... D32/3  
D516,757 S \* 3/2006 Hedstrom ..... A47L 15/503  
D32/2

(Continued)

*Primary Examiner* — Michelle E. Wilson

(74) *Attorney, Agent, or Firm* — Michael E. Tschupp

(57) **CLAIM**

The ornamental design for a wire frame rack for dishwasher, as shown and described.

**DESCRIPTION**

FIG. 1 is a perspective view of a wire frame rack for dishwasher according to an embodiment of my new ornamental design;

FIG. 2 is a front view thereof;

FIG. 3 is a left side view thereof;

FIG. 4 is a right side view thereof;

FIG. 5 is a top view thereof; and,

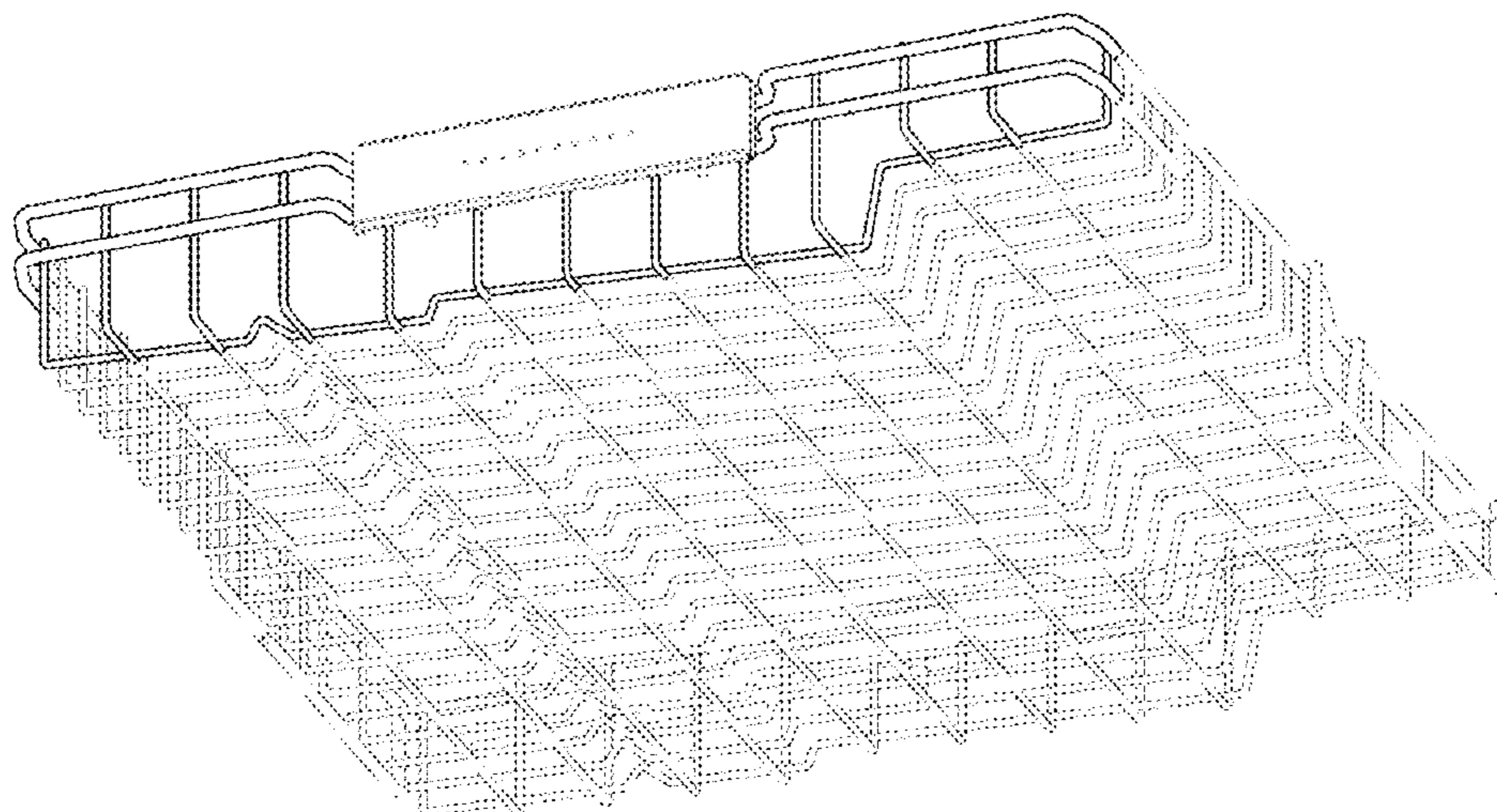
FIG. 6 is a bottom view thereof.

One or more views may not be shown as those views are unornamented or simply not claimed.

The broken lines represent environmental structure or unclaimed portions of the rack and do not form a portion of the claimed design.

The dotted lines represent the border between claimed and unclaimed subject matter and do not form a part of the claimed design.

**1 Claim, 4 Drawing Sheets**



(56)

**References Cited**

U.S. PATENT DOCUMENTS

D640,842 S *	6/2011	Eng .....	D32/3
D683,504 S *	5/2013	Clores .....	D32/3
D688,426 S *	8/2013	Clores .....	D32/3
D725,325 S *	3/2015	Lee .....	D32/3
D725,851 S *	3/2015	Lee .....	D32/3
D752,299 S *	3/2016	Clores .....	D32/3
D762,019 S *	7/2016	Ferencevich .....	D32/3
D762,020 S *	7/2016	Kahwaji .....	D32/3

\* cited by examiner

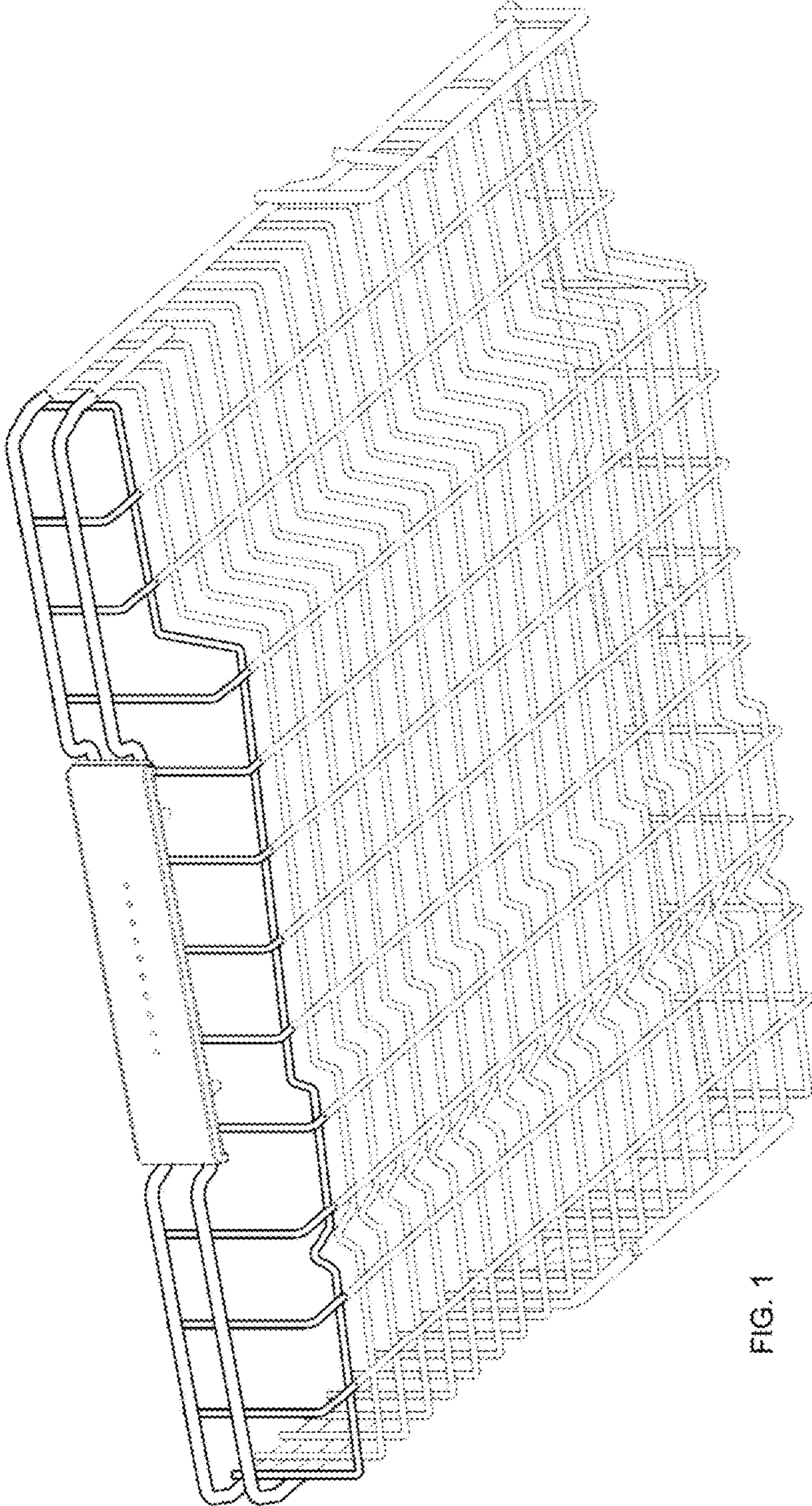


FIG. 1

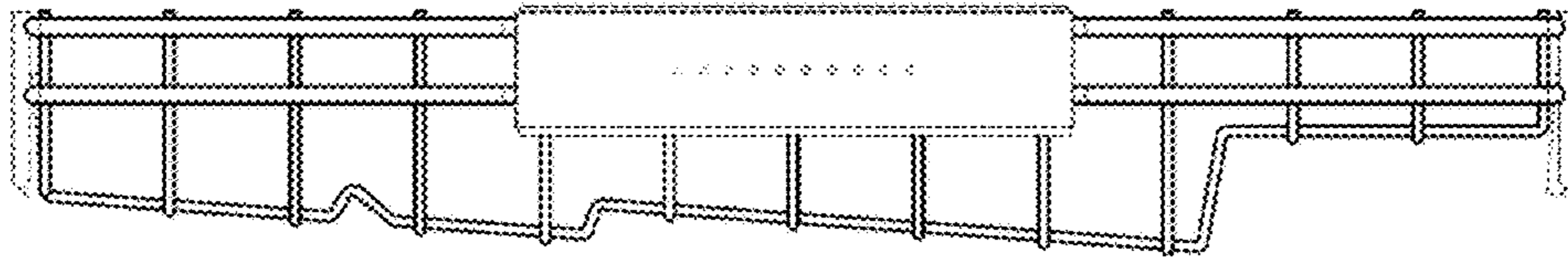


FIG. 2

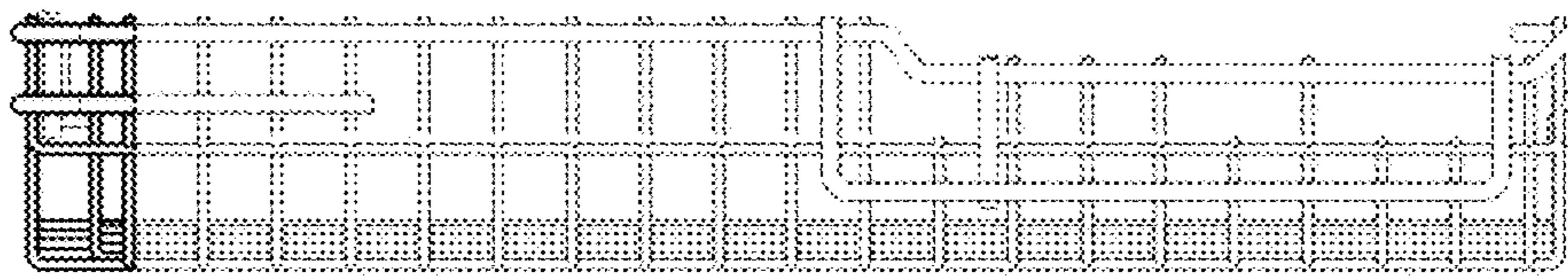


FIG. 3

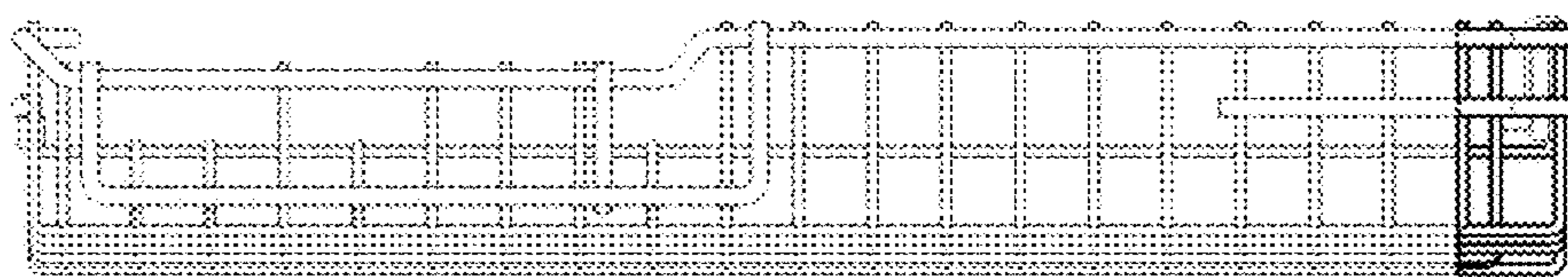


FIG. 4

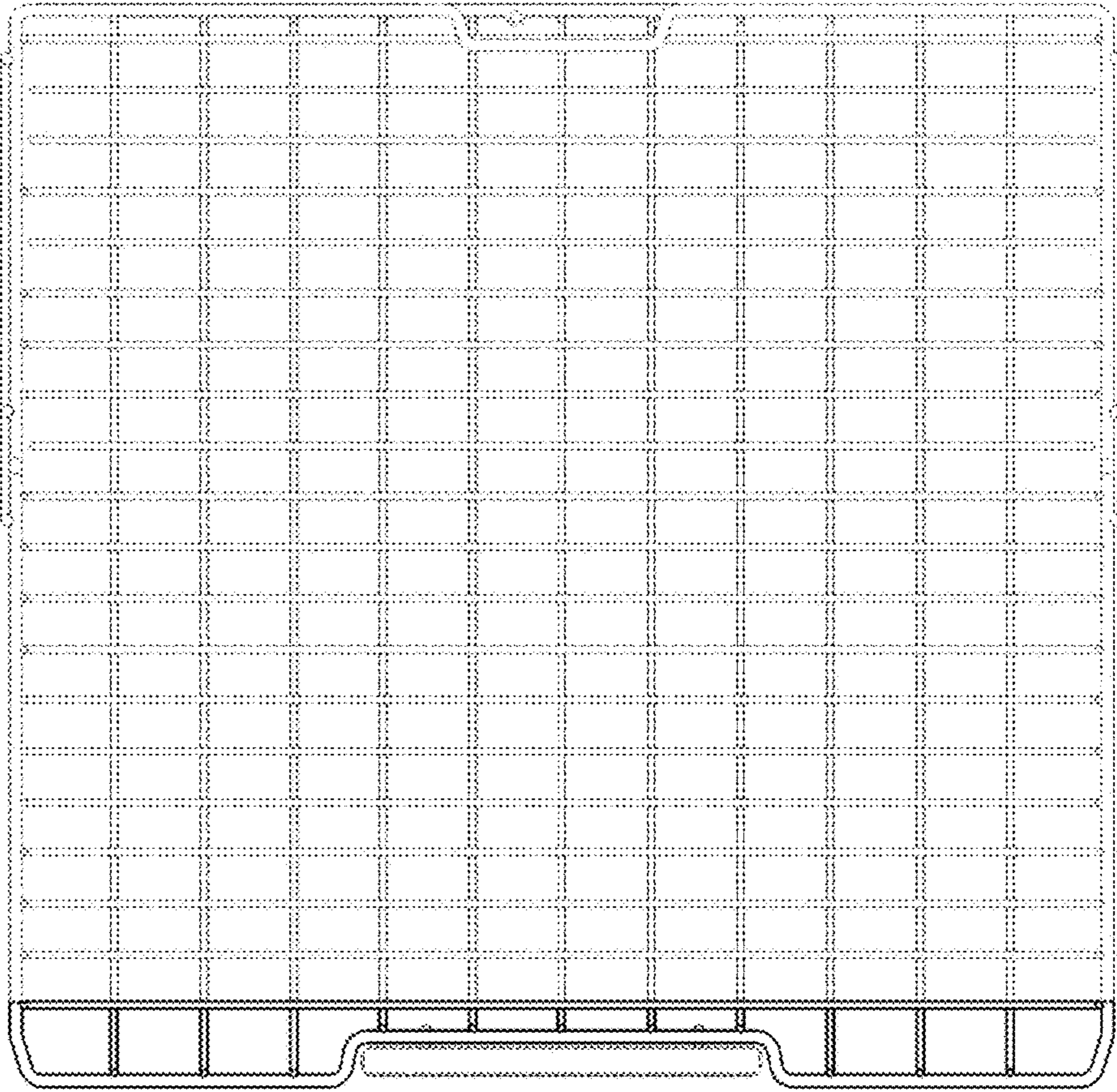


FIG. 5




FIG. 6