



US00D858001S

(12) **United States Design Patent** (10) **Patent No.:** **US D858,001 S**
Tsai (45) **Date of Patent:** **** Aug. 27, 2019**

(54) **SPORTING AND MEDICAL BRACE**

(74) *Attorney, Agent, or Firm* — Rosenberg, Klein & Lee

(71) Applicant: **Cheng-Ta Tsai**, Tainan (TW)

(72) Inventor: **Cheng-Ta Tsai**, Tainan (TW)

(57) **CLAIM**

(**) Term: **15 Years**

The ornamental design for a sporting and medical brace, as shown and described.

(21) Appl. No.: **29/657,902**

(22) Filed: **Jul. 26, 2018**

(51) **LOC (12) Cl.** **29-02**

(52) **U.S. Cl.**
USPC **D29/120.1**

(58) **Field of Classification Search**

USPC D29/101.1, 102.1, 101.3, 101.4, 101.5,
D29/120.1, 120.2, 121.1, 121.2, 122;
D2/901; D24/190; 2/16, 20–24, 62, 267,
2/455, 461, 463, 910, 911; 602/3, 5, 6,
602/16, 23, 26, 64; 128/878, 879

CPC A41D 20/00
See application file for complete search history.

DESCRIPTION

FIG. 1 is a perspective view of my new design for a sporting and medical brace;

FIG. 2 is a front view thereof;

FIG. 3 is a rear view thereof;

FIG. 4 is a left view thereof;

FIG. 5 is a right view thereof;

FIG. 6 is a top plan view thereof;

FIG. 7 is a bottom plan view thereof;

FIG. 8 is a perspective view showing my new design in an environment in which it may be used; and,

FIG. 9 is a perspective view showing my new design in an environment in which it may be used on a wrist.

The broken lines in the drawings illustrate portions of the sporting and medical brace that form no part of the claimed design.

The line shading being indicative of the material of elastic cloths.

(56) **References Cited**

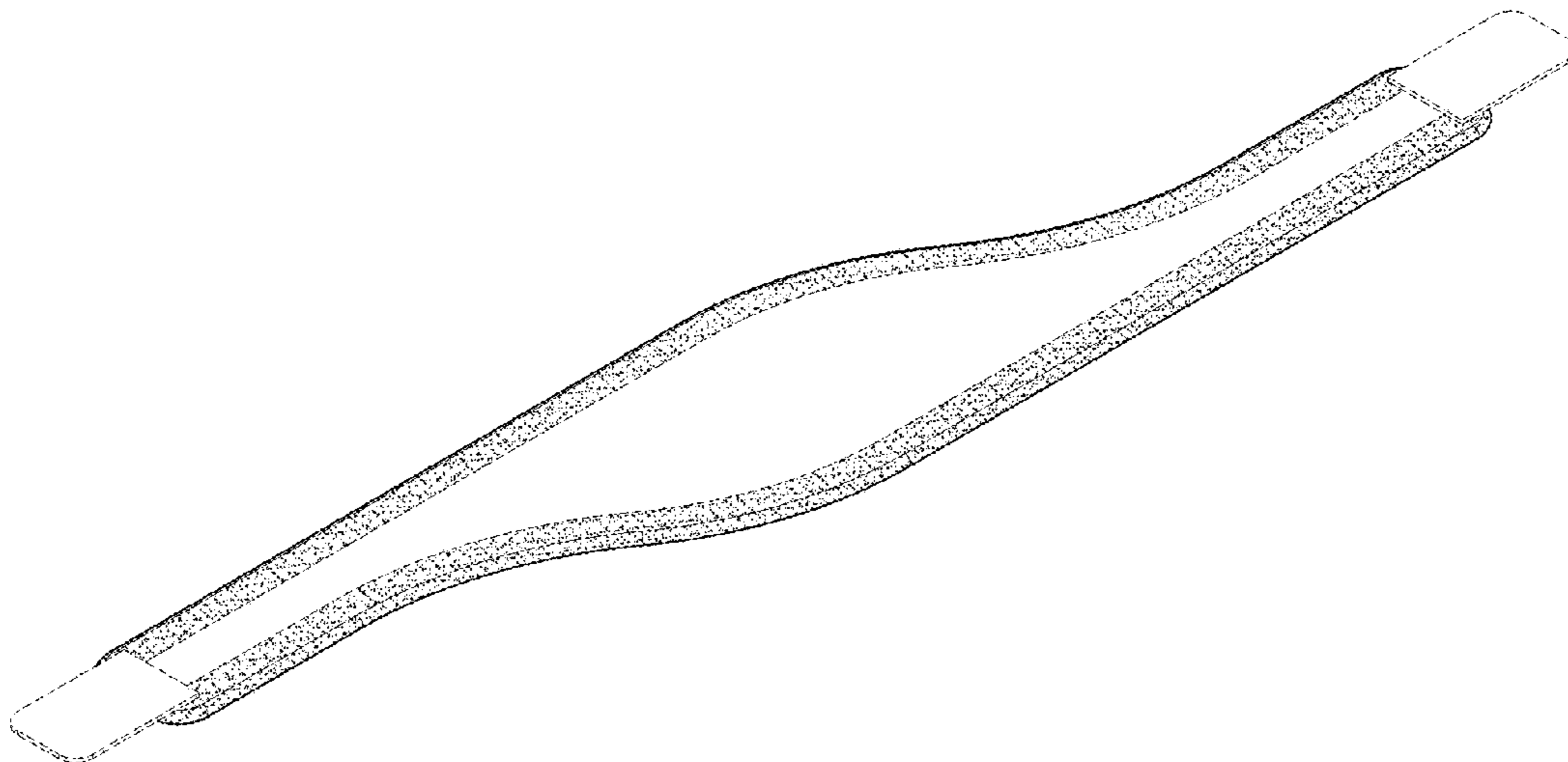
U.S. PATENT DOCUMENTS

D671,690 S * 11/2012 Brady D29/120.1
D762,331 S * 7/2016 Dixon D29/120.1
D769,538 S * 10/2016 Gutman D29/113

* cited by examiner

Primary Examiner — Randall H Gholson

1 Claim, 6 Drawing Sheets



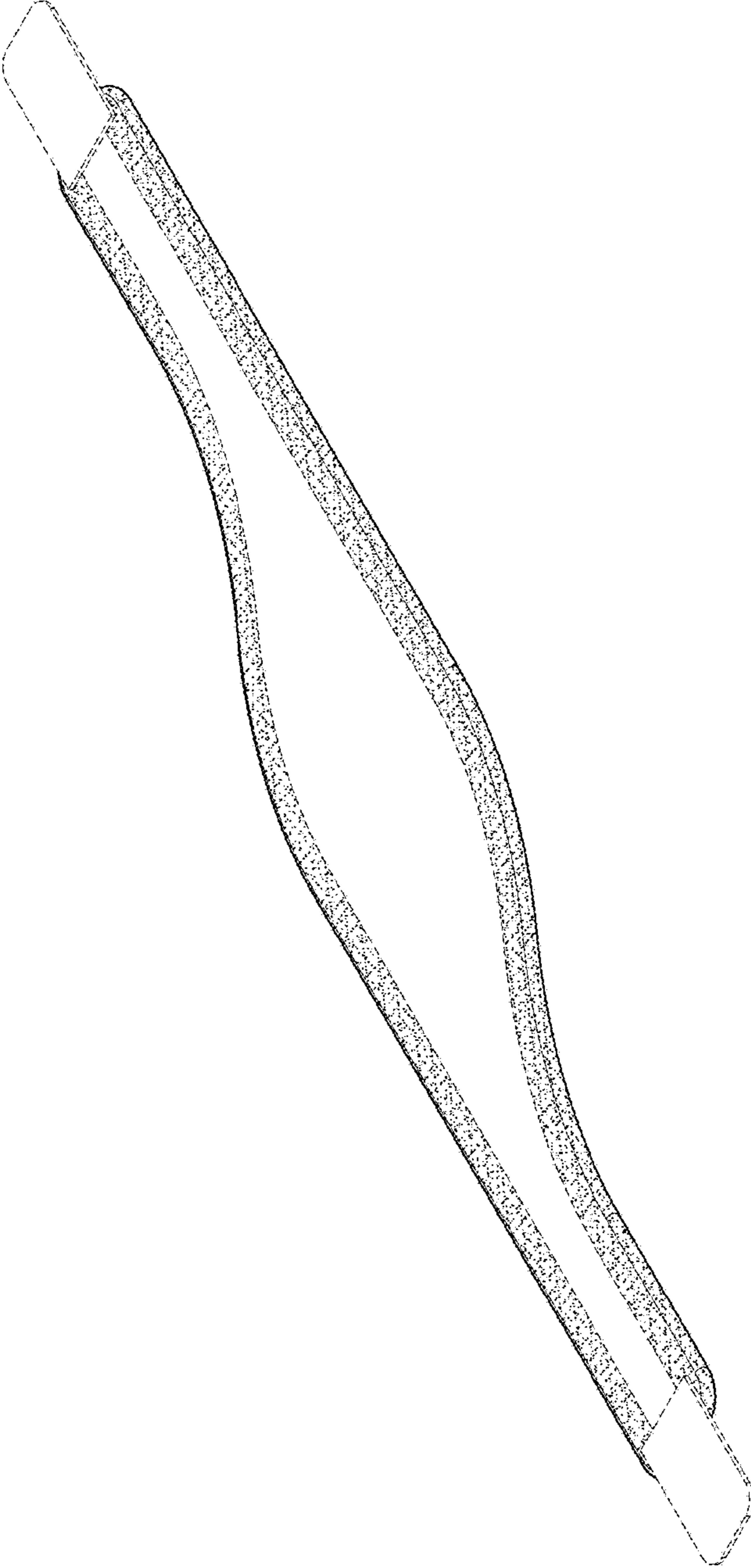


FIG. 1



FIG . 2




FIG . 3



FIG. 4



FIG. 5

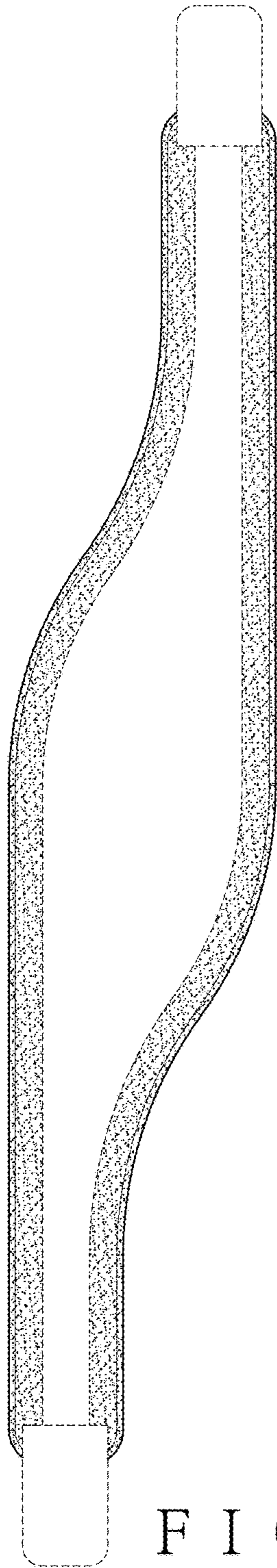


FIG. 6

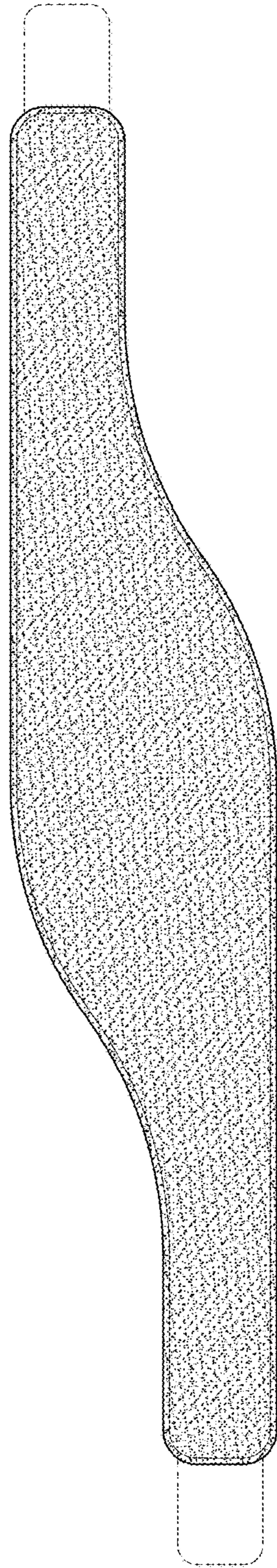


FIG. 7

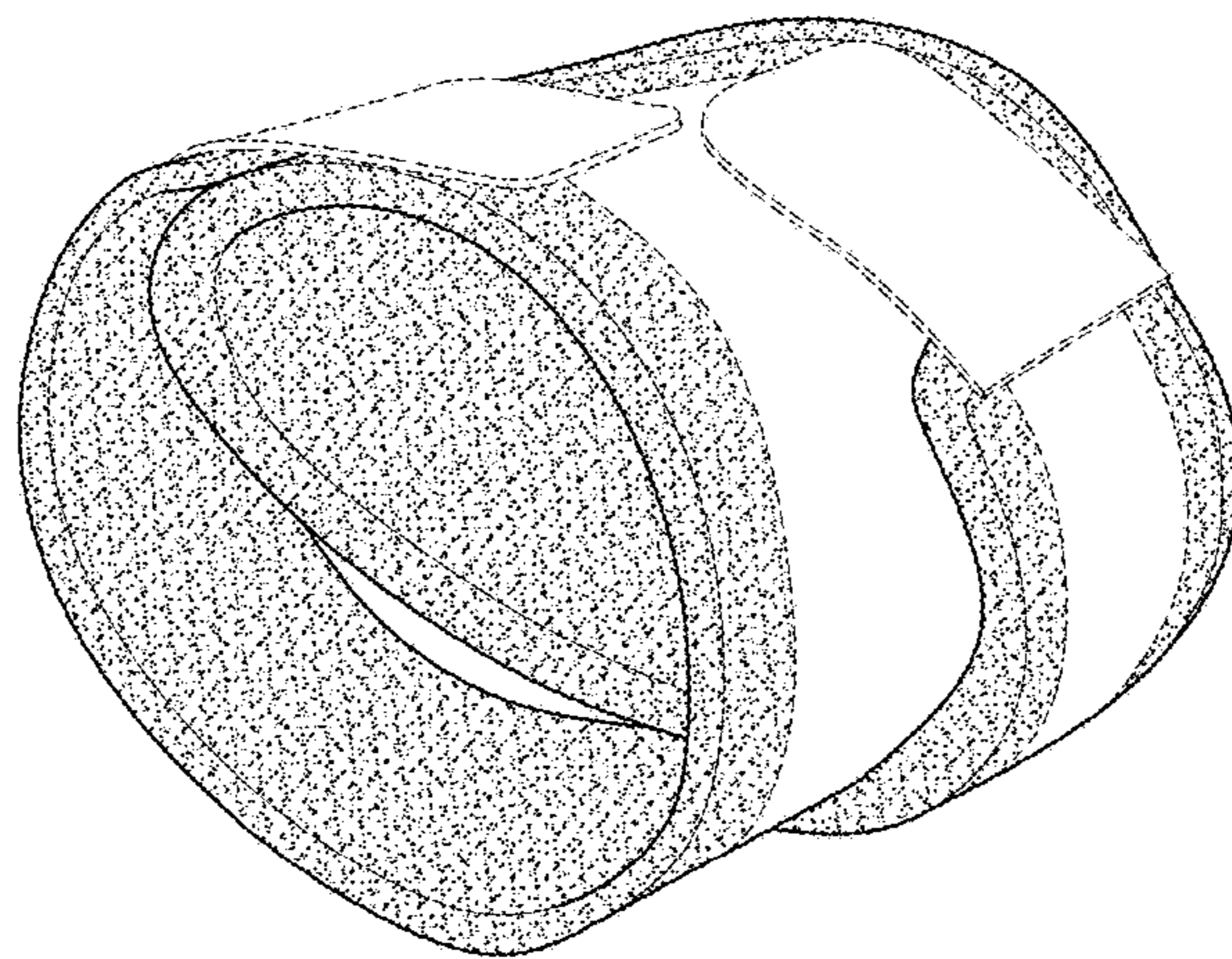


FIG . 8

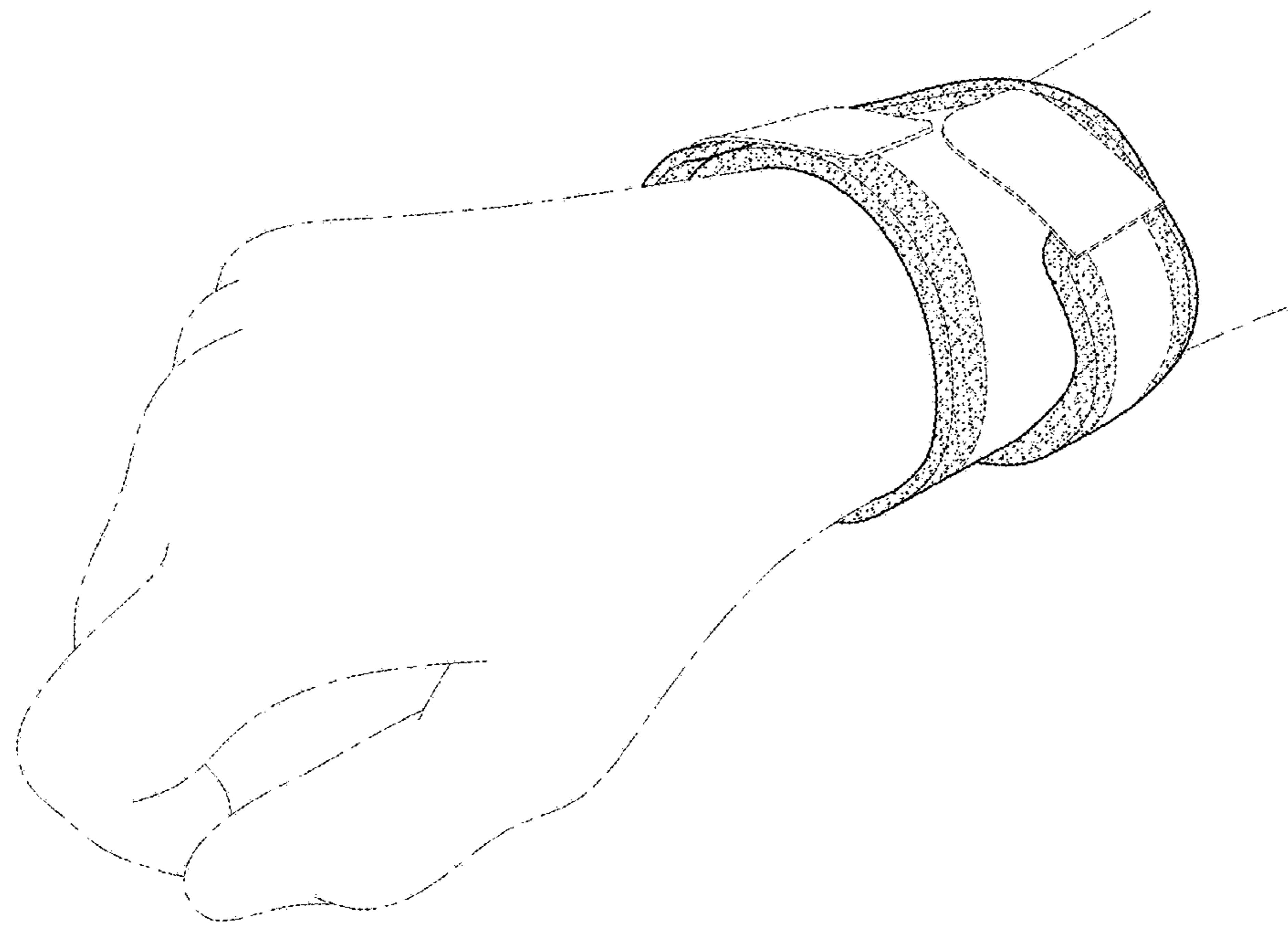


FIG. 9