



US00D857991S

(12) **United States Design Patent** (10) **Patent No.:** **US D857,991 S**  
**Atlason et al.** (45) **Date of Patent:** **\*\* Aug. 27, 2019**

- (54) **SAFETY RAZOR HANDLE**
- (71) Applicant: **Billie, Inc.**, New York City, NY (US)
- (72) Inventors: **Hlynur Vagn Atlason**, New York City, NY (US); **Christian Poulsen**, Brooklyn, NY (US); **Jason Bravman**, New York City, NY (US); **Georgina Gooley**, Brooklyn, NY (US)
- (73) Assignee: **Billie, Inc.**, New York City, NY (US)
- (\*\*) Term: **15 Years**
- (21) Appl. No.: **29/622,599**
- (22) Filed: **Oct. 18, 2017**
- (51) **LOC (12) Cl.** ..... **28-03**
- (52) **U.S. Cl.**  
USPC ..... **D28/48**
- (58) **Field of Classification Search**  
USPC ..... D28/46-48  
CPC ..... B26B 21/08-32; B26B 21/4018; B26B 21/565; B26B 21/06; B26B 21/443; B26B 21/22; B26B 21/54-56; B26B 21/52-528; B26B 21/4068-4075; B26B 21/4043; B26B 21/40; B26B 21/4012-4031; B26B 21/446; B26B 21/14-227  
See application file for complete search history.

- D541,477 S 4/2007 Rhoad et al.
- D560,033 S 1/2008 Rhoad et al.
- D560,851 S 1/2008 Rhoad et al.
- D588,308 S 3/2009 Wonderley
- D603,556 S 11/2009 Rhoad
- D603,557 S 11/2009 Rhoad
- D614,810 S 4/2010 Rhoad
- D614,811 S 4/2010 Rhoad
- D615,245 S 5/2010 Lukan
- D615,246 S 5/2010 Rhoad
- D615,247 S 5/2010 Lukan
- D615,248 S 5/2010 Rhoad
- D615,706 S 5/2010 Lukan
- D615,707 S 5/2010 Lukan
- D615,708 S \* 5/2010 Lukan ..... D28/48
- D617,950 S 6/2010 Christie et al.
- D618,851 S 6/2010 Christie et al.
- D618,852 S 6/2010 Christie et al.
- D618,853 S 6/2010 Christie et al.
- D624,700 S 9/2010 Jung

(Continued)

*Primary Examiner* — Jennifer Rivard  
 (74) *Attorney, Agent, or Firm* — Lowenstein Sandler LLP

(57) **CLAIM**

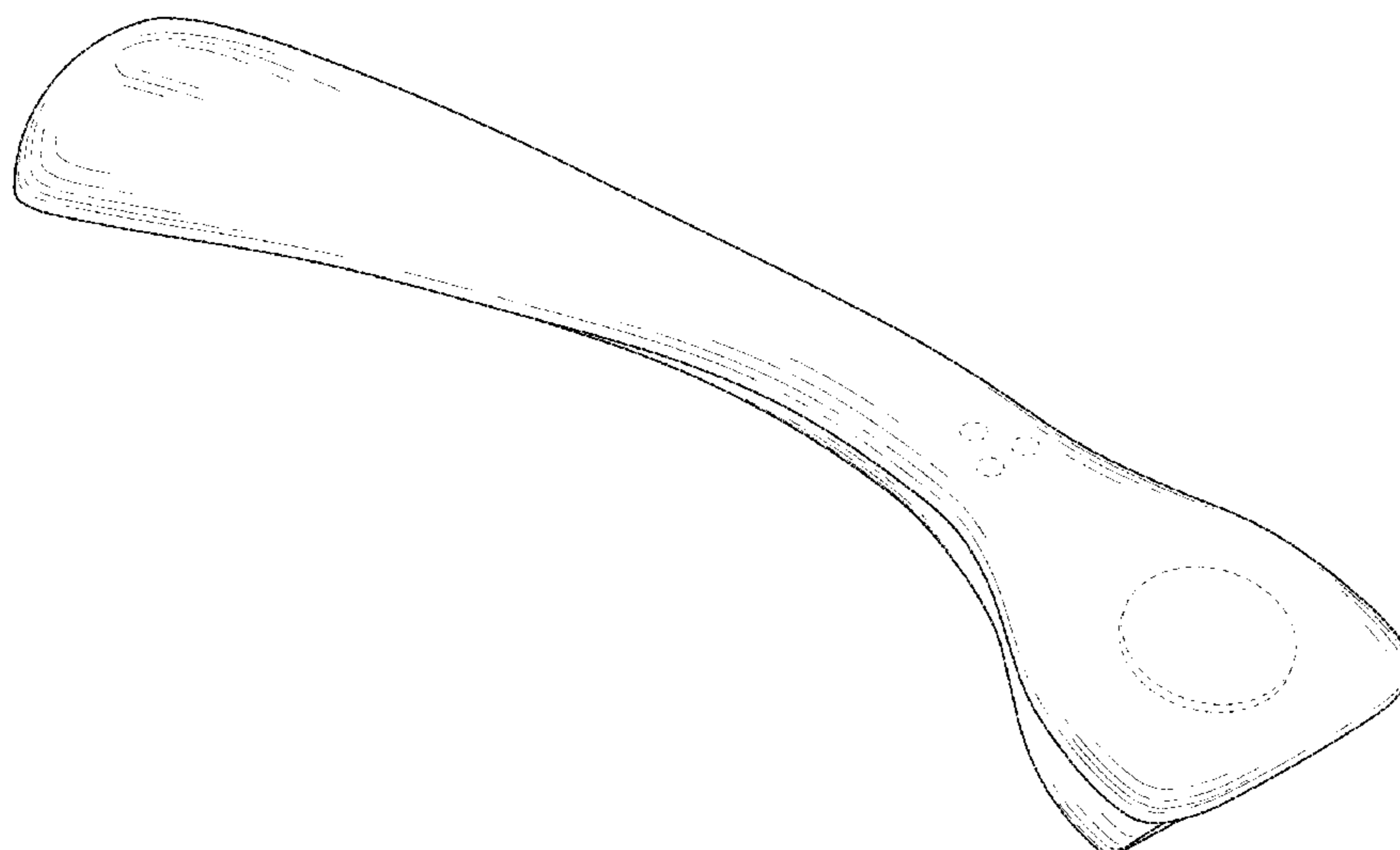
The ornamental design for a safety razor handle, as shown and described.

**DESCRIPTION**

FIG. 1 shows an upper perspective view of the safety razor handle.  
 FIG. 2 shows a lower perspective view thereof.  
 FIG. 3 shows a front view thereof.  
 FIG. 4 shows a rear view thereof.  
 FIG. 5 shows a right side view thereof.  
 FIG. 6 shows a left side view thereof.  
 FIG. 7 shows a top view thereof; and,  
 FIG. 8 shows a bottom view thereof.  
 The broken lines illustrate portions of the safety razor handle and form no part of the claimed design.

**1 Claim, 5 Drawing Sheets**

- (56) **References Cited**  
U.S. PATENT DOCUMENTS
- D402,403 S 12/1998 Motta et al.
- D458,410 S 6/2002 Shepperson
- D464,172 S 10/2002 Shepperson
- D499,210 S 11/2004 Shepperson et al.
- D516,244 S 2/2006 Efthimiadis et al.
- D536,133 S 1/2007 Bozikis et al.
- D540,985 S 4/2007 Rhoad et al.
- D541,476 S 4/2007 Rhoad et al.



(56)

**References Cited**

U.S. PATENT DOCUMENTS

D624,701 S	9/2010	Jung	D674,553 S	1/2013	Barrow et al.	
D625,882 S	10/2010	Wonderley et al.	D679,054 S	3/2013	Christie et al.	
D636,937 S	4/2011	Furuta	D686,368 S	7/2013	Christie et al.	
D636,938 S	4/2011	White, Jr. et al.	D704,887 S	5/2014	Wilby et al.	
D646,436 S	10/2011	Furuta	D708,786 S	7/2014	Micinilio	
D650,943 S	12/2011	Micinilio	D710,056 S *	7/2014	Martin .....	D28/48
D651,345 S	12/2011	Micinilio	D714,492 S	9/2014	Cataudella et al.	
D659,287 S	5/2012	Psimadas et al.	D730,577 S	5/2015	Mahony et al.	
D662,665 S	6/2012	Christie	D730,579 S	5/2015	Han	
D662,666 S	6/2012	Christie et al.	D731,120 S	6/2015	Otsuka	
D665,129 S	8/2012	Wilby	D736,466 S	8/2015	Cataudella et al.	
D668,816 S	10/2012	Psimadas et al.	D739,605 S *	9/2015	Christie .....	D28/48
D668,817 S	10/2012	Psimadas et al.	D739,980 S	9/2015	Psimadas et al.	
D671,684 S	11/2012	Wilby et al.	D745,215 S	12/2015	Go	
D674,137 S	1/2013	Wilby et al.	D749,266 S *	2/2016	Go .....	D28/48
D674,545 S	1/2013	Barrow et al.	D749,784 S	2/2016	Go	
D674,547 S	1/2013	Barrow et al.	D750,324 S	2/2016	Bae	
D674,548 S	1/2013	Barrow et al.	D768,929 S *	10/2016	Go .....	D28/48
D674,549 S	1/2013	Barrow et al.	D773,734 S	12/2016	Li et al.	
D674,551 S	1/2013	Barrow et al.	D775,422 S	12/2016	Faktorovich et al.	
D674,552 S	1/2013	Barrow et al.	D789,609 S *	6/2017	Kong .....	D28/48
			D792,025 S	7/2017	Faktorovich et al.	
			D802,212 S *	11/2017	Bae .....	D28/48
			D824,102 S *	7/2018	Go .....	D28/48

\* cited by examiner

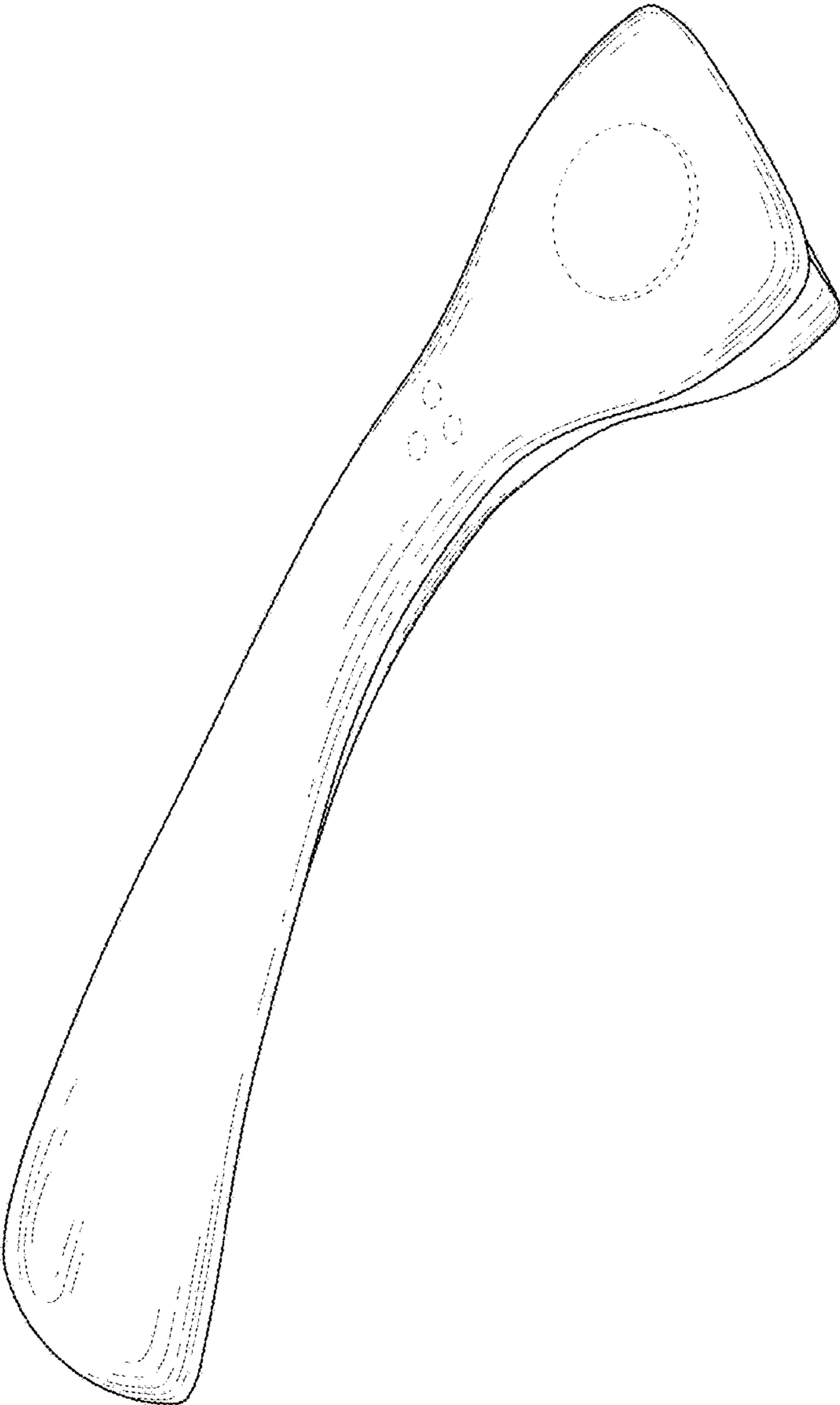


FIG. 1

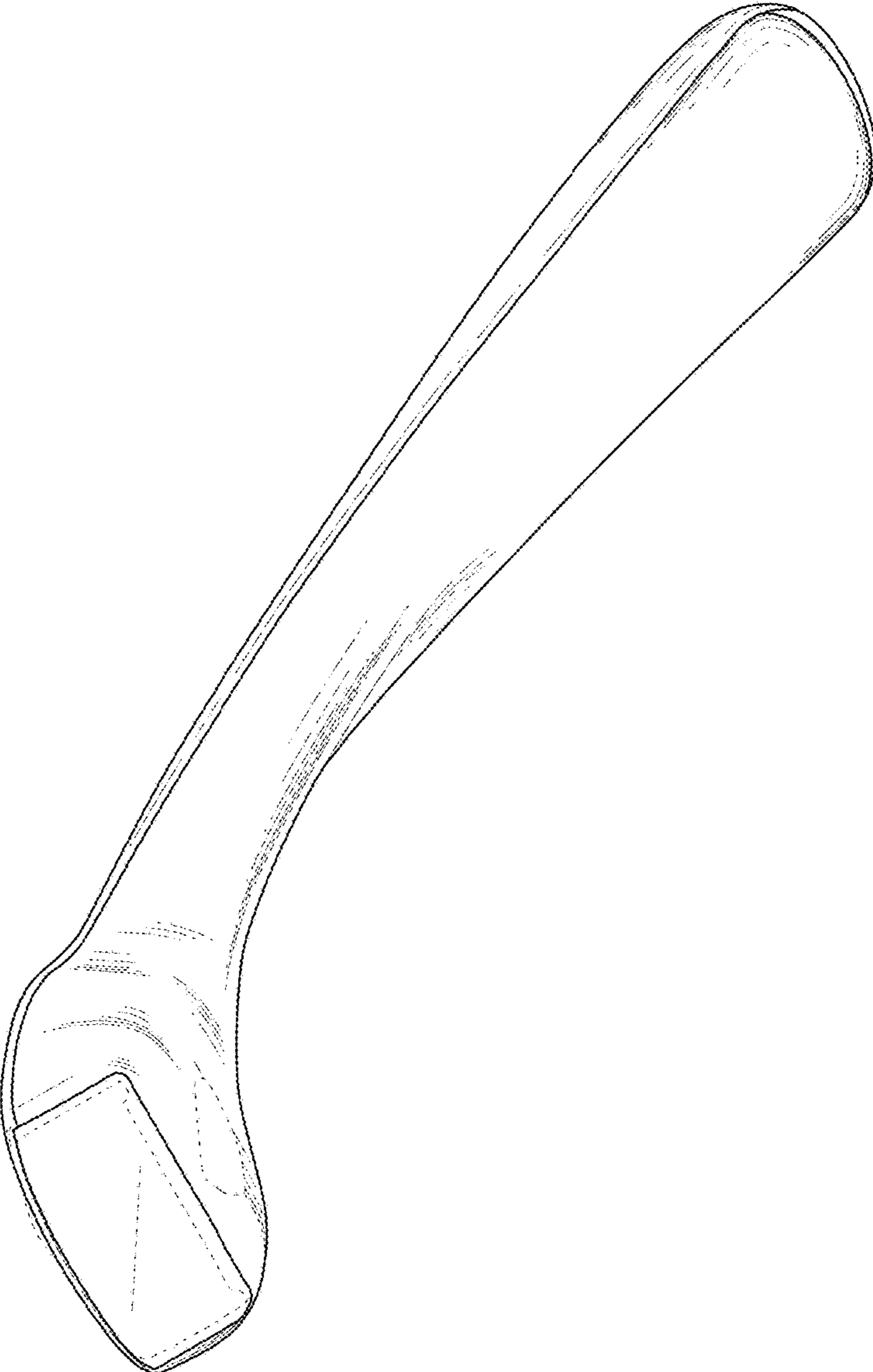


FIG. 2

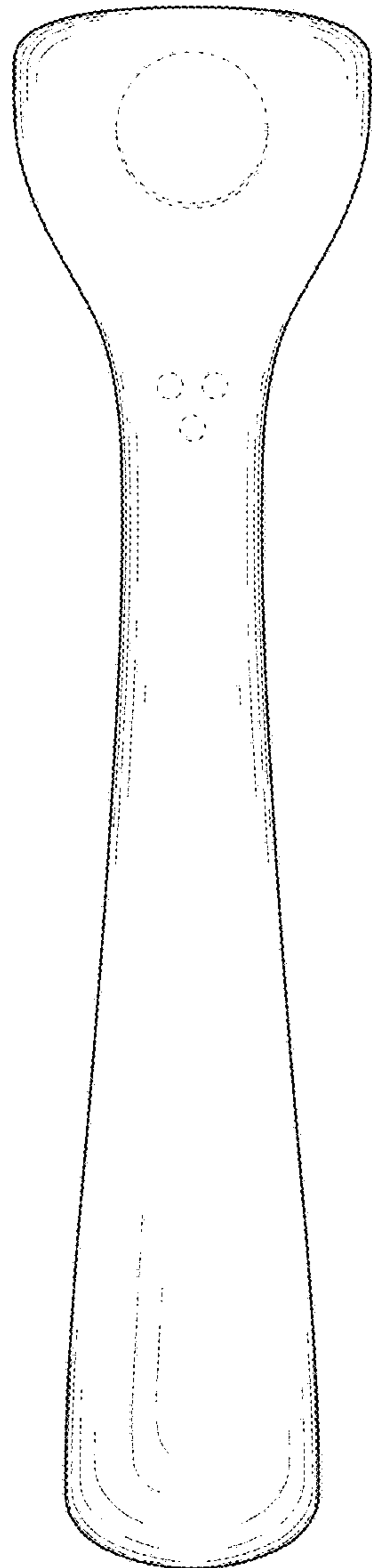


FIG. 3

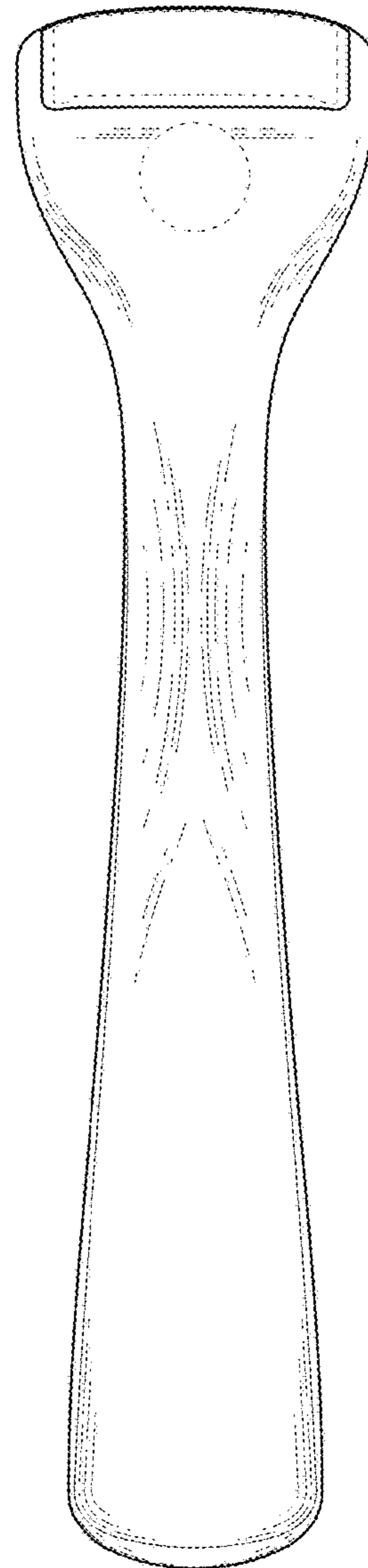


FIG. 4

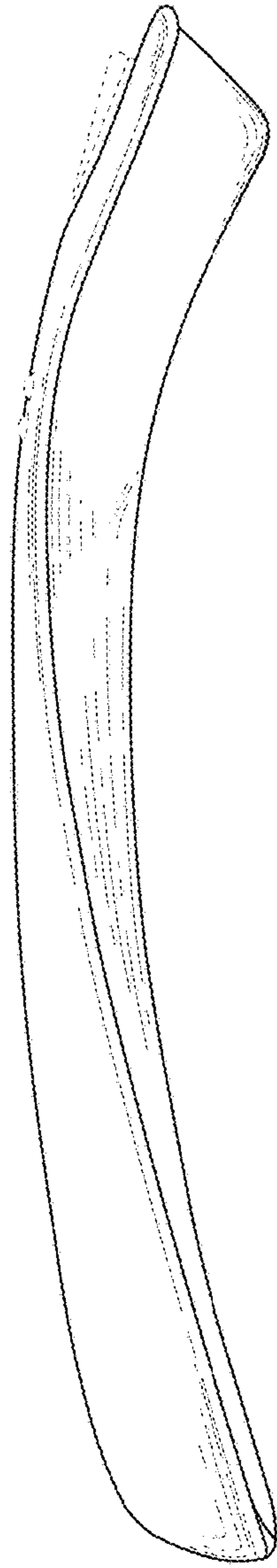


FIG. 5

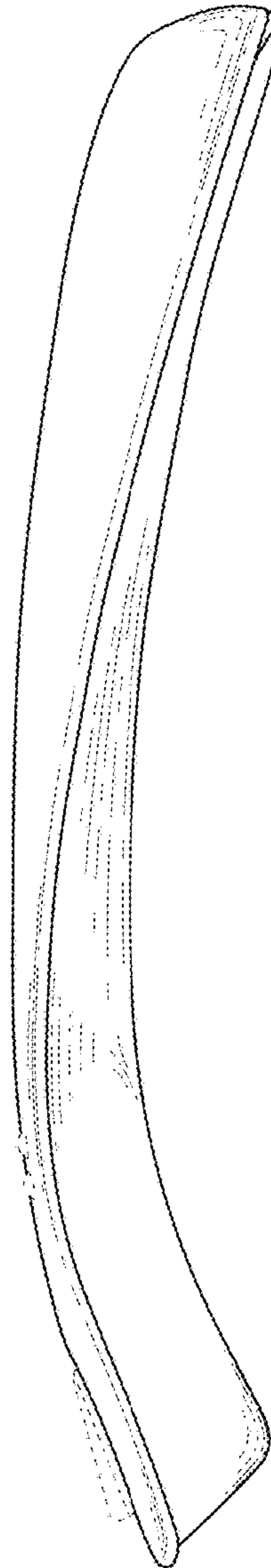


FIG. 6



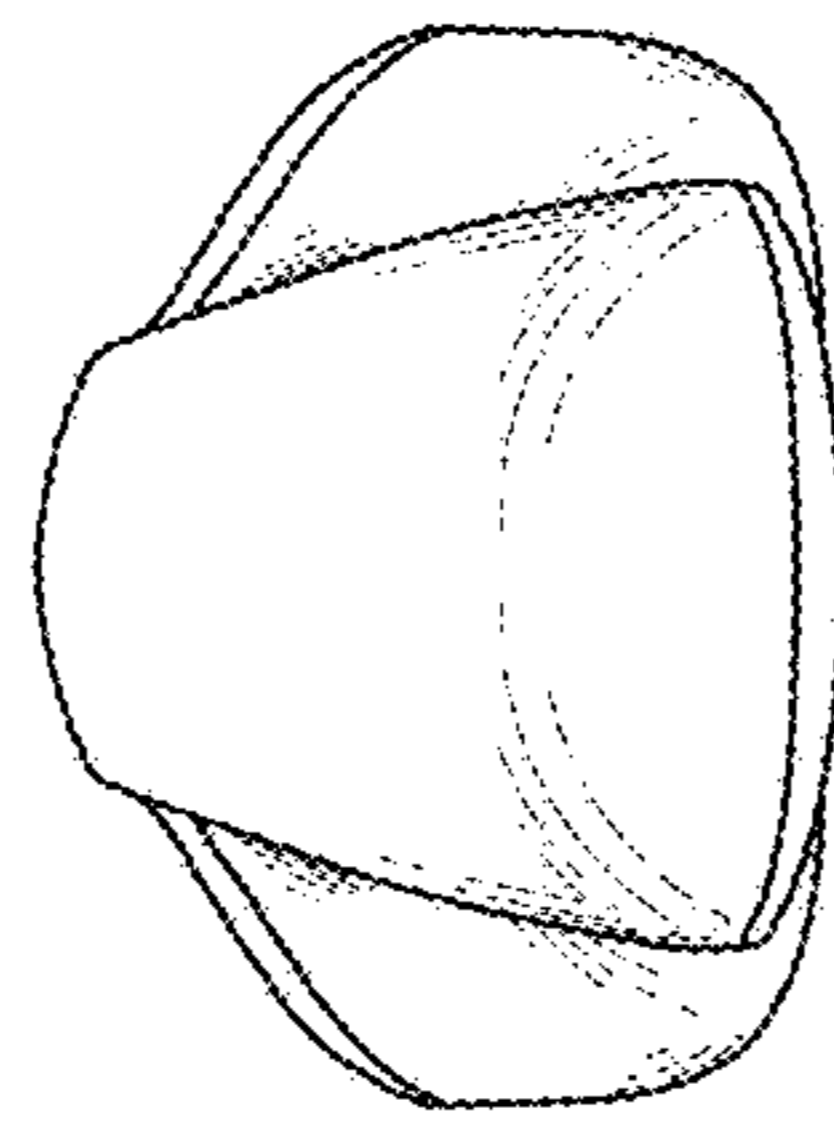


FIG. 8

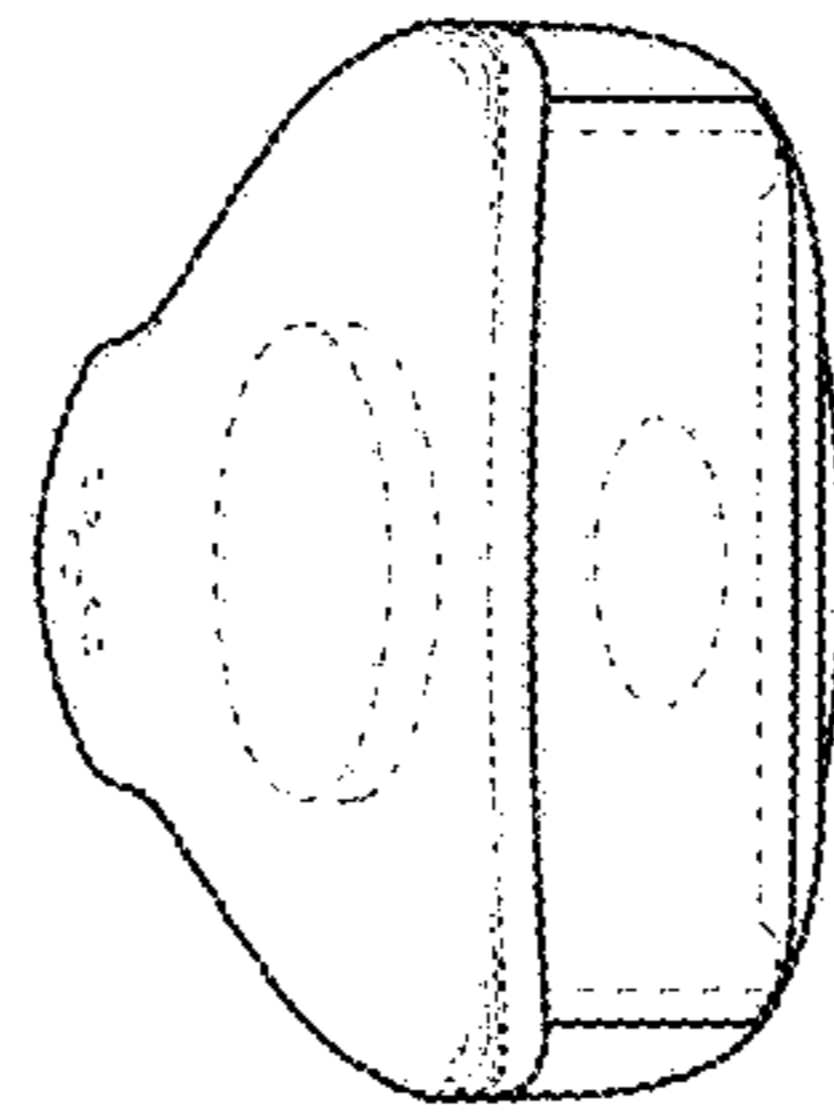


FIG. 7