



US00D857969S

(12) **United States Design Patent** (10) **Patent No.:** **US D857,969 S**  
**Sonneman** (45) **Date of Patent:** **\*\* Aug. 27, 2019**

(54) **LIGHT FIXTURE**

(71) Applicant: **Contemporary Visions, LLC**,  
Larchmont, NY (US)

(72) Inventor: **Robert A. Sonneman**, Mamaroneck,  
NY (US)

(73) Assignee: **Contemporary Visions, LLC**,  
Larchmont, NY (US)

(\*\*) Term: **15 Years**

(21) Appl. No.: **29/674,250**

(22) Filed: **Dec. 20, 2018**

(51) **LOC (12) Cl.** ..... **26-03**

(52) **U.S. Cl.**  
USPC ..... **D26/88**

(58) **Field of Classification Search**  
USPC ..... D26/72, 76, 78, 85, 88, 90, 91, 118  
CPC ..... F21S 8/03; F21S 8/04; F21S 8/043; F21S  
8/046; F21S 8/06; F21S 8/063; F21S  
8/065; F21S 8/068  
See application file for complete search history.

(56) **References Cited**

**U.S. PATENT DOCUMENTS**

D165,738 S *	1/1952	Brochstein	.....	D26/85
D456,550 S *	4/2002	Clodagh	.....	D26/85
D500,878 S *	1/2005	Lewis	.....	D26/76
D562,493 S *	2/2008	Chen	.....	D26/88
D592,794 S *	5/2009	Chandler	.....	D26/88
D592,795 S *	5/2009	Chandler	.....	D26/88
D622,892 S *	8/2010	Nicholas	.....	D26/88

D626,278 S *	10/2010	Sabernig	.....	D26/88
D655,441 S *	3/2012	Sabernig	.....	D26/88
D684,299 S *	6/2013	Liang	.....	D26/118
D700,989 S *	3/2014	Rampolla	.....	D26/88
D759,876 S *	6/2016	Blum	.....	D26/88
D825,819 S *	8/2018	Sonneman	.....	D26/90

**OTHER PUBLICATIONS**

Sleek Island Chandelier SKU: CH18256 AL from shadesoflight.com, visited Mar. 29, 2019. (Year: 2019).\*

\* cited by examiner

*Primary Examiner* — Clare E Heflin

(74) *Attorney, Agent, or Firm* — Gottlieb, Rackman & Reisman, P.C.

(57) **CLAIM**

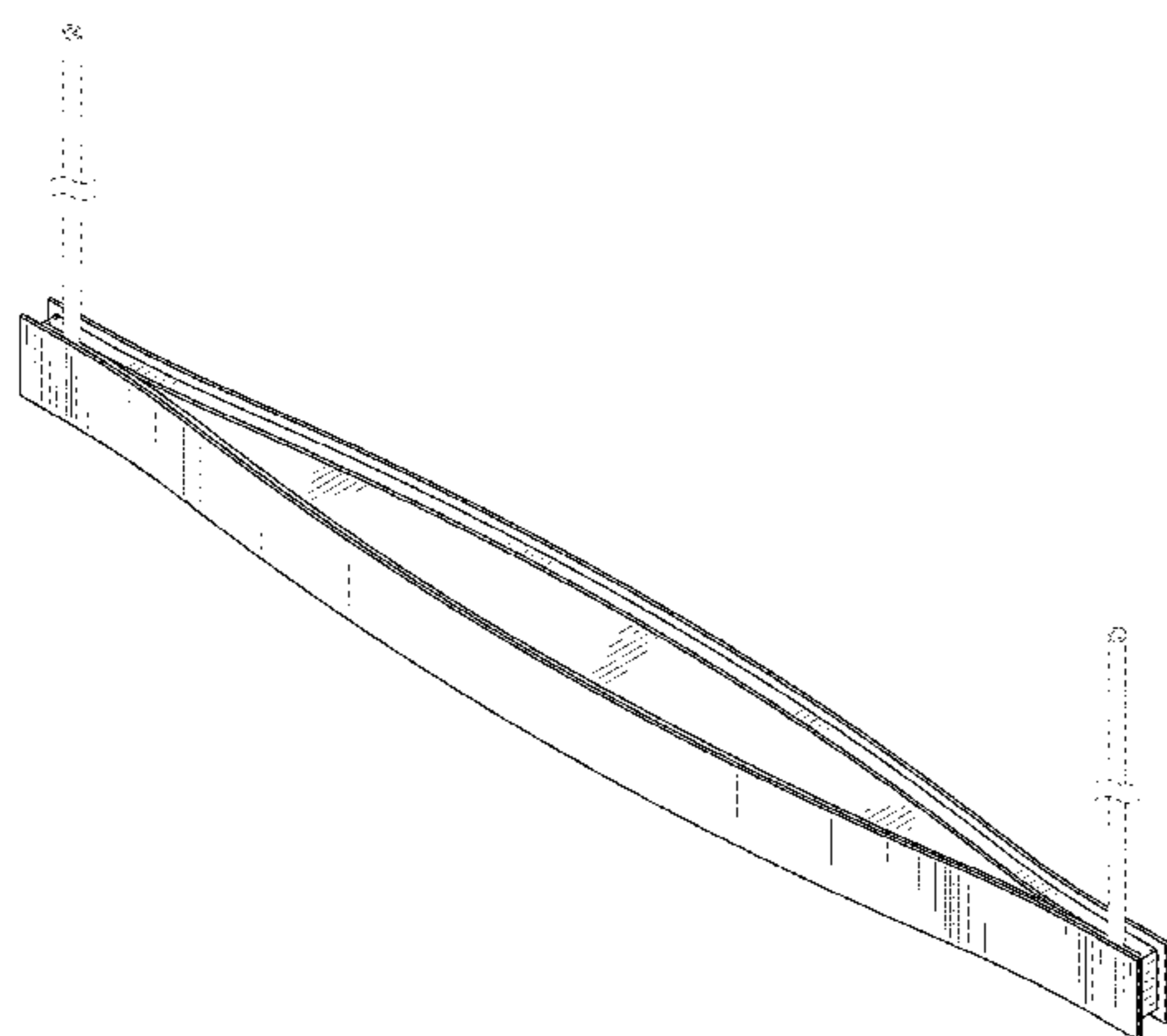
The ornamental design for a light fixture, as shown and described.

**DESCRIPTION**

FIG. 1 is a perspective view of a light fixture showing my new design;  
FIG. 2 is a first side elevational view thereof;  
FIG. 3 is a second side elevational view thereof;  
FIG. 4 is a third side elevational view thereof;  
FIG. 5 is a fourth side elevational view thereof;  
FIG. 6 is a top plan view thereof; and,  
FIG. 7 is a bottom plan view thereof.

The broken lines shown in the drawings are included for the purpose of illustrating elements of the light fixture that is configured to be hung from a surface and form no part of the claimed design.

**1 Claim, 4 Drawing Sheets**



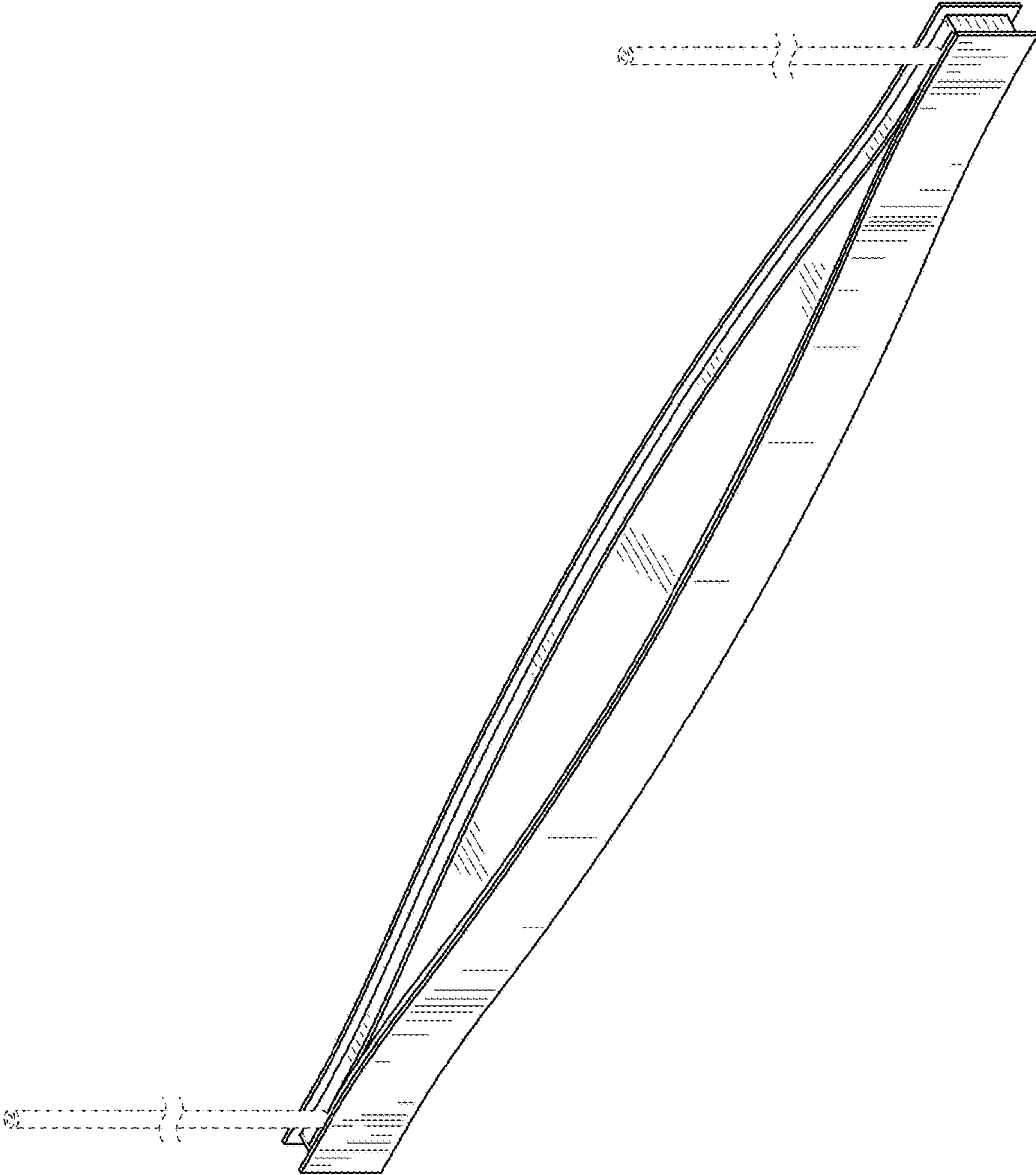


FIG. 1




FIG. 2




FIG. 3

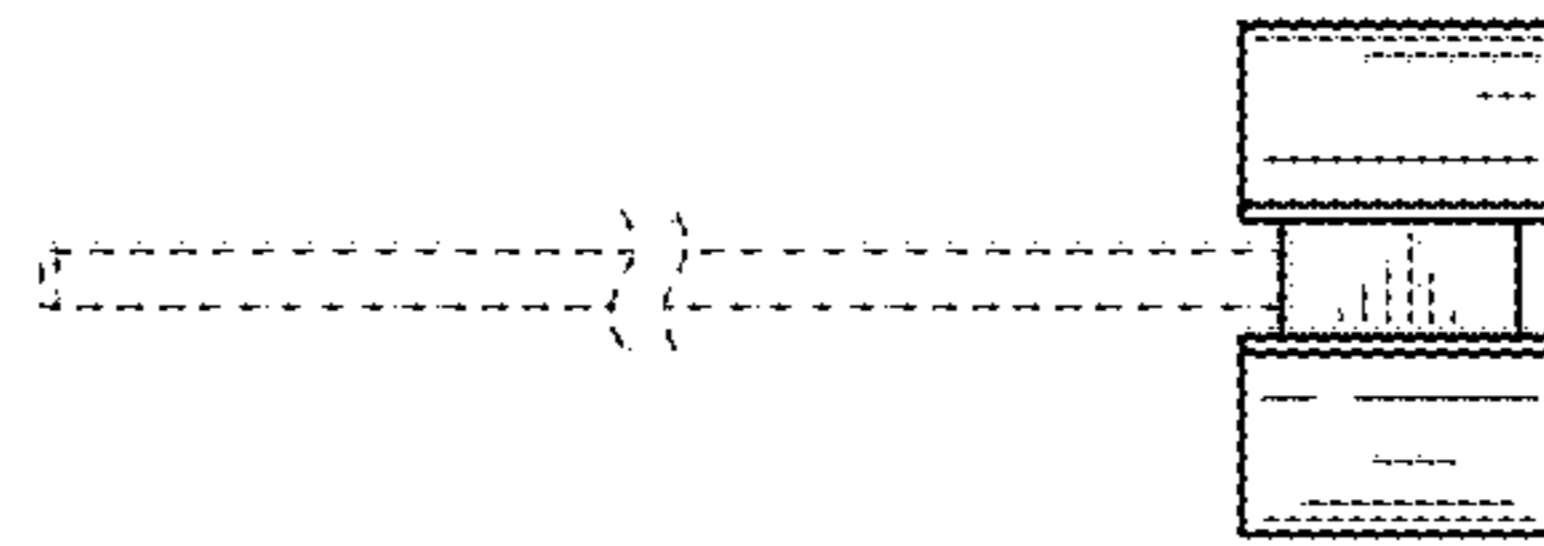


FIG. 5

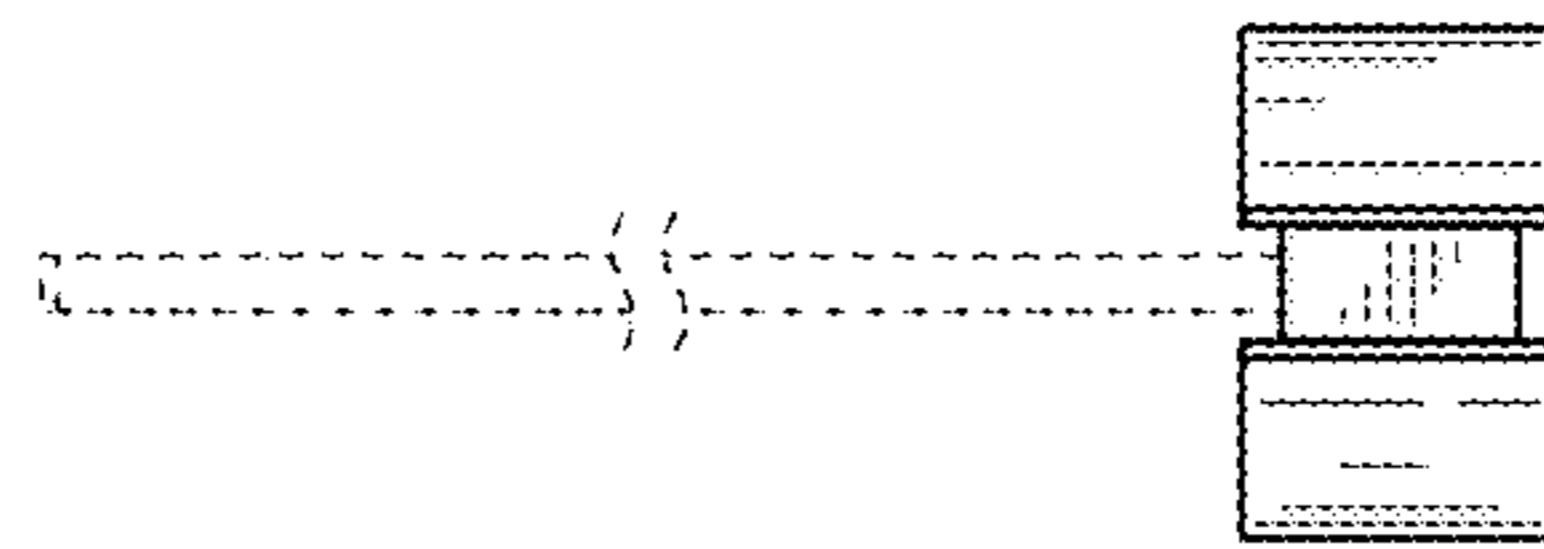


FIG. 4

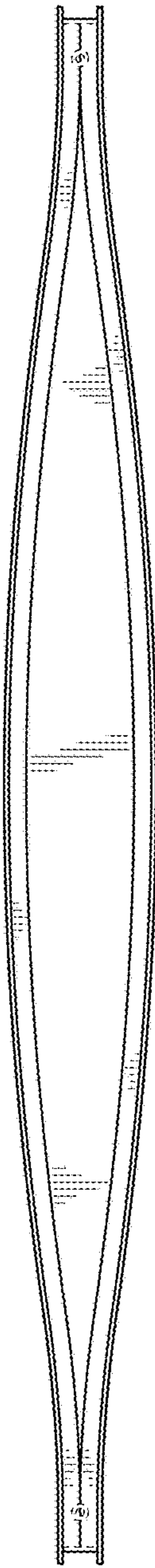


FIG. 6

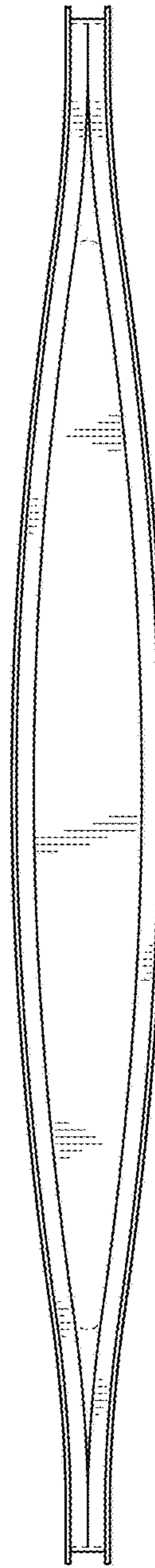


FIG. 7