



US00D857944S

(12) **United States Design Patent** (10) **Patent No.:** **US D857,944 S**
Pinazzo et al. (45) **Date of Patent:** **** Aug. 27, 2019**

- (54) **VEHICLE REAR TAILLAMP**
- (71) Applicant: **GM GLOBAL TECHNOLOGY OPERATIONS LLC**, Detroit, MI (US)
- (72) Inventors: **Therese A. Pinazzo**, Royal Oak, MI (US); **Robin W. Krieg**, Bloomfield Hills, MI (US); **Andrew McMillan**, Birmingham, MI (US)
- (73) Assignee: **GM GLOBAL TECHNOLOGY OPERATIONS LLC**, Detroit, MI (US)
- (**) Term: **15 Years**
- (21) Appl. No.: **29/674,663**
- (22) Filed: **Dec. 22, 2018**

Related U.S. Application Data

- (62) Division of application No. 29/609,624, filed on Jul. 3, 2017, now Pat. No. Des. 846,772.
- (51) **LOC (12) Cl.** **26-06**
- (52) **U.S. Cl.**
USPC **D26/28**
- (58) **Field of Classification Search**
USPC D26/28-36, 139
CPC F21S 48/00; F21S 48/10; F21S 48/115;
F21S 48/225; F21S 48/1233; F21S 48/1266; F21S 48/1388; F21S 48/2268;
F21V 13/00; F21V 21/04; F21V 29/004
See application file for complete search history.

References Cited

U.S. PATENT DOCUMENTS

D637,320 S *	5/2011	Yang	D26/28
D708,770 S *	7/2014	Lai	D26/28
D724,243 S *	3/2015	Lai	D26/28
D813,731 S	3/2018	McMahan		

D813,732 S	3/2018	Whitla et al.
D813,733 S	3/2018	Lee
D813,734 S	3/2018	Nakamura
D813,740 S	3/2018	Park
D813,741 S	3/2018	Perkins
D813,742 S	3/2018	McMahan et al.
D813,743 S	3/2018	Lee
D813,744 S	3/2018	Whitla et al.
D813,748 S	3/2018	Kim
D813,753 S	3/2018	Loeb
D813,754 S	3/2018	Loeb
D813,755 S	3/2018	Loeb
D813,756 S	3/2018	Loeb
D813,757 S	3/2018	Kozub
D813,758 S	3/2018	Gonzales
D813,759 S	3/2018	Perkins
D814,369 S	4/2018	Loeb
D814,982 S	4/2018	Whitla et al.
D814,983 S	4/2018	Whitla et al.
D815,570 S	4/2018	McMahan et al.
D815,572 S	4/2018	Perkins
D815,573 S	4/2018	Whitla et al.
D815,574 S	4/2018	Mainville
D815,985 S	4/2018	Mueller
D815,993 S	4/2018	Kozub et al.
D815,994 S	4/2018	Nakamura

(Continued)

Primary Examiner — Marcus A Jackson

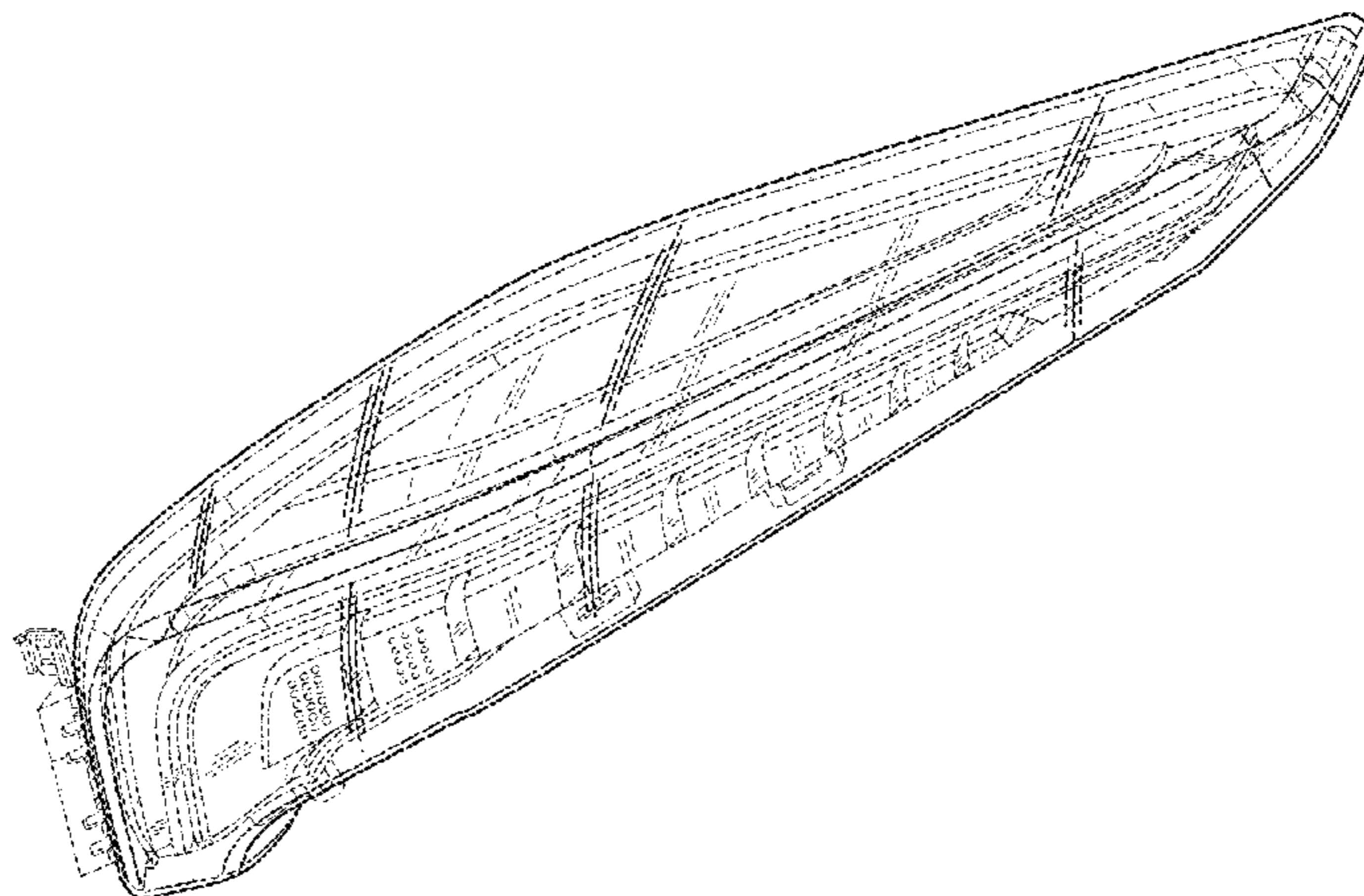
(57) **CLAIM**

The ornamental design for a vehicle rear taillamp, as shown and described.

DESCRIPTION

FIG. 1 is a perspective view of a vehicle rear taillamp, showing our new design;
 FIG. 2 is a front view thereof;
 FIG. 3 is a side view thereof; and,
 FIG. 4 is a top view thereof.
 In the drawings, the portions shown by broken lines form no part of the claimed design.

1 Claim, 4 Drawing Sheets



(56)

References Cited

U.S. PATENT DOCUMENTS

D816,003 S	4/2018	Perkins	D822,551 S	7/2018	McMahan et al.
D816,558 S	5/2018	McMahan et al.	D823,188 S	7/2018	Loeb
D816,559 S	5/2018	McMahan et al.	D823,738 S	7/2018	Kim
D816,561 S	5/2018	McMahan	D823,741 S	7/2018	Kim
D816,562 S	5/2018	Whitla et al.	D823,762 S	7/2018	Loeb
D816,563 S	5/2018	McMahan et al.	D823,763 S	7/2018	Koo et al.
D816,564 S	5/2018	Kim	D824,811 S	8/2018	Mainville
D816,565 S	5/2018	Kim	D824,812 S	8/2018	Loeb
D816,566 S	5/2018	Loeb	D824,824 S	8/2018	Kim
D817,836 S	5/2018	McMahan et al.	D824,825 S	8/2018	Loeb
D818,156 S	5/2018	Kim et al.	D825,083 S	8/2018	Perkins
D818,157 S	5/2018	Zipfel et al.	D825,388 S	8/2018	Karras et al.
D818,158 S	5/2018	Zipfel et al.	D825,403 S	8/2018	Whitla et al.
D818,159 S	5/2018	Zipfel et al.	D826,114 S	8/2018	Smith et al.
D818,160 S	5/2018	Perkins	D826,435 S	8/2018	Kim
D818,406 S	5/2018	McMahan et al.	D826,803 S	8/2018	Smith et al.
D818,876 S	5/2018	Whitla et al.	D827,506 S	9/2018	McMahan et al.
D818,877 S	5/2018	Nakamura et al.	D827,508 S	9/2018	Whitla et al.
D818,878 S	5/2018	McMahan et al.	D827,510 S	9/2018	Kim
D818,892 S	5/2018	Lee	D827,527 S	9/2018	Loeb
D818,893 S	5/2018	Kim	D828,246 S	9/2018	Loeb
D818,903 S	5/2018	Zipfel et al.	D828,261 S	9/2018	Moffett et al.
D818,906 S	5/2018	McMahan	D828,935 S	9/2018	Hochmuth
D818,907 S	5/2018	Whitla et al.	D829,622 S	10/2018	Jacob
D818,915 S	5/2018	Kozub et al.	D830,241 S	10/2018	Kozub
D818,922 S	5/2018	Whitla et al.	D830,242 S	10/2018	Zipfel
D819,505 S	6/2018	McMahan et al.	D830,252 S	10/2018	Swanseger
D819,519 S	6/2018	Whitla et al.	D830,258 S	10/2018	McMahan et al.
D821,617 S	6/2018	Perkins	D830,261 S	10/2018	Jacob
D822,550 S	7/2018	Wassell et al.	D830,589 S	10/2018	Henriques
			D832,752 S	11/2018	Lee
			D835,003 S	12/2018	Thompson et al.
			D835,012 S	12/2018	Smith et al.

* cited by examiner

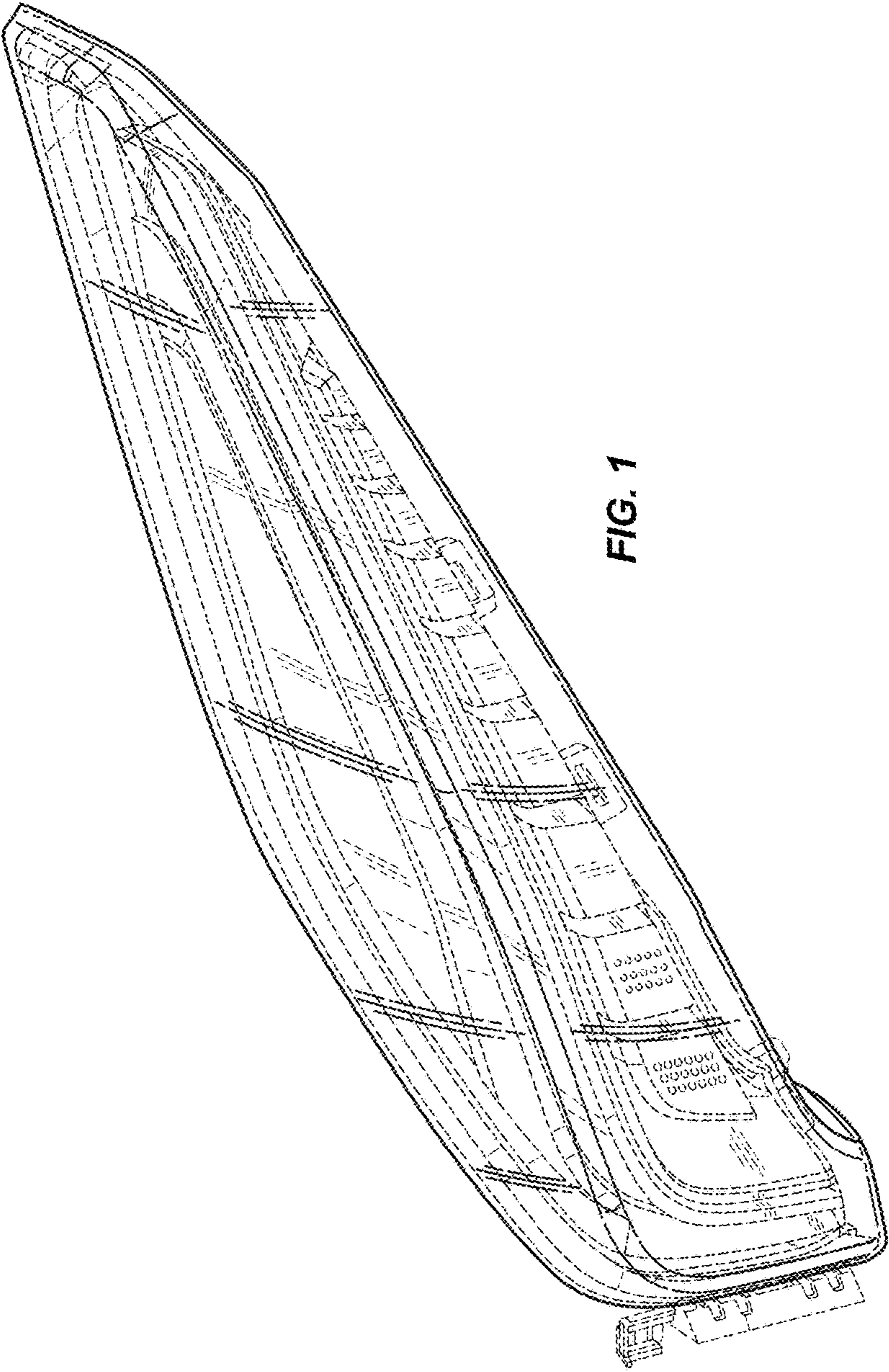


FIG. 1

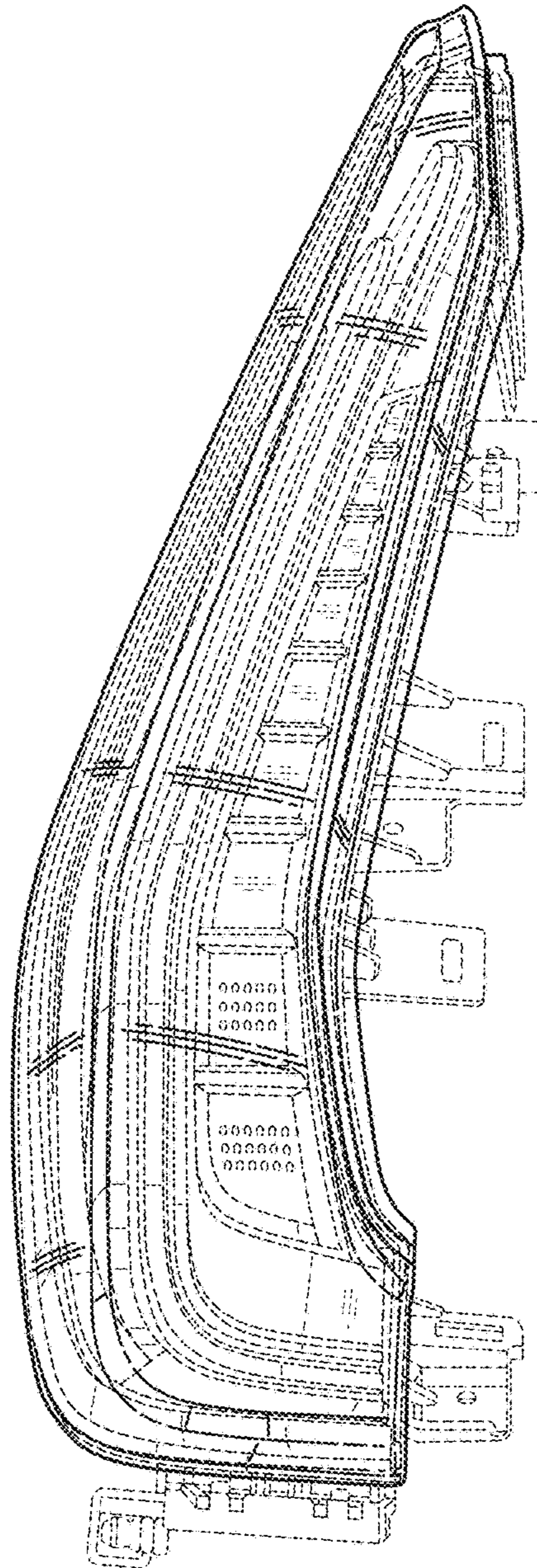


FIG. 2

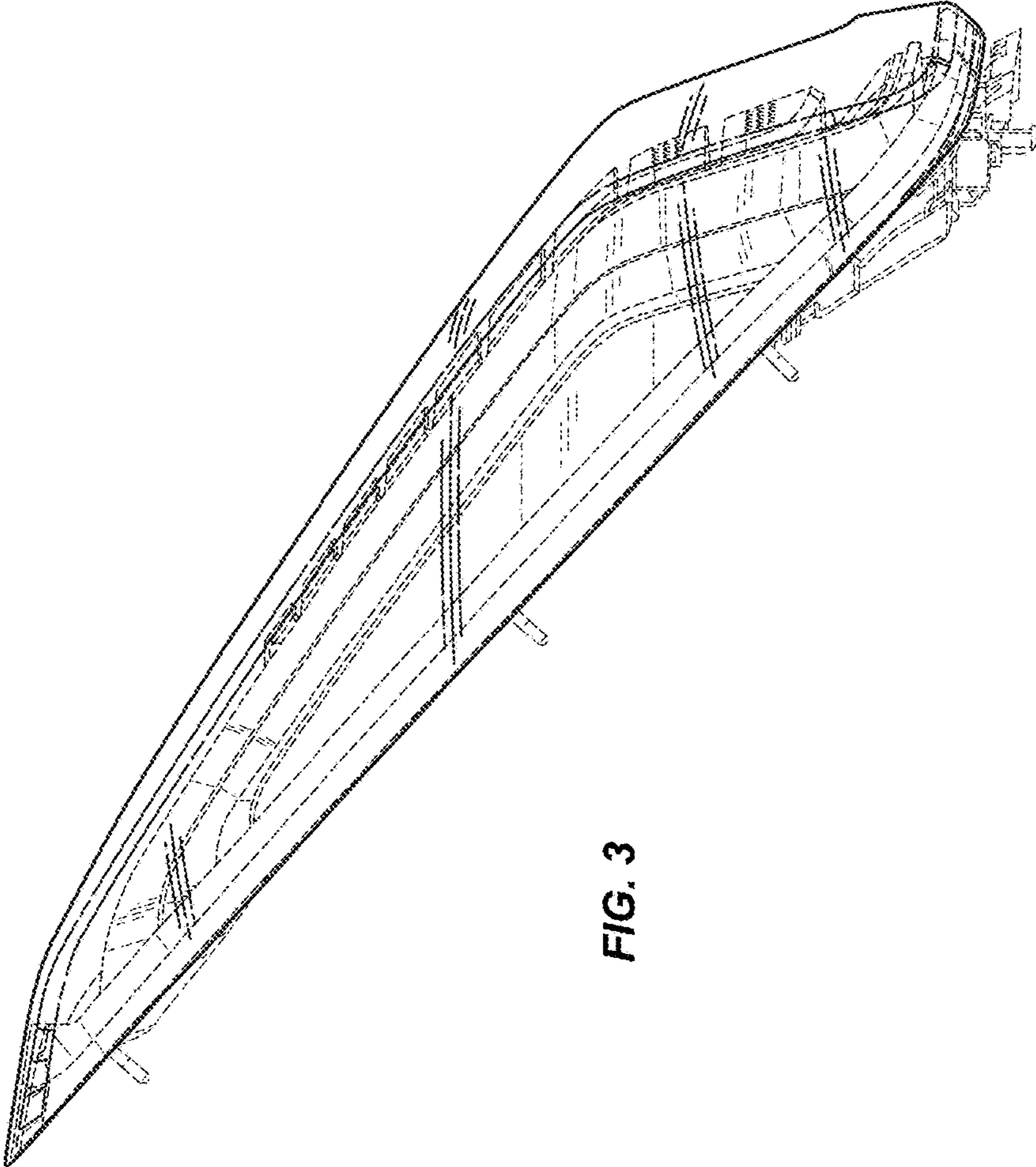


FIG. 3

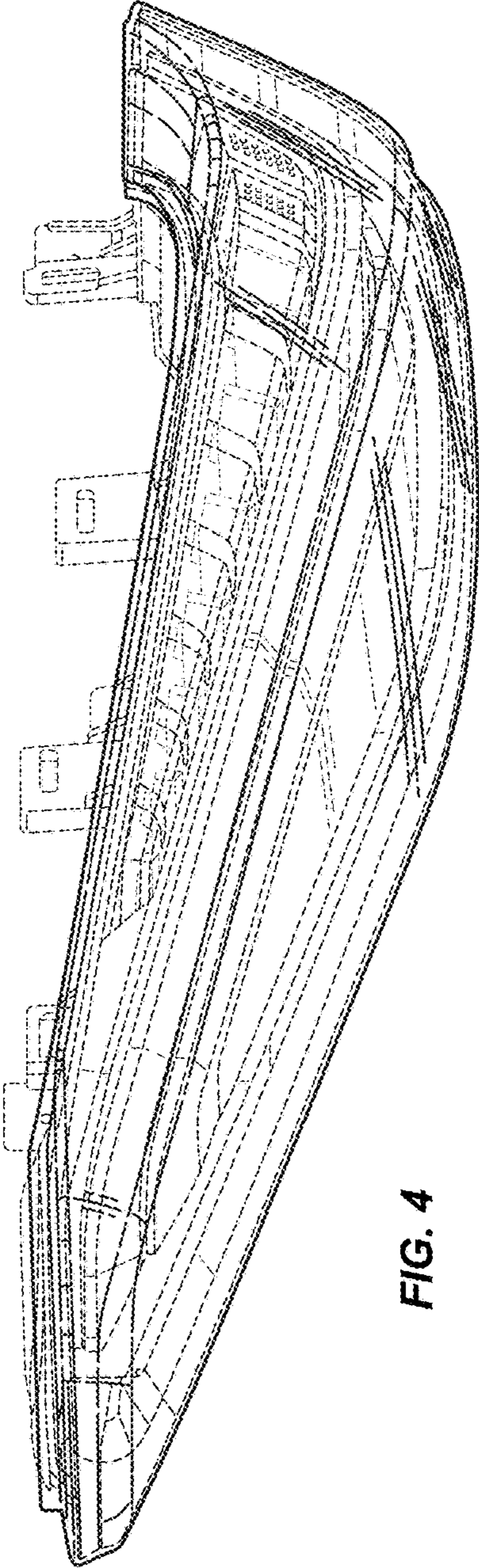


FIG. 4