



US00D857926S

(12) **United States Design Patent** (10) **Patent No.:** **US D857,926 S**
Frank (45) **Date of Patent:** **** Aug. 27, 2019**

- (54) **EXTRUSION**
- (71) Applicants: **Wolfgang Frank**, Bodenheim (DE);
Thomas Matthias Kurz, Bad Kreuznach (DE)
- (72) Inventor: **Wolfgang Frank**, Bodenheim (DE)
- (73) Assignees: **Wolfgang Frank**, Bodenheim (DE);
Thomas Matthias Kurz, Bad Kreuznach (DE)
- (**) Term: **15 Years**
- (21) Appl. No.: **29/626,449**
- (22) Filed: **Nov. 17, 2017**
- (51) **LOC (12) Cl.** **25-01**
- (52) **U.S. Cl.**
USPC **D25/119**
- (58) **Field of Classification Search**
USPC D25/102, 111, 112, 113, 119, 164, 199
CPC ... E06B 1/02; E06B 1/04; E06B 1/045; E06B 1/12; E06B 1/14; E06B 1/2403; E06B 1/26; E06B 1/28; E06B 1/34; E06B 1/342; E06B 1/52; E06B 1/524; E06B 1/64; E06B 1/68; A47B 47/0075; A47F 3/12
See application file for complete search history.

- 7,992,752 B2 * 8/2011 Oetlinger B26D 7/1818
225/104
- D721,989 S * 2/2015 Behrens D25/119
- D731,078 S * 6/2015 Frenette D25/119
- D833,645 S * 11/2018 Mohamed D25/113
- D833,646 S * 11/2018 Mohamed D25/113
- D833,647 S * 11/2018 Mohamed D25/113
- D835,296 S * 12/2018 Mohamed D25/113
- D835,297 S * 12/2018 Mohamed D25/113
- 2015/0300020 A1 * 10/2015 Kobelev E04C 3/00
52/846
- 2017/0119177 A1 * 5/2017 Frank A47F 3/12

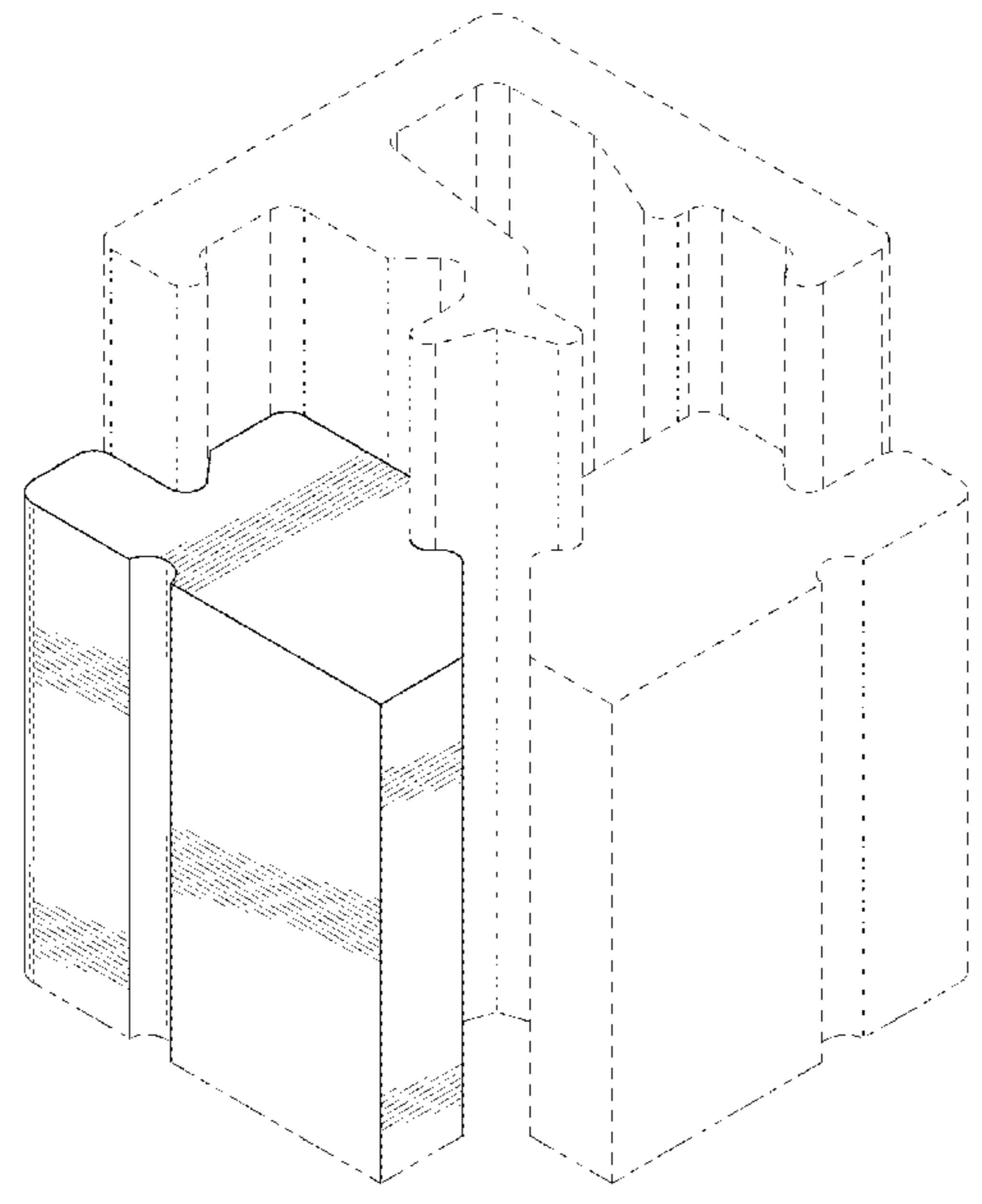
* cited by examiner
Primary Examiner — Cynthia Ramirez
Assistant Examiner — L. Martinez
 (74) *Attorney, Agent, or Firm* — Smartpat PLC

(57) **CLAIM**
 I claim the ornamental design for an extrusion, as shown and described.

DESCRIPTION
 FIG. 1 is a top, front, right side perspective view of an extrusion showing my new design in a configuration of use; FIG. 2 is a top, front, right side perspective view thereof; FIG. 3 is a front view thereof; FIG. 4 is a right side view thereof; FIG. 5 is a left side view thereof; FIG. 6 is a rear view thereof; and, FIG. 7 is a top view thereof, the bottom view being a mirror image of the top view.
 The broken lines in FIG. 1 represent environmental structure and form no part of the claimed design.
 The dash-dot line shown in FIGS. 1-6 represents a claim boundary and forms no part of the claimed design.

- (56) **References Cited**
 U.S. PATENT DOCUMENTS
 D363,697 S * 10/1995 Shibao D25/119
 D396,901 S * 8/1998 von Langsdorff D25/113
 6,997,364 B2 * 2/2006 Oetlinger B26D 7/1818
 225/104

1 Claim, 7 Drawing Sheets



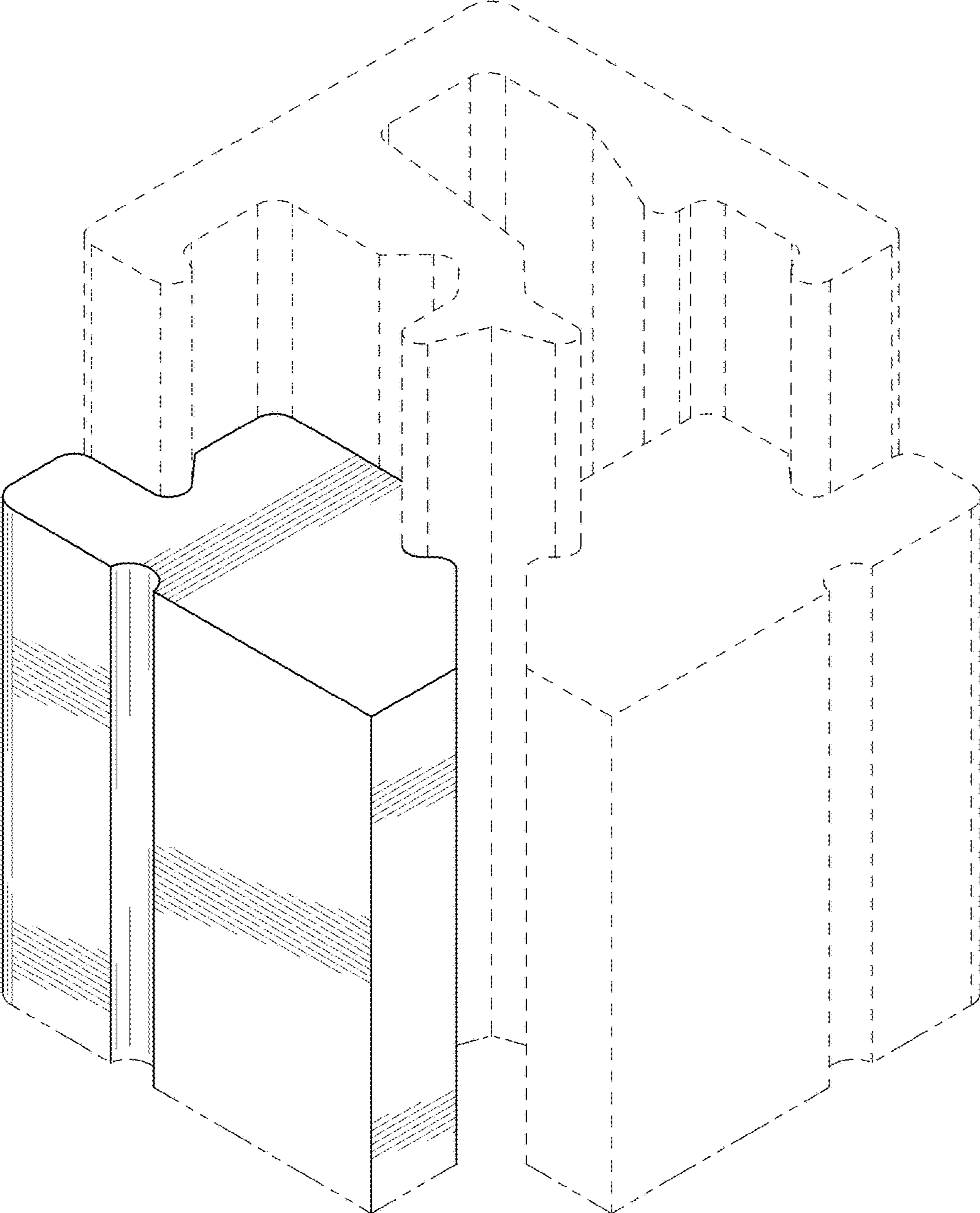


FIG. 1

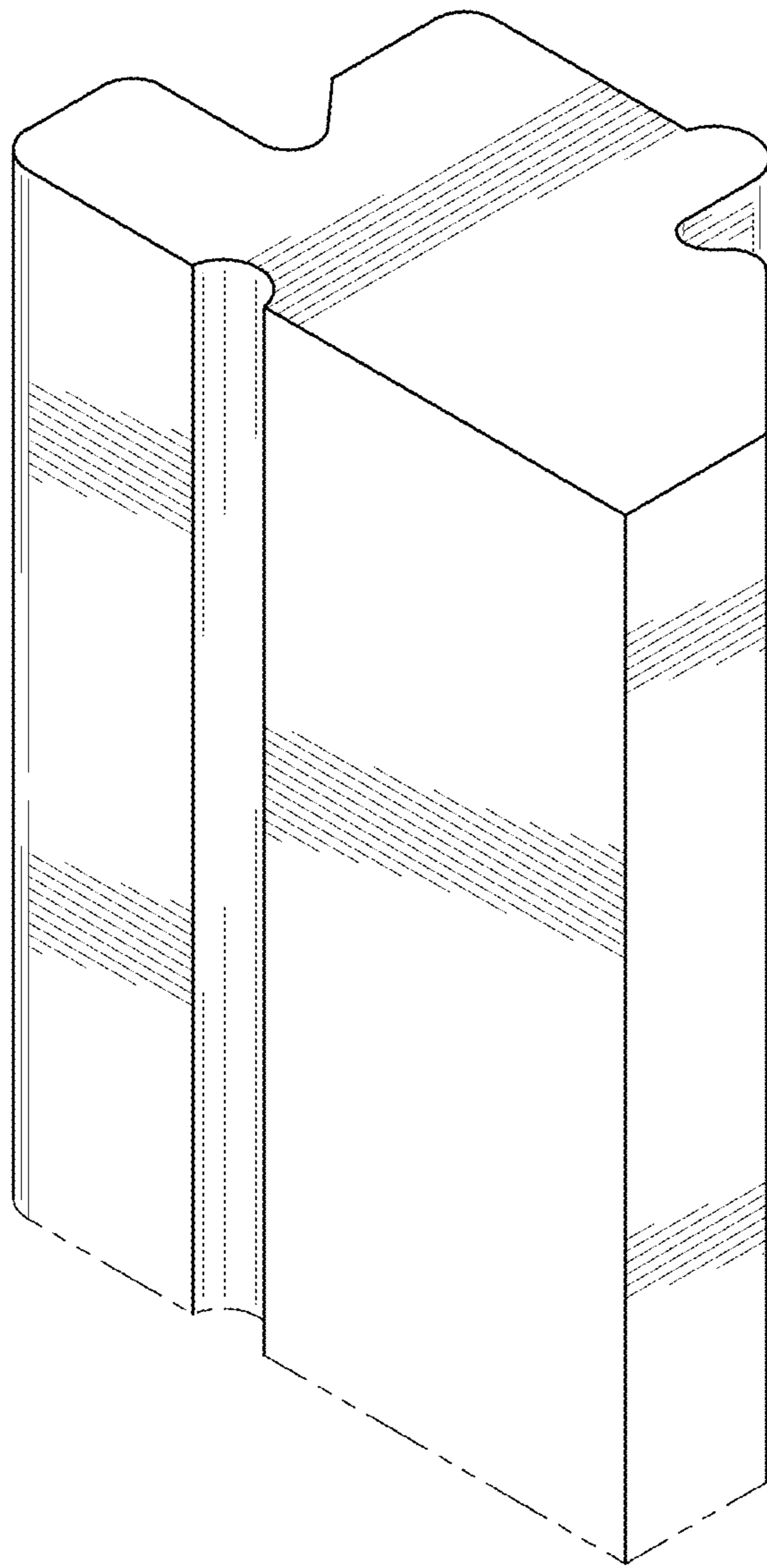


FIG. 2

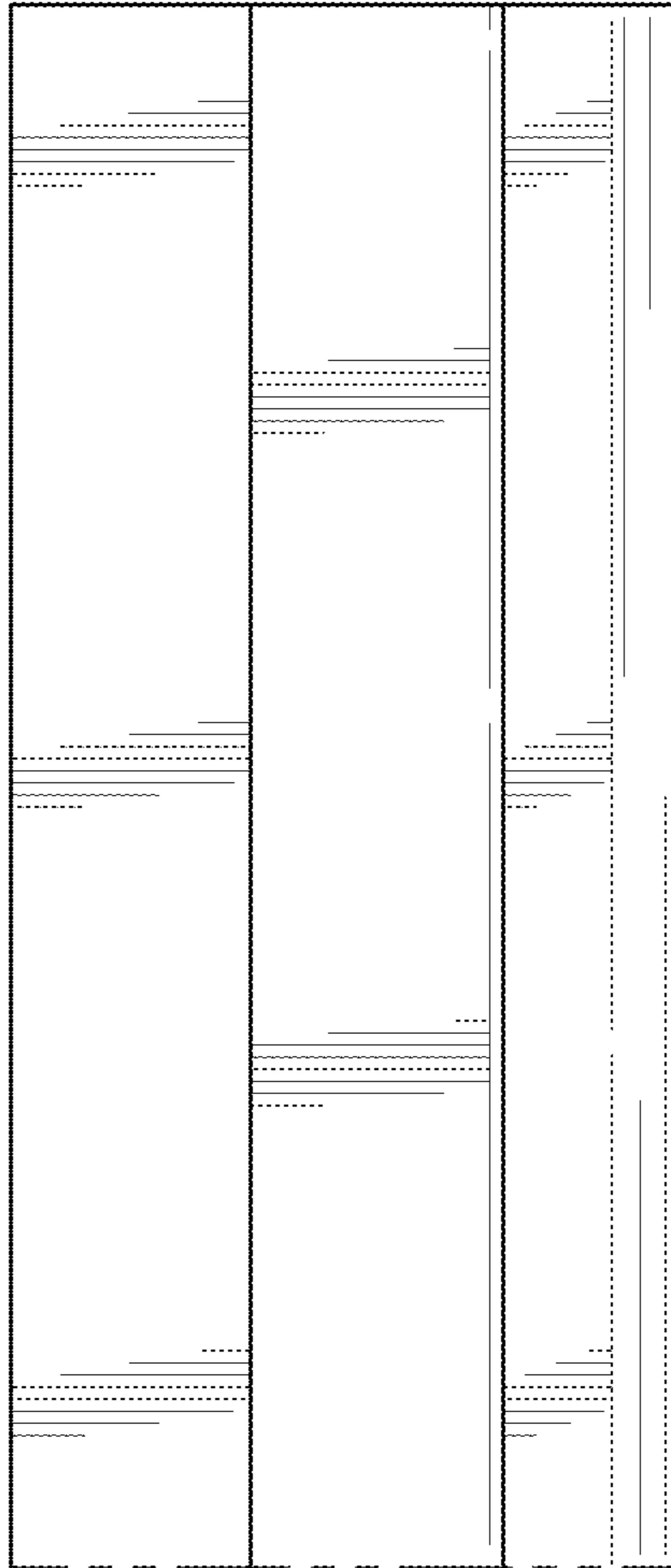


FIG. 3




FIG. 4

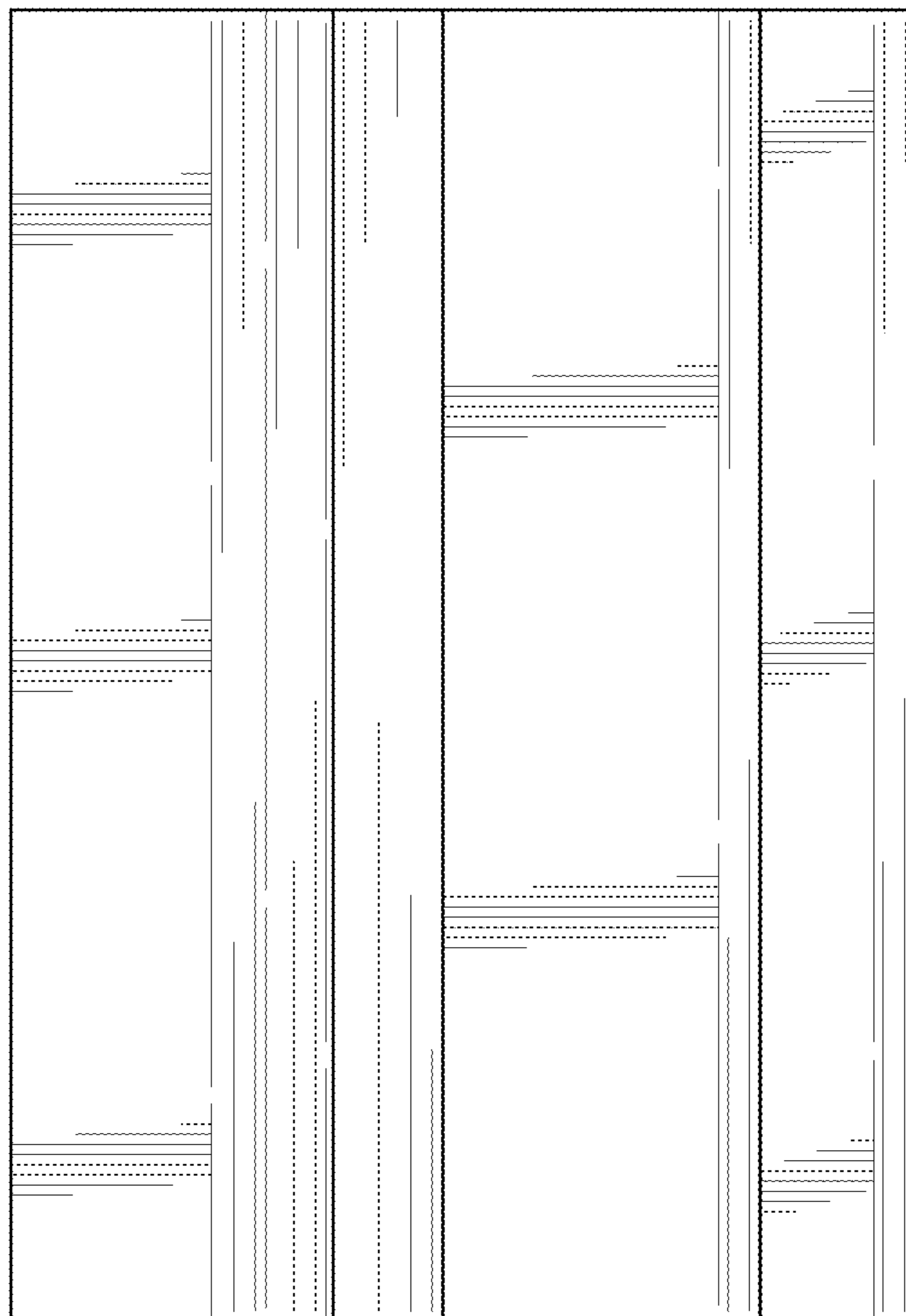


FIG. 5

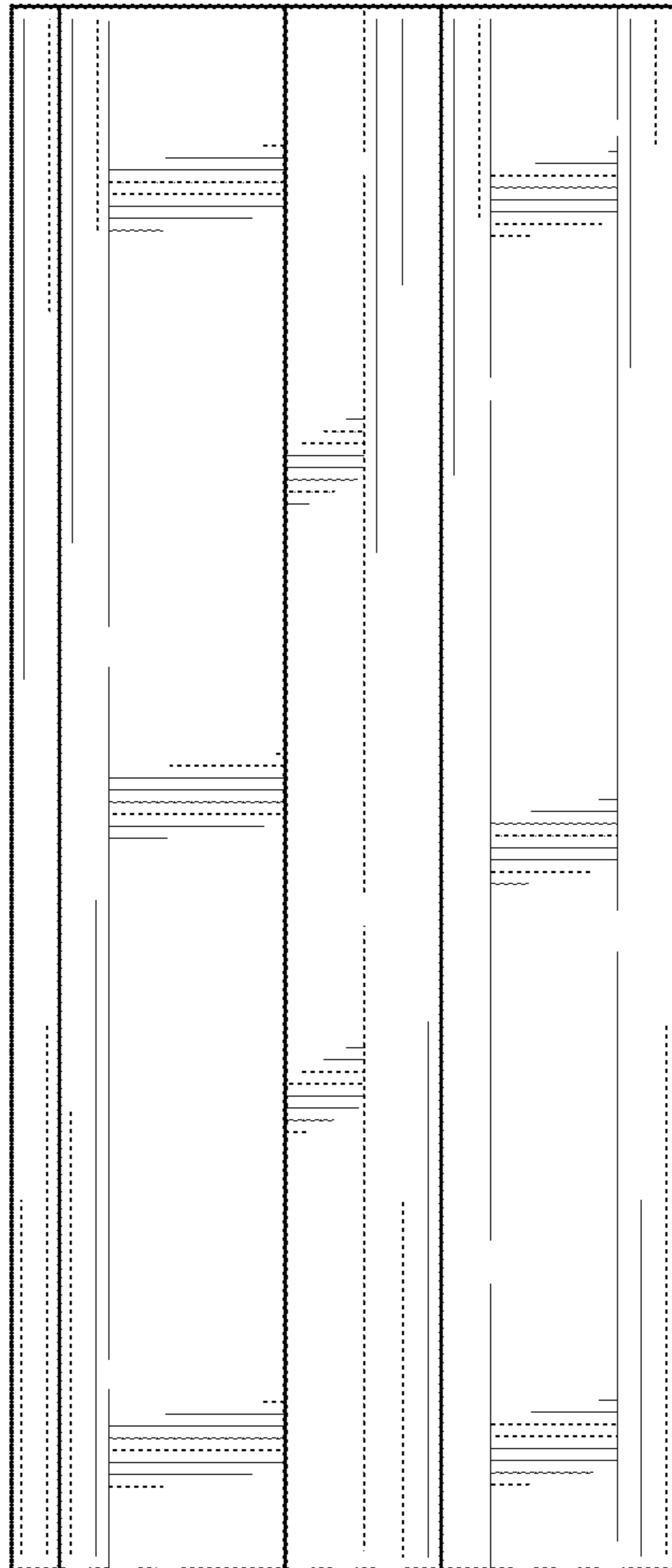


FIG. 6

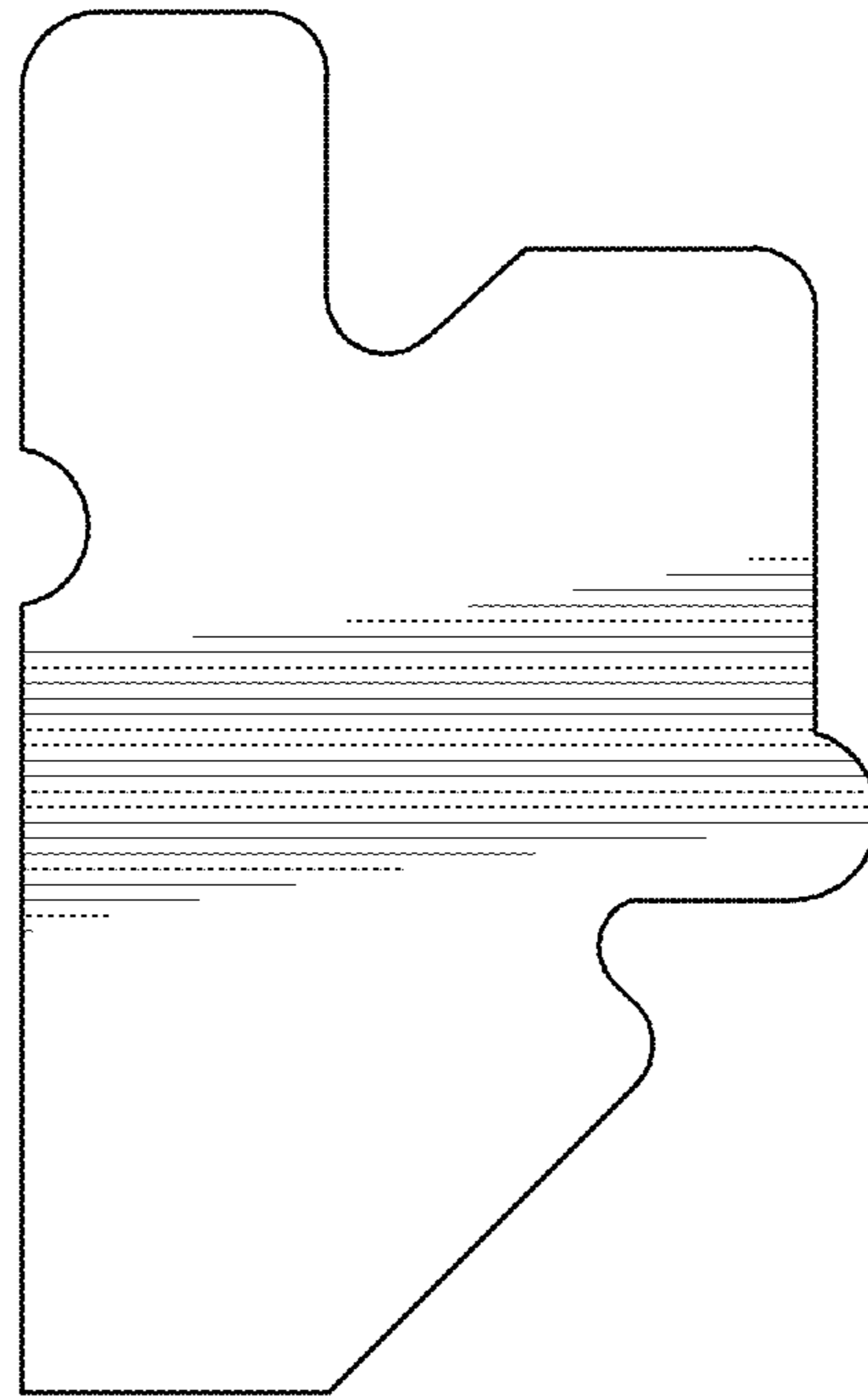


FIG. 7