



US00D857894S

(12) **United States Design Patent**
Donahoe

(10) **Patent No.:** **US D857,894 S**

(45) **Date of Patent:** **** Aug. 27, 2019**

(54) **SURGICAL FIXATION SYSTEM**

Primary Examiner — Charles D Hanson

(71) Applicant: **NuVasive, Inc.**, San Diego, CA (US)

(57) **CLAIM**

(72) Inventor: **Ryan Donahoe**, San Diego, CA (US)

The ornamental design for a surgical fixation system, substantially as shown and described.

(73) Assignee: **NuVasive, Inc.**, San Diego, CA (US)

(**) Term: **15 Years**

DESCRIPTION

(21) Appl. No.: **29/545,063**

FIG. 1 is a perspective view of one example of a surgical fixation system according to one embodiment of the present invention;

(22) Filed: **Nov. 9, 2015**

FIG. 2 is a perspective view of a bone plate provided with anti-backout elements forming part of the surgical fixation system of FIG. 1;

Related U.S. Application Data

(63) Continuation of application No. 12/674,662, filed as application No. PCT/US2008/009964 on Aug. 20, 2008, now abandoned.

FIG. 3 is a top plan view of the bone plate of FIG. 2;

(51) **LOC (12) Cl.** **24-03**

FIG. 4 is a side view of the bone plate of FIG. 2;

(52) **U.S. Cl.**

USPC **D24/155**

FIG. 5 is a partial cross-section view of the bone plate of FIG. 3 without the anti-backout elements, taken along line 1-1 of FIG. 3;

(58) **Field of Classification Search**

USPC D24/155

FIG. 6 is a perspective view of an anti-backout element forming part of the surgical fixation system of FIG. 1;

(Continued)

FIG. 7 is a partial cross-section view of the bone plate of FIG. 3 including the anti-backout elements, taken along line 1-1 of FIG. 3;

(56) **References Cited**

U.S. PATENT DOCUMENTS

4,143,882 A 3/1979 Paynter
4,655,462 A 4/1987 Balsells

(Continued)

FIG. 8 is a perspective view of one example of a fixed-angle bone screw forming part of the surgical fixation system of FIG. 1;

FOREIGN PATENT DOCUMENTS

EP 1348390 A2 10/2003
JP 2002-143176 5/2002

(Continued)

FIG. 9 is a perspective view of one example of a variable angle bone screw forming part of the surgical fixation system of FIG. 1;

FIG. 10 is a perspective view of a second example of a variable angle bone screw forming part of the surgical fixation system of FIG. 1;

FIG. 11 is a partial cross-section of the bone screw of FIG. 10;

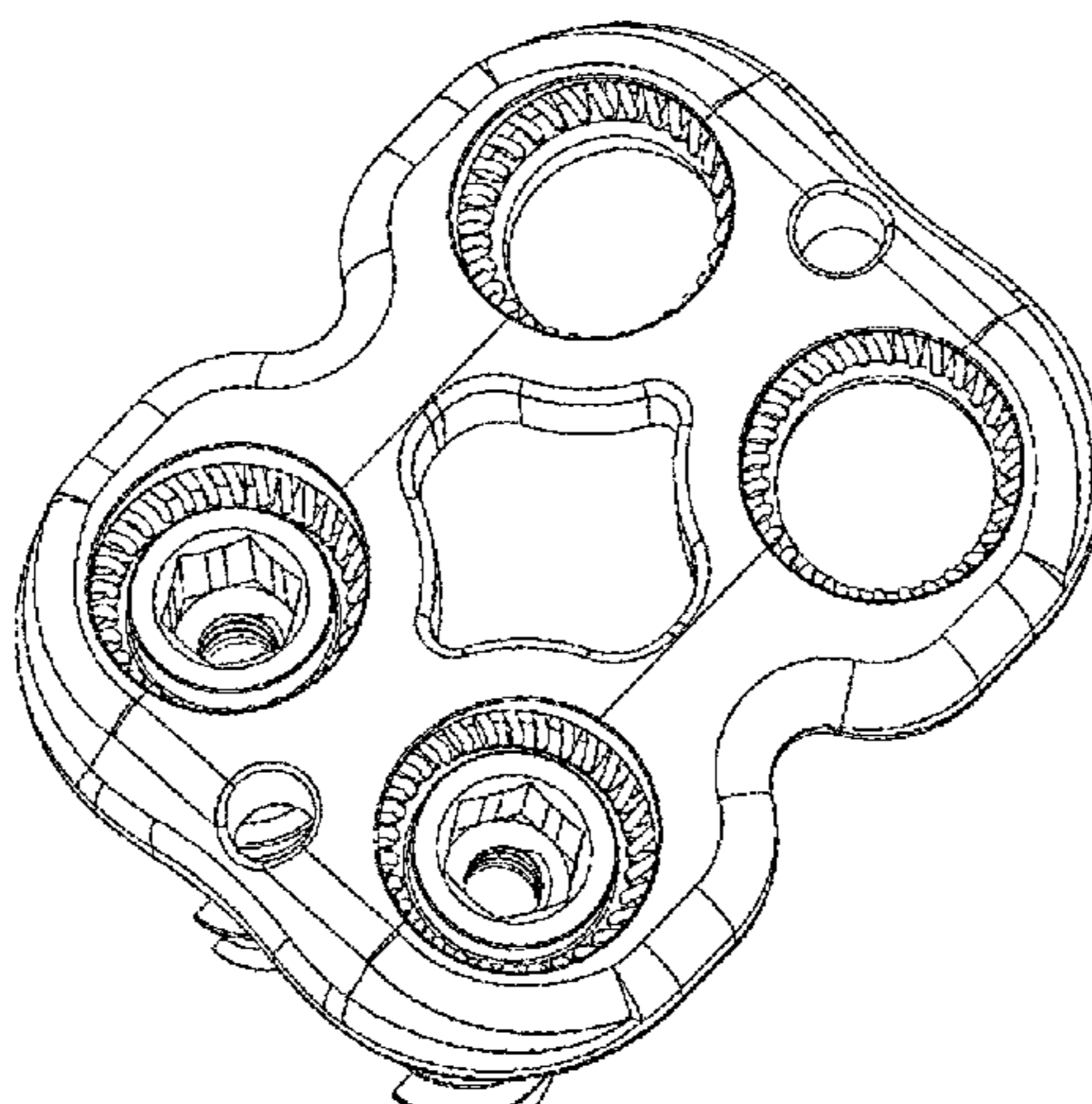
FIG. 12 is a top view of the surgical fixation system of FIG. 1; and,

FIG. 13 is a partial cross-section view of the surgical fixation system of FIG. 12 taken along line 2-2 of FIG. 12.

OTHER PUBLICATIONS

PCT/US2008/009964, International Search Report. dated Nov. 7, 2008. 2pgs.

1 Claim, 5 Drawing Sheets



(58) **Field of Classification Search**

CPC A61B 17/8061; A61B 17/7059; A61B 17/8052; A61B 17/8605; A61B 17/8085; A61B 17/809; A61B 17/8014; A61B 17/8033; A61B 17/8004; A61B 17/888; A61B 17/842; A61B 17/8023; A61B 17/8009; A61B 17/86; A61B 17/1739; A61B 17/8066; A61B 17/1671; A61B 17/1757; A61B 17/8071; A61B 17/176; A61B 2017/1782; A61B 2017/1775

See application file for complete search history.

6,936,051 B2 8/2005 Michelson
 6,945,973 B2 9/2005 Bray
 6,969,390 B2 11/2005 Michelson
 7,004,944 B2 2/2006 Gause
 7,048,739 B2 5/2006 Konieczynski
 7,060,067 B2 6/2006 Needham
 7,074,221 B2 7/2006 Michelson
 7,077,844 B2 7/2006 Michelson
 7,087,057 B2 9/2006 Konieczynski
 7,137,984 B2 11/2006 Michelson
 7,220,263 B2 5/2007 Cordaro
 D602,589 S * 10/2009 Bush, Jr. D24/155
 D603,961 S * 11/2009 Kriska D24/155
 D603,962 S * 11/2009 Kriska D24/155
 D615,652 S * 5/2010 Weiman D24/155
 7,766,947 B2 * 8/2010 Hawkes A61B 17/7059

(56) **References Cited**

U.S. PATENT DOCUMENTS

4,794,918 A 1/1989 Wolter
 5,364,399 A 11/1994 Lowery
 5,549,607 A 8/1996 Olson
 5,549,612 A 8/1996 Yapp
 5,675,666 A 10/1997 Komuro
 5,876,402 A 3/1999 Errico
 5,931,838 A 8/1999 Vito
 5,951,558 A 9/1999 Fiz
 6,129,758 A * 10/2000 Love A61F 2/2415
 623/2.11
 6,139,550 A 10/2000 Michelson
 6,152,927 A 11/2000 Farris
 6,193,721 B1 2/2001 Michelson
 D440,311 S * 4/2001 Michelson D24/155
 6,224,602 B1 5/2001 Hayes
 6,235,033 B1 5/2001 Brace
 6,235,034 B1 5/2001 Bray
 6,241,731 B1 6/2001 Fiz
 6,261,291 B1 7/2001 Talaber
 6,290,703 B1 9/2001 Ganem
 D449,692 S * 10/2001 Michelson D24/155
 6,306,139 B1 10/2001 Fuentes
 6,328,738 B1 12/2001 Suddably
 6,331,179 B1 12/2001 Freid
 6,361,537 B1 3/2002 Anderson
 6,383,186 B1 5/2002 Michelson
 6,398,783 B1 6/2002 Michelson
 6,413,259 B1 7/2002 Lyons
 6,416,528 B1 7/2002 Michelson
 6,428,542 B1 8/2002 Michelson
 6,454,771 B1 9/2002 Michelson
 6,458,133 B1 10/2002 Lin
 6,503,250 B2 1/2003 Paul
 6,527,776 B1 3/2003 Michelson
 6,533,786 B1 3/2003 Needham
 6,575,975 B2 6/2003 Brace
 6,592,586 B1 7/2003 Michelson
 6,595,993 B2 7/2003 Donno
 6,599,290 B2 7/2003 Bailey
 6,602,255 B1 8/2003 Campbell
 6,620,163 B1 9/2003 Michelson
 6,641,583 B2 11/2003 Shluzas
 6,652,525 B1 11/2003 Assaker
 6,669,700 B1 12/2003 Farris
 6,695,846 B2 2/2004 Richelsoph
 6,712,818 B1 3/2004 Michelson
 6,730,127 B2 5/2004 Michelson
 6,755,833 B1 6/2004 Paul
 6,916,320 B2 7/2005 Michelson
 6,926,718 B1 8/2005 Michelson
 6,936,050 B2 8/2005 Michelson

D643,927 S * 8/2011 Prasad D24/155
 D766,437 S * 9/2016 DaCosta D24/155
 D779,065 S * 2/2017 Brotman D24/155
 D780,924 S * 3/2017 DaCosta D24/155
 D798,455 S * 9/2017 Brotman D24/155
 2001/0047172 A1 7/2001 Foley
 2002/0120273 A1 8/2002 Needham
 2003/0078583 A1 4/2003 Biedermann
 2003/0094812 A1 5/2003 Balsells
 2003/0187440 A1 10/2003 Richelsoph
 2003/0187443 A1 10/2003 Laurysen
 2004/0068319 A1 4/2004 Cordaro
 2004/0087951 A1 5/2004 Khalili
 2004/0127897 A1 7/2004 Freid
 2004/0127900 A1 7/2004 Konieczynski
 2004/0153069 A1 8/2004 Paul
 2004/0210217 A1 10/2004 Baynham
 2004/0220572 A1 11/2004 Michelson
 2004/0236334 A1 11/2004 Michelson
 2004/0236335 A1 11/2004 Michelson
 2005/0027293 A1 2/2005 LeHuec
 2005/0033294 A1 2/2005 Garden
 2005/0033298 A1 2/2005 Hawkes
 2005/0038436 A1 2/2005 Michelson
 2005/0049593 A1 3/2005 Duong
 2005/0059971 A1 3/2005 Michelson
 2005/0096657 A1 5/2005 Autericque
 2005/0187552 A1 8/2005 Michelson
 2005/0192580 A1 9/2005 Dalton
 2005/0234521 A1 10/2005 Balsells
 2005/0273105 A1 12/2005 Konieczynski
 2005/0283152 A1 12/2005 Lindermann
 2006/0100626 A1 5/2006 Rathbun
 2006/0161157 A1 7/2006 Mosca
 2006/0200147 A1 9/2006 Ensign
 2006/0241616 A1 10/2006 Konieczynski
 2006/0293668 A1 12/2006 May
 2007/0093832 A1 4/2007 Abdelgany
 2007/0118125 A1 5/2007 Moaddeb
 2011/0152944 A1 1/2011 Campbell

FOREIGN PATENT DOCUMENTS

JP 2003-310633 11/2003
 JP 2007-117737 5/2007
 WO 1998/051226 A2 11/1998
 WO 2002/022030 A2 3/2002
 WO 2002/080789 A1 10/2002
 WO 2006/102110 A1 9/2006
 WO 2006/127829 A2 11/2006

* cited by examiner

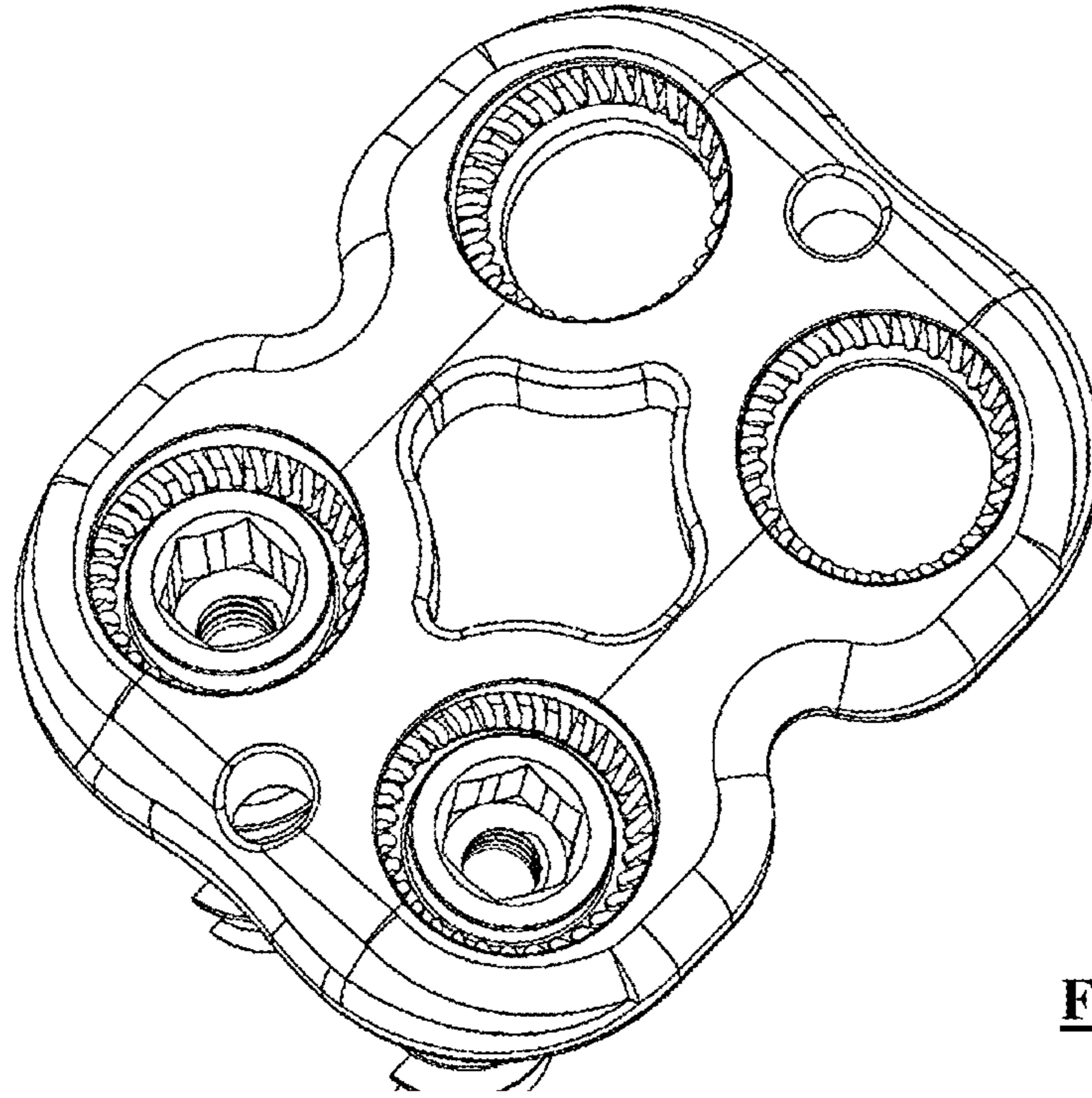


FIG. 1

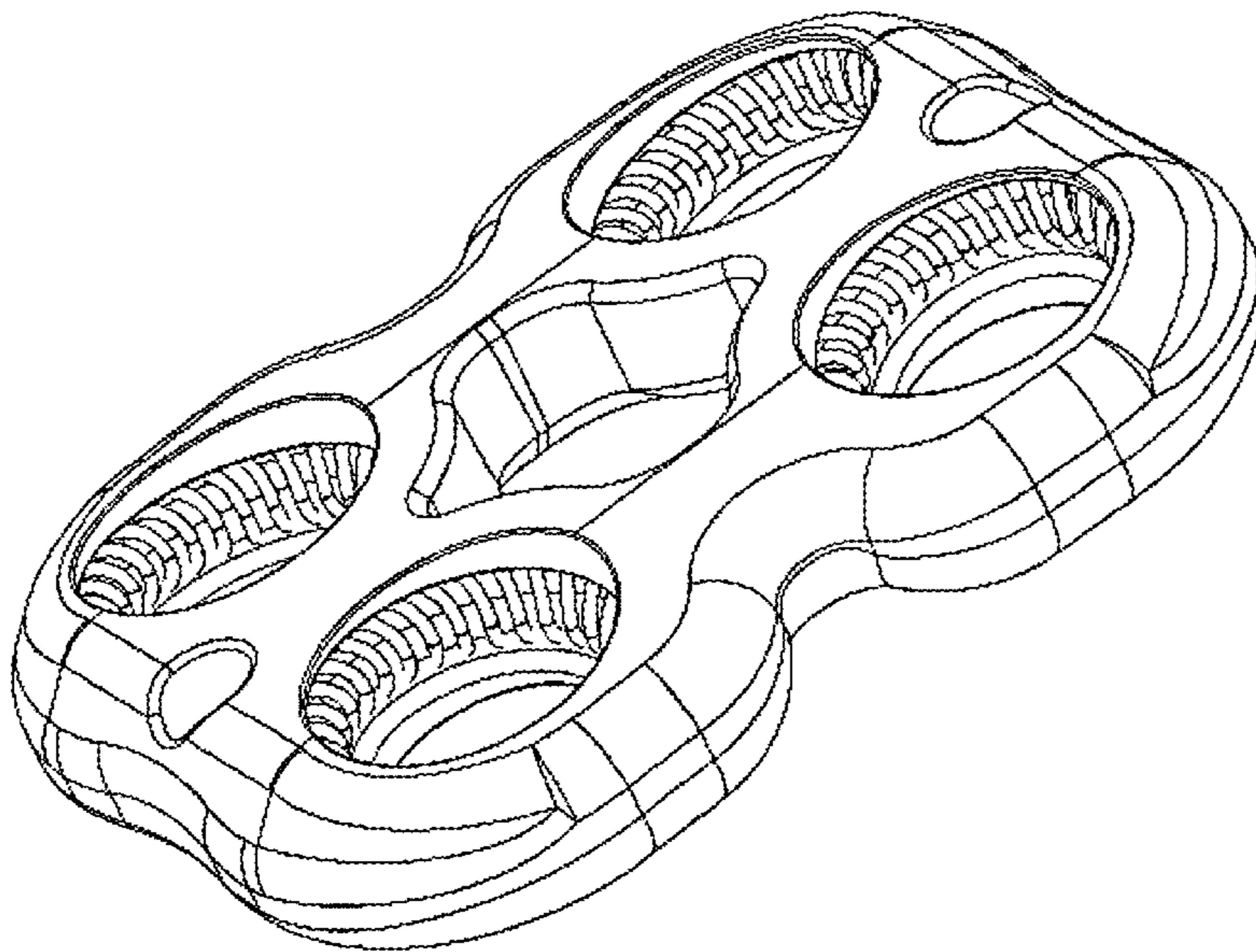


FIG. 2

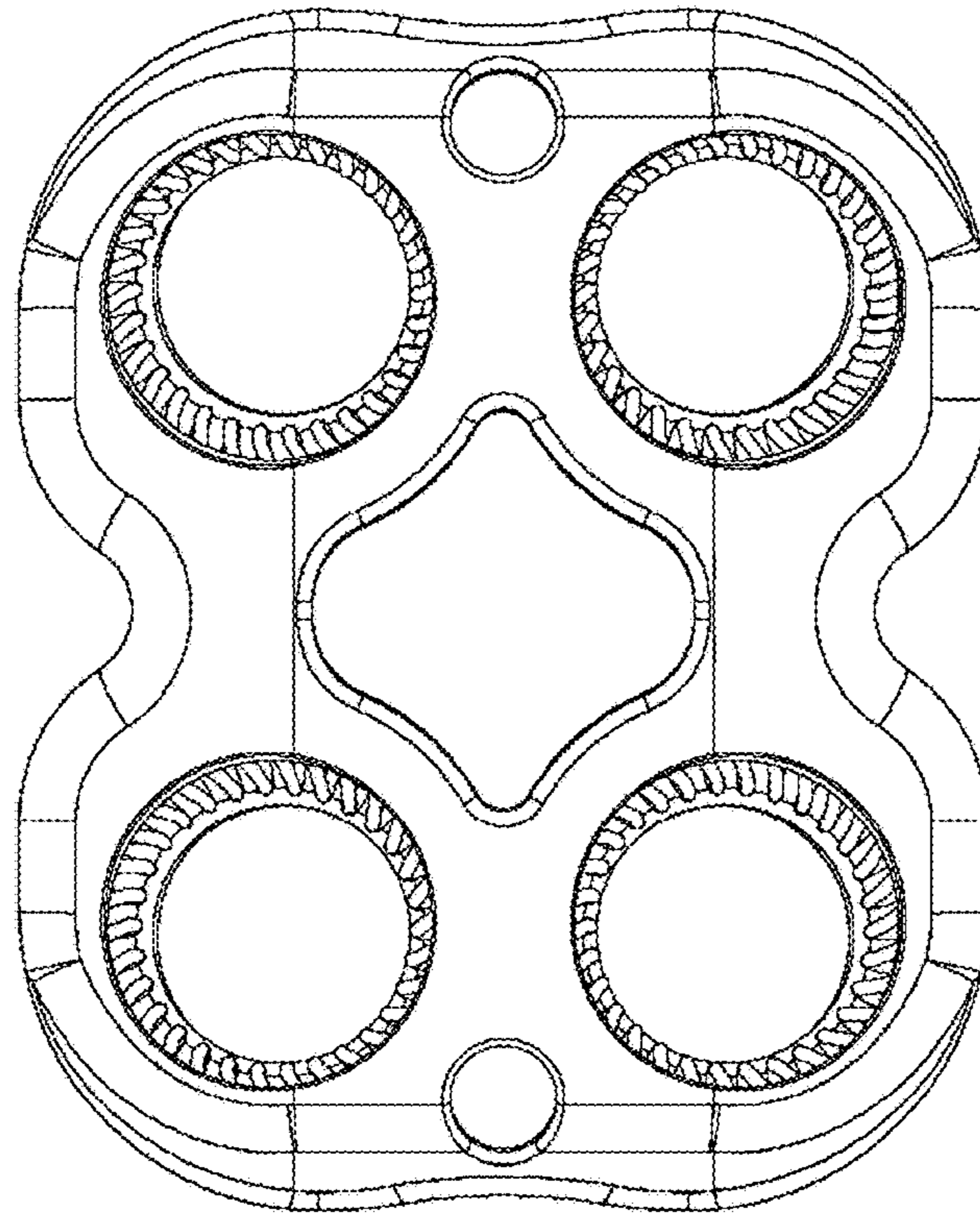


FIG. 3

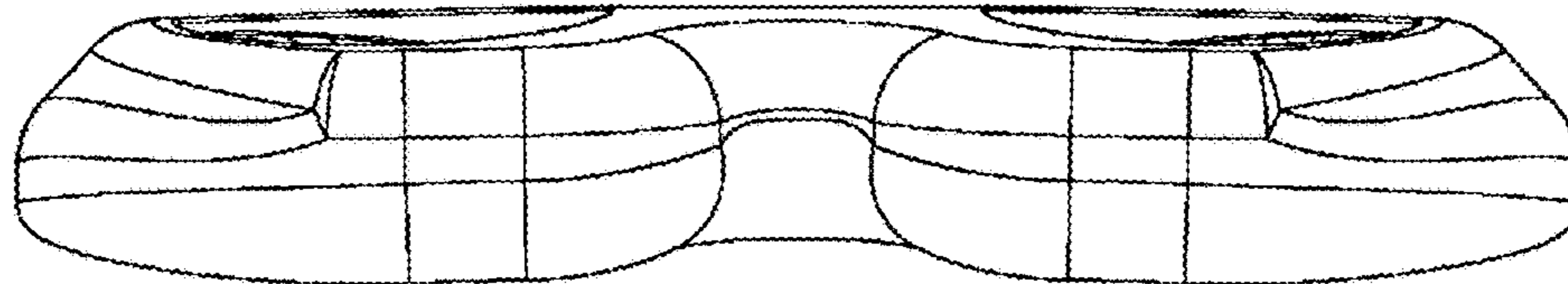


FIG. 4

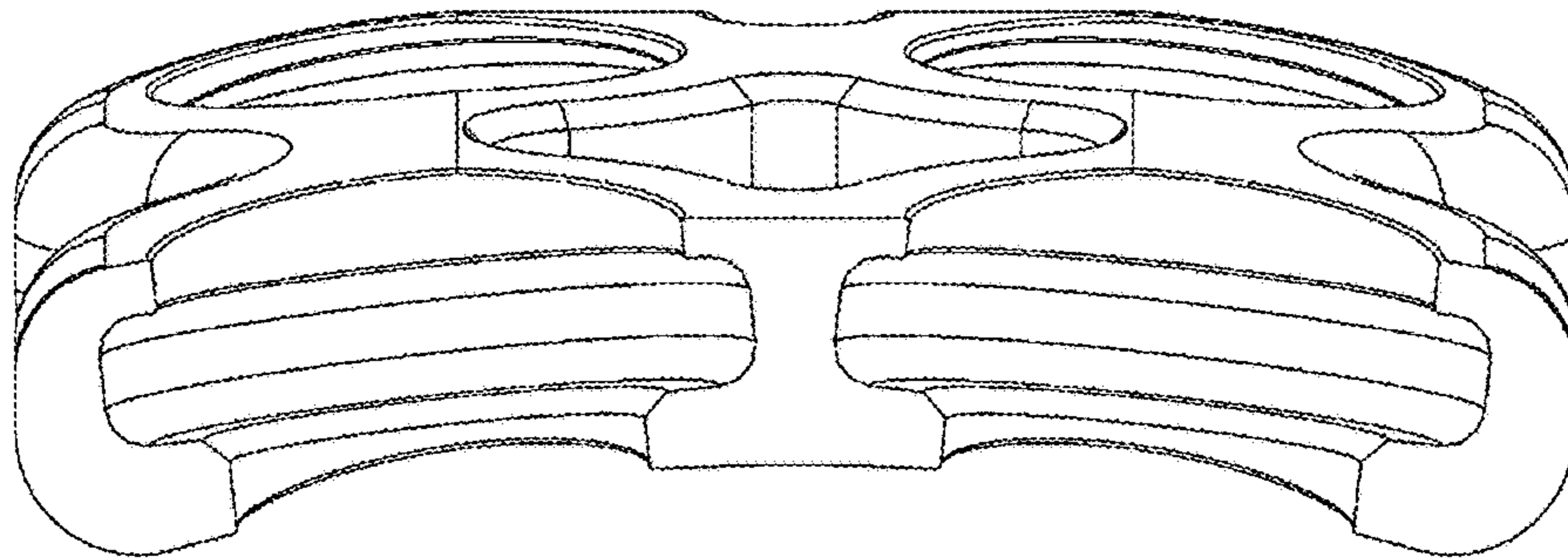


FIG. 5

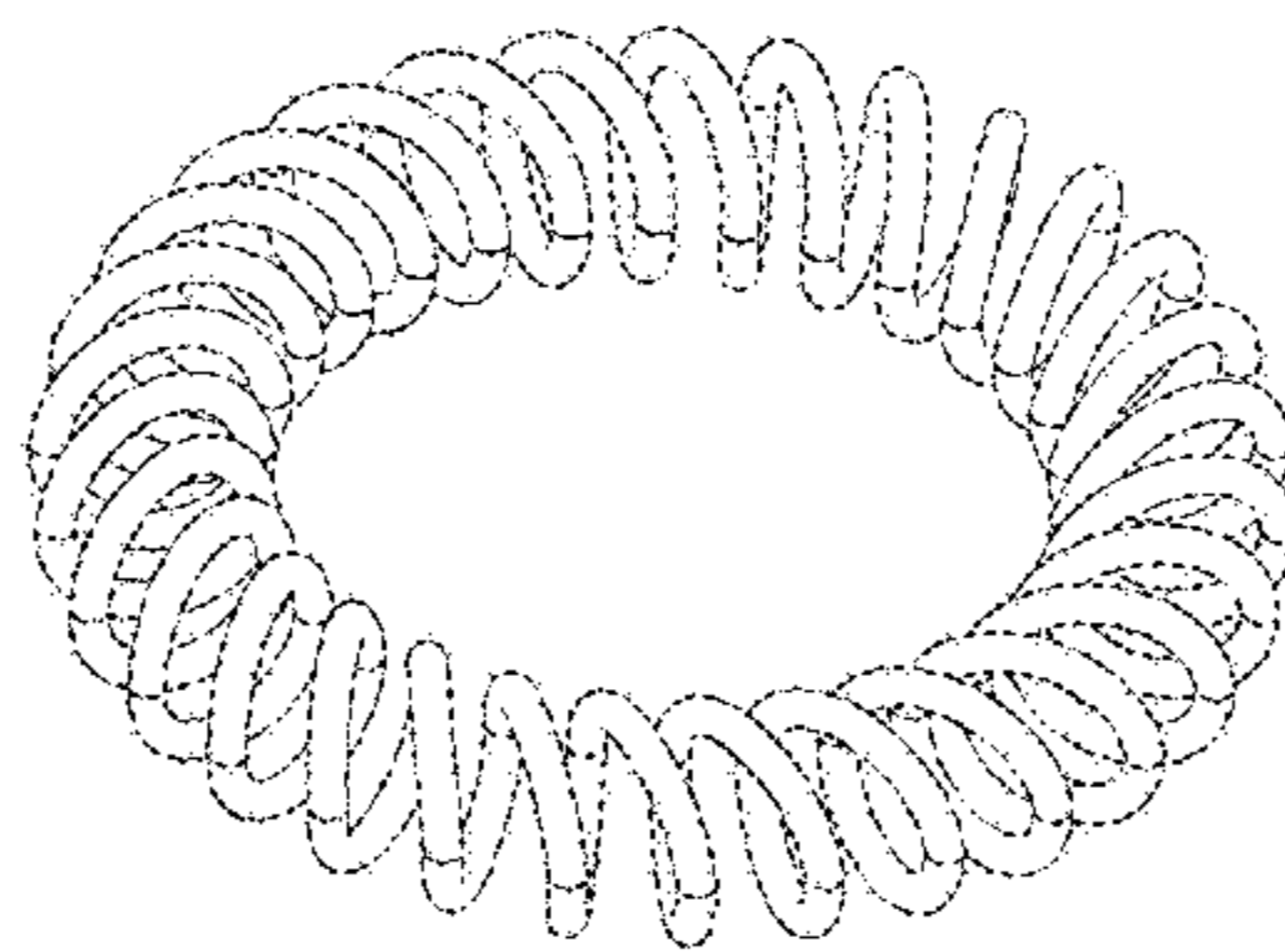


FIG. 6

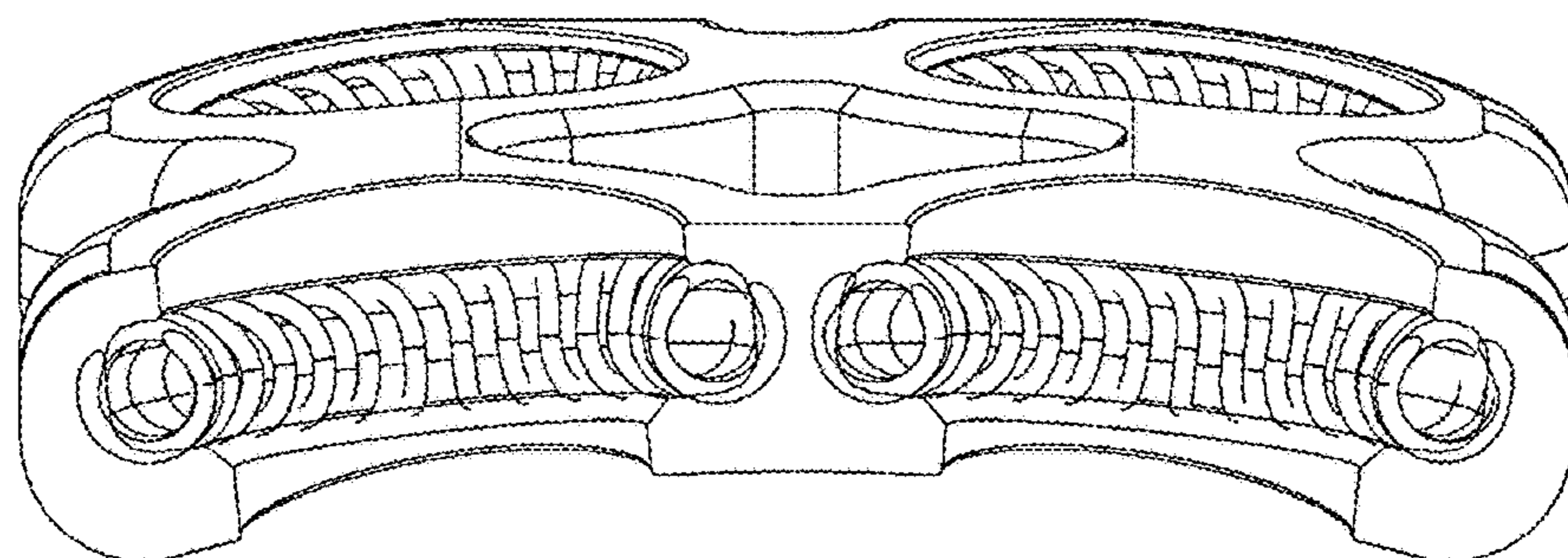


FIG. 7

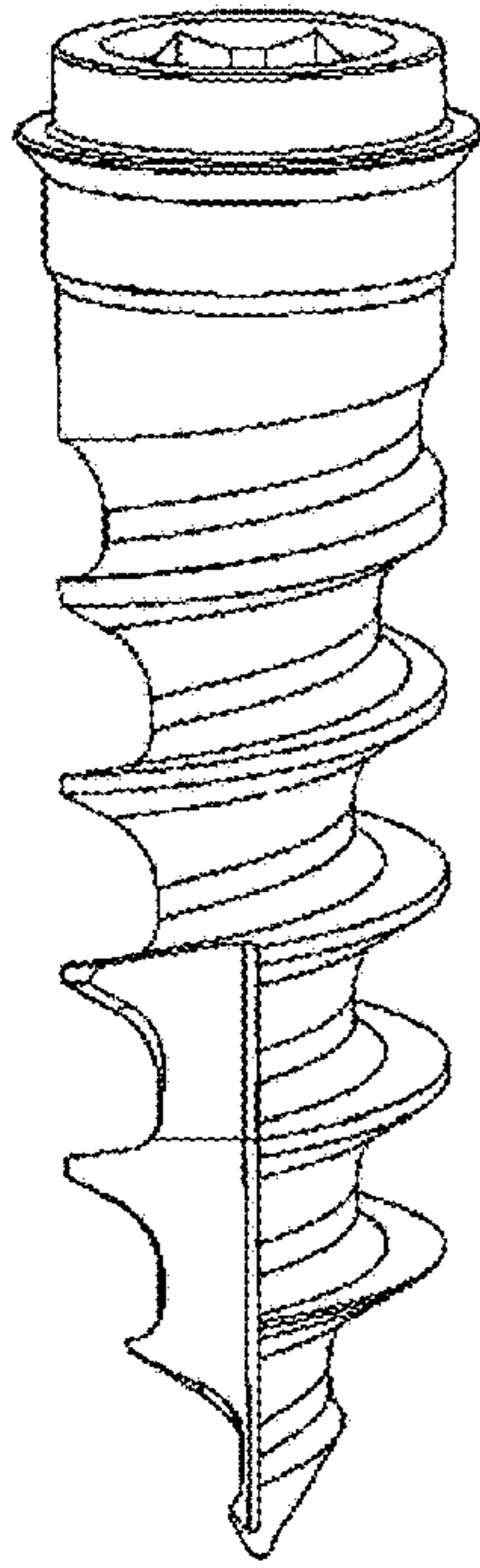


FIG. 8

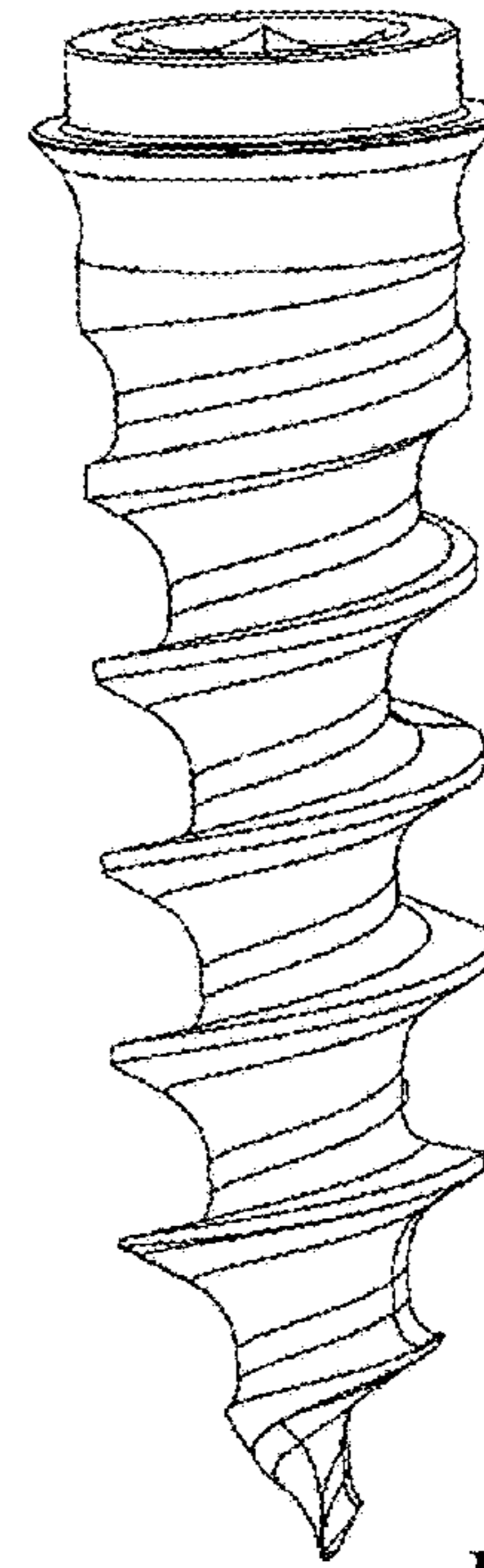


FIG. 9

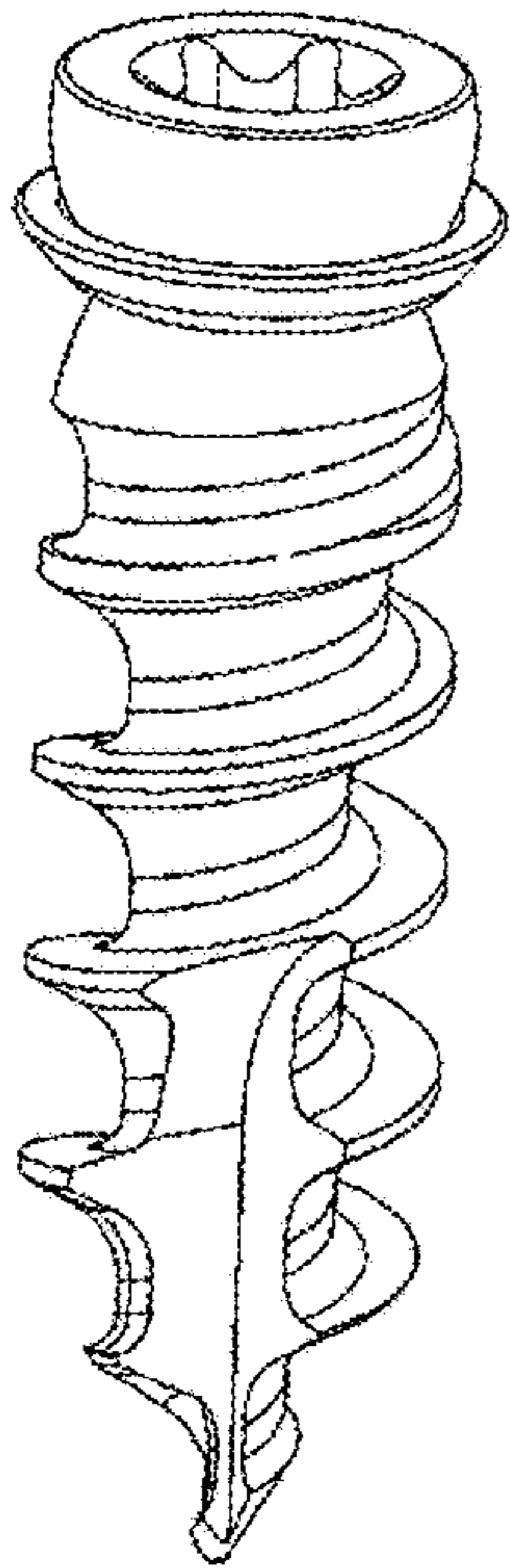


FIG. 10

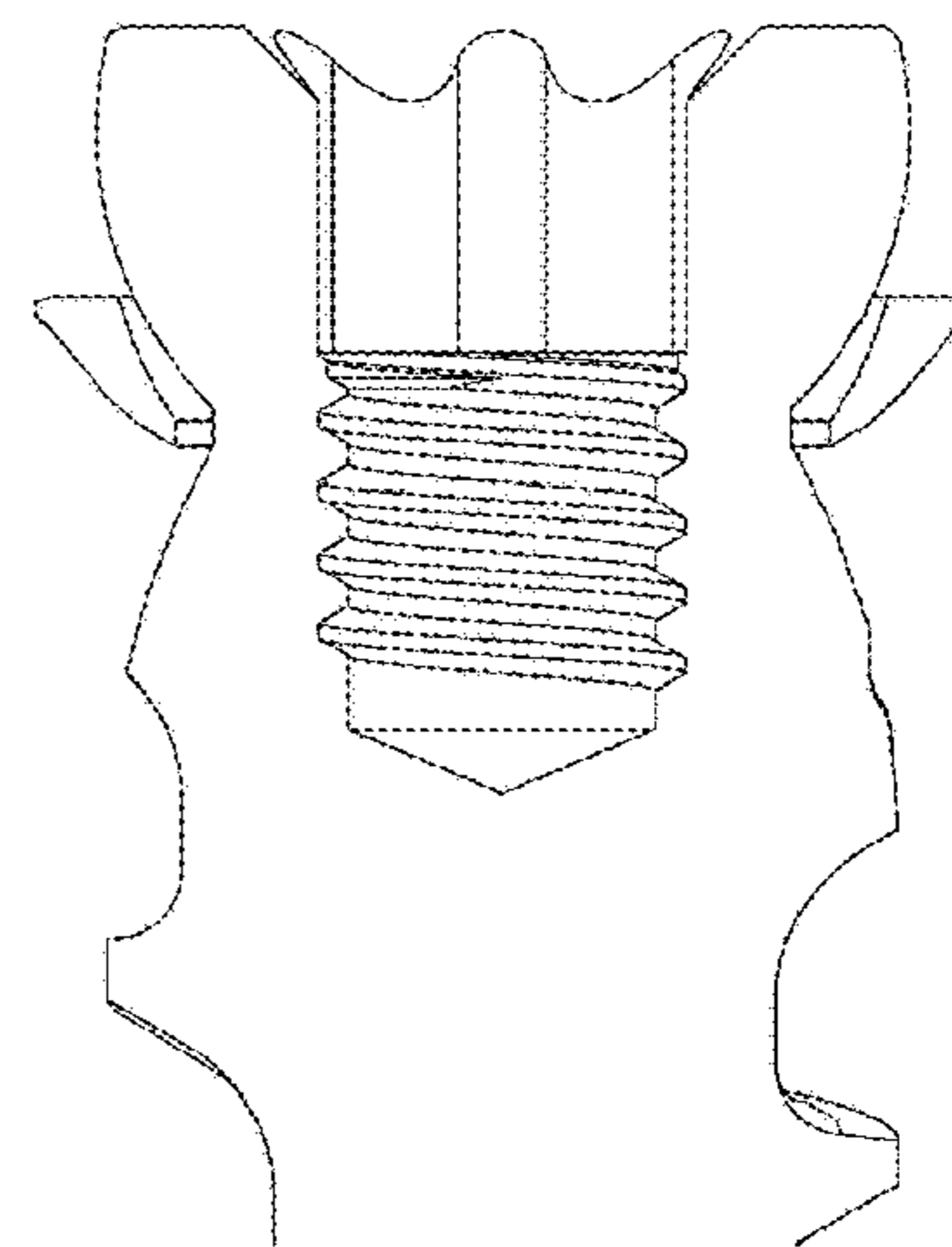


FIG. 11

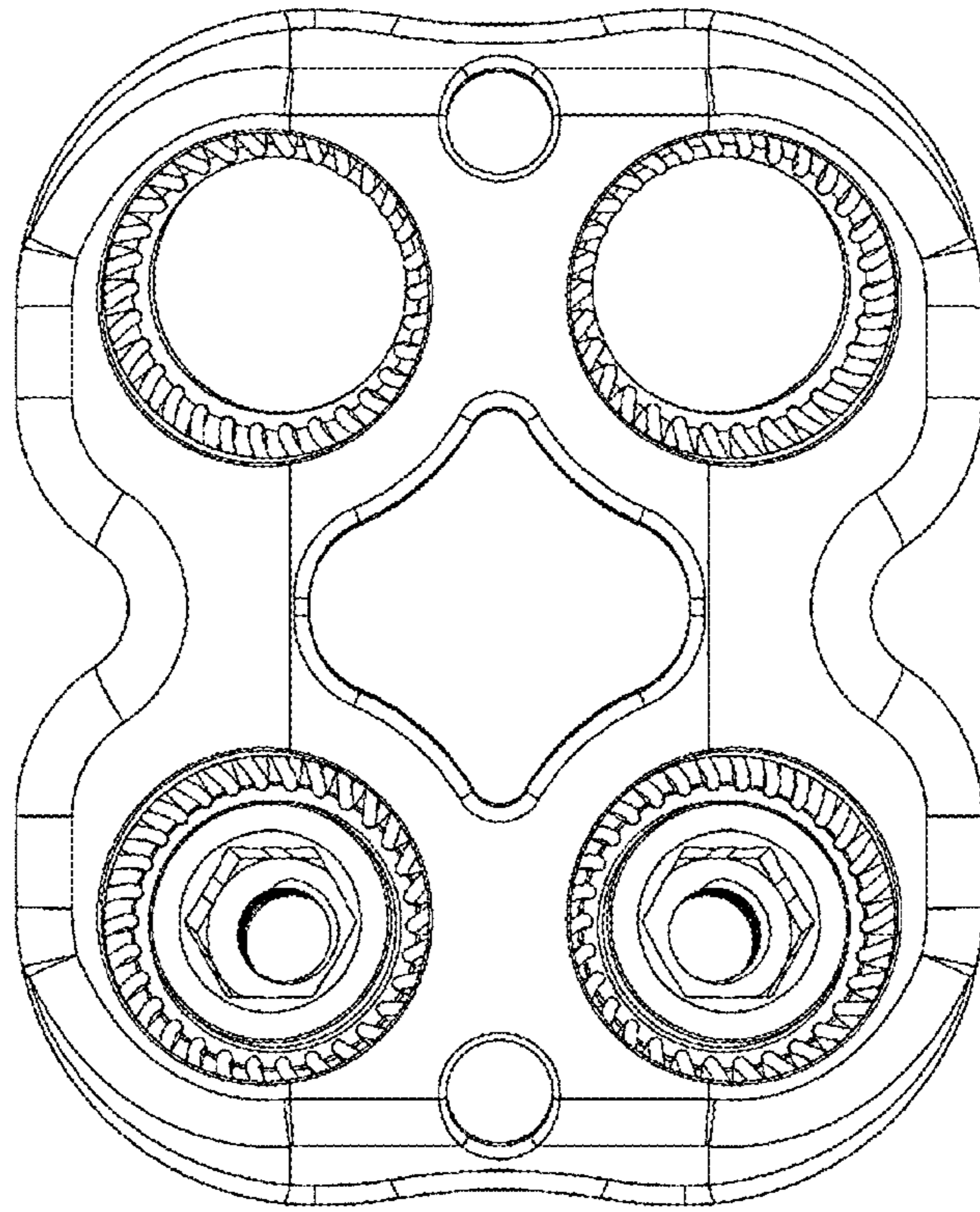


FIG. 12




FIG. 13