



US00D857867S

(12) **United States Design Patent** (10) **Patent No.:** **US D857,867 S**  
**Shin et al.** (45) **Date of Patent:** **\*\* Aug. 27, 2019**

(54) **AIR CONDITIONER**

(56) **References Cited**

(71) Applicant: **SAMSUNG ELECTRONICS CO., LTD.**, Suwon-si, Gyeonggi-do (KR)  
(72) Inventors: **Young-Sun Shin**, Seoul (KR); **Taehan Kim**, Seoul (KR); **Jinsun Park**, Seoul (KR)  
(73) Assignee: **SAMSUNG ELECTRONICS CO., LTD.**, Gyeonggi-Do (KR)

U.S. PATENT DOCUMENTS

D446,292 S 8/2001 Asakura et al.  
D450,823 S 11/2001 Kobayashi  
D465,016 S 10/2002 Nanjo et al.  
D556,879 S 12/2007 Lee  
D563,386 S \* 3/2008 Foster ..... D14/214  
D580,534 S 11/2008 Oh et al.  
D589,605 S \* 3/2009 Reedy ..... D23/388  
D670,799 S \* 11/2012 Yamana ..... D23/351

(Continued)

(\*\*) Term: **15 Years**

FOREIGN PATENT DOCUMENTS

(21) Appl. No.: **29/631,669**

KR 300309346 S 10/2002  
KR 300763595 S 10/2014  
KR 300782782 S 2/2015

(22) Filed: **Jan. 2, 2018**

*Primary Examiner* — George D. Kirschbaum  
*Assistant Examiner* — Natasha Vujcic  
(74) *Attorney, Agent, or Firm* — Cantor Colburn LLP

**Related U.S. Application Data**

(63) Continuation of application No. 29/594,359, filed on Feb. 17, 2017, now Pat. No. Des. 825,729.

(57) **CLAIM**

The ornamental design for an air conditioner, as shown and described.

(30) **Foreign Application Priority Data**

**DESCRIPTION**

Nov. 18, 2016 (KR) ..... 30-2016-0055628


(51) **LOC (12) Cl.** ..... **23-04**

(52) **U.S. Cl.**  
USPC ..... **D23/351**

(58) **Field of Classification Search**  
USPC ..... D23/333, 335, 341, 342, 351, 353, 354,  
D23/355, 356, 359, 364, 365, 370, 385,  
D23/386, 388, 393  
CPC .... F24F 1/00; F24F 1/0007; F24F 1/02; F24F  
1/08; F24F 1/42; F24F 1/56; F24F 1/60;  
F24F 3/044; F24F 3/048; F24F 3/16;  
F24F 7/00; F24F 7/04; F24F 12/001;  
F24F 12/006  
See application file for complete search history.

FIG. 1 is the front perspective view of an air conditioner showing our new design;  
FIG. 2 is the front view thereof;  
FIG. 3 is the rear view thereof;  
FIG. 4 is the left-side view thereof;  
FIG. 5 is the right-side view thereof;  
FIG. 6 is the top view thereof;  
FIG. 7 is the bottom view thereof;  
FIG. 8 is the rear perspective view thereof; and,  
FIG. 9 is the enlarged view of the encircled portion in FIG. 2.  
The broken lines illustrating portions of the air conditioner form no part of the claimed design. The dot-dash broken lines encircling portions in FIG. 2 that are illustrated in enlargements form no part of the claimed design.

**1 Claim, 6 Drawing Sheets**



(56)

**References Cited**

U.S. PATENT DOCUMENTS

D683,832	S	6/2013	Satou	
D684,246	S *	6/2013	Hong .....	D23/354
D690,801	S *	10/2013	Nakai .....	D23/351
D708,729	S *	7/2014	Platt .....	D23/365
D713,951	S *	9/2014	Jepson .....	D23/388
D722,685	S *	2/2015	Kim .....	D23/351
D739,845	S *	9/2015	Hwang .....	D14/214
D772,386	S	11/2016	Kim et al.	
D777,896	S	1/2017	Rizzi et al.	
D777,897	S *	1/2017	Rizzi .....	D23/354
D783,136	S *	4/2017	Park .....	D23/351
D787,656	S *	5/2017	Yoo .....	D23/351
D814,617	S *	4/2018	Shin .....	D23/351
D819,597	S *	6/2018	Hu .....	D14/214
D825,729	S *	8/2018	Shin .....	D23/351
D835,605	S *	12/2018	Schoolmeester .....	D14/214

\* cited by examiner

FIG. 1

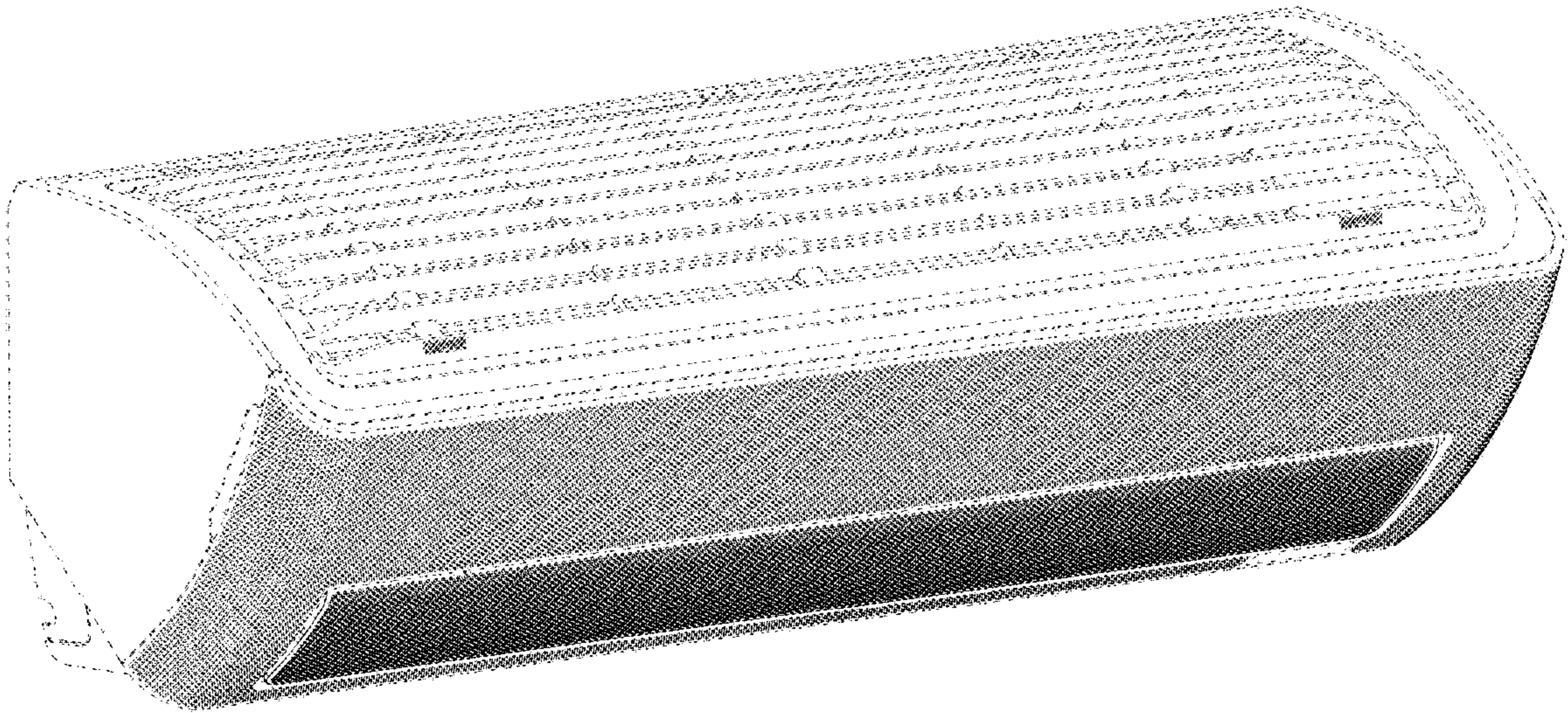


FIG. 2




FIG. 3




FIG. 4

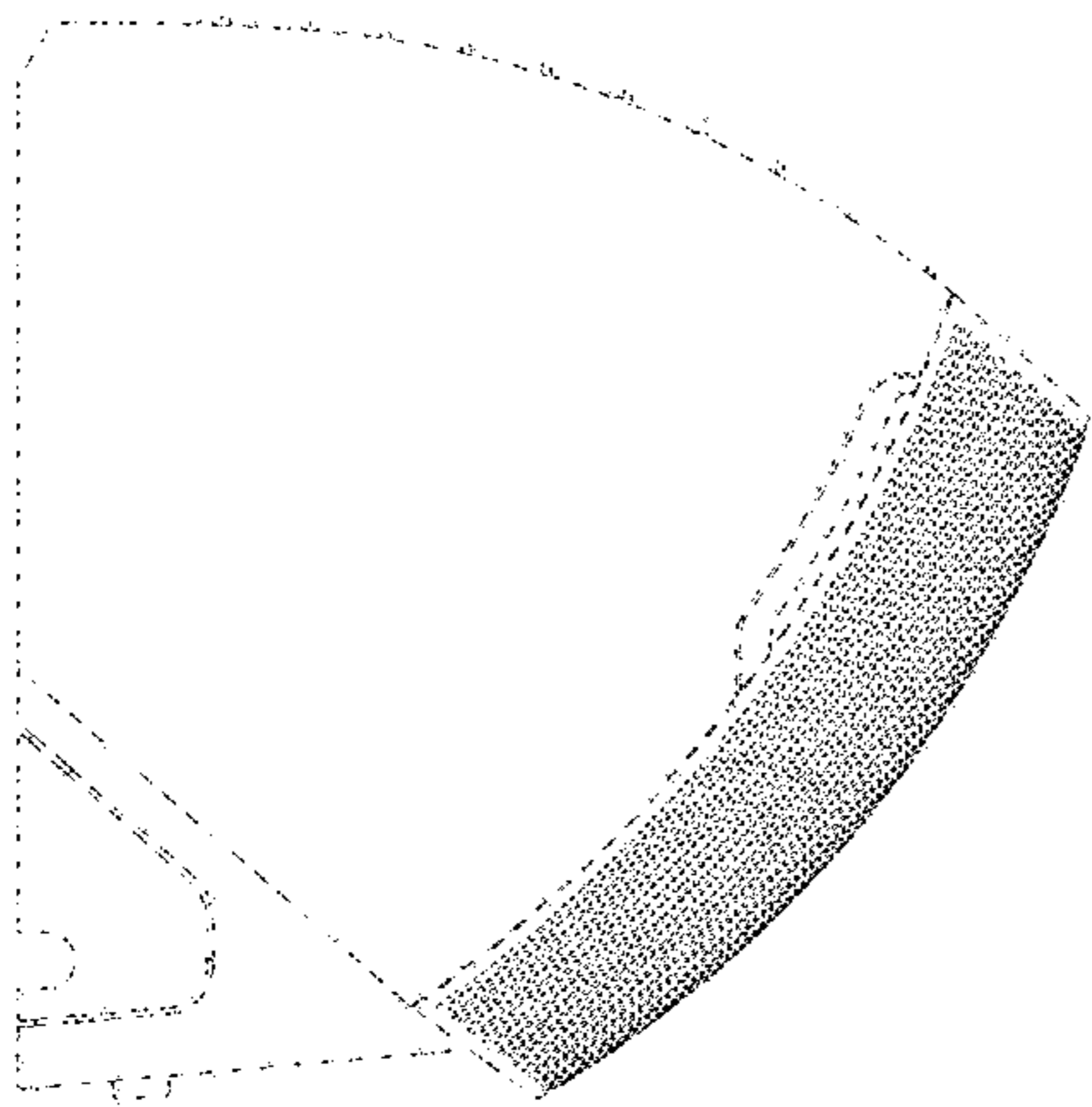


FIG. 5

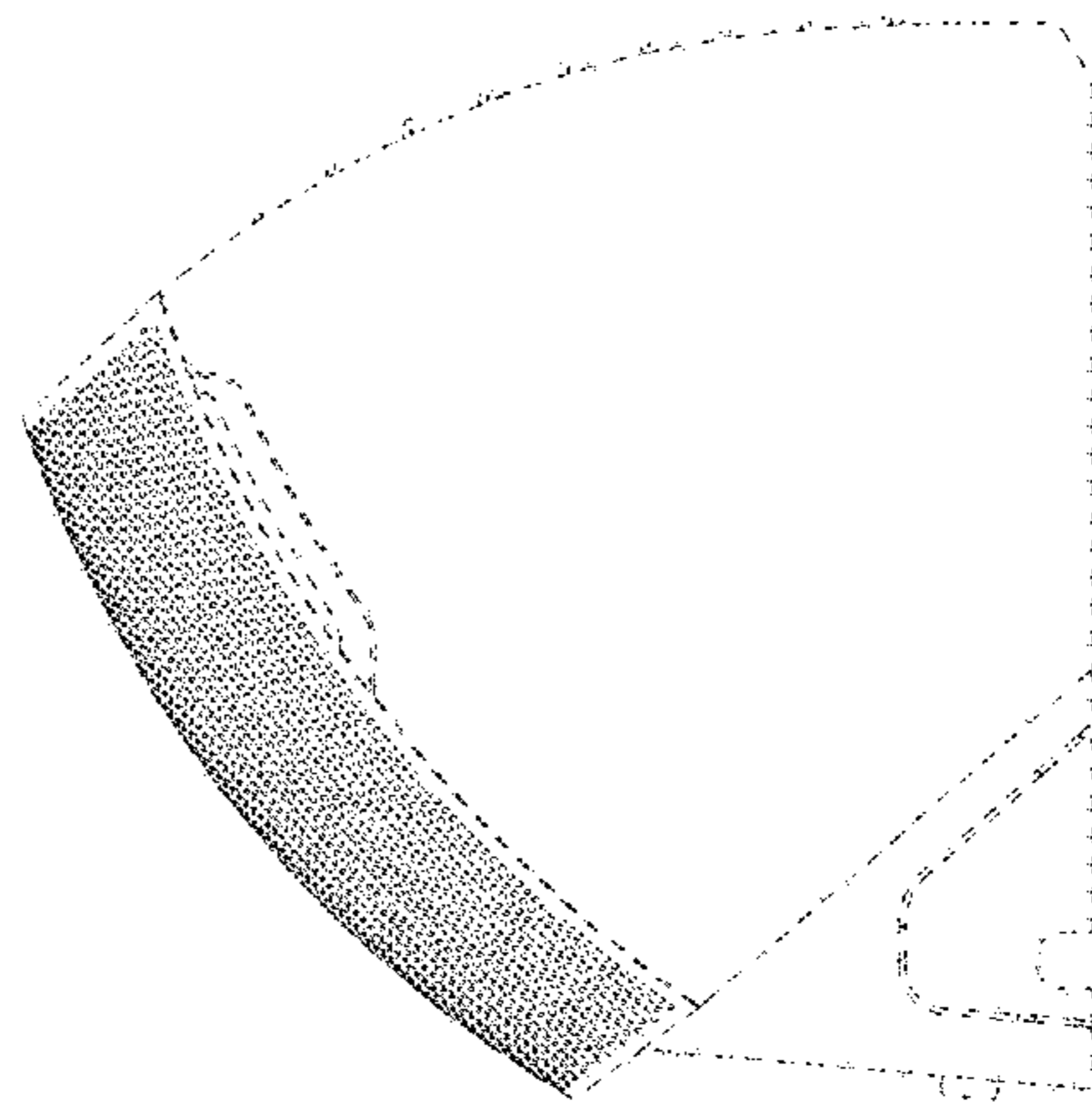


FIG. 6




FIG. 7




FIG. 8

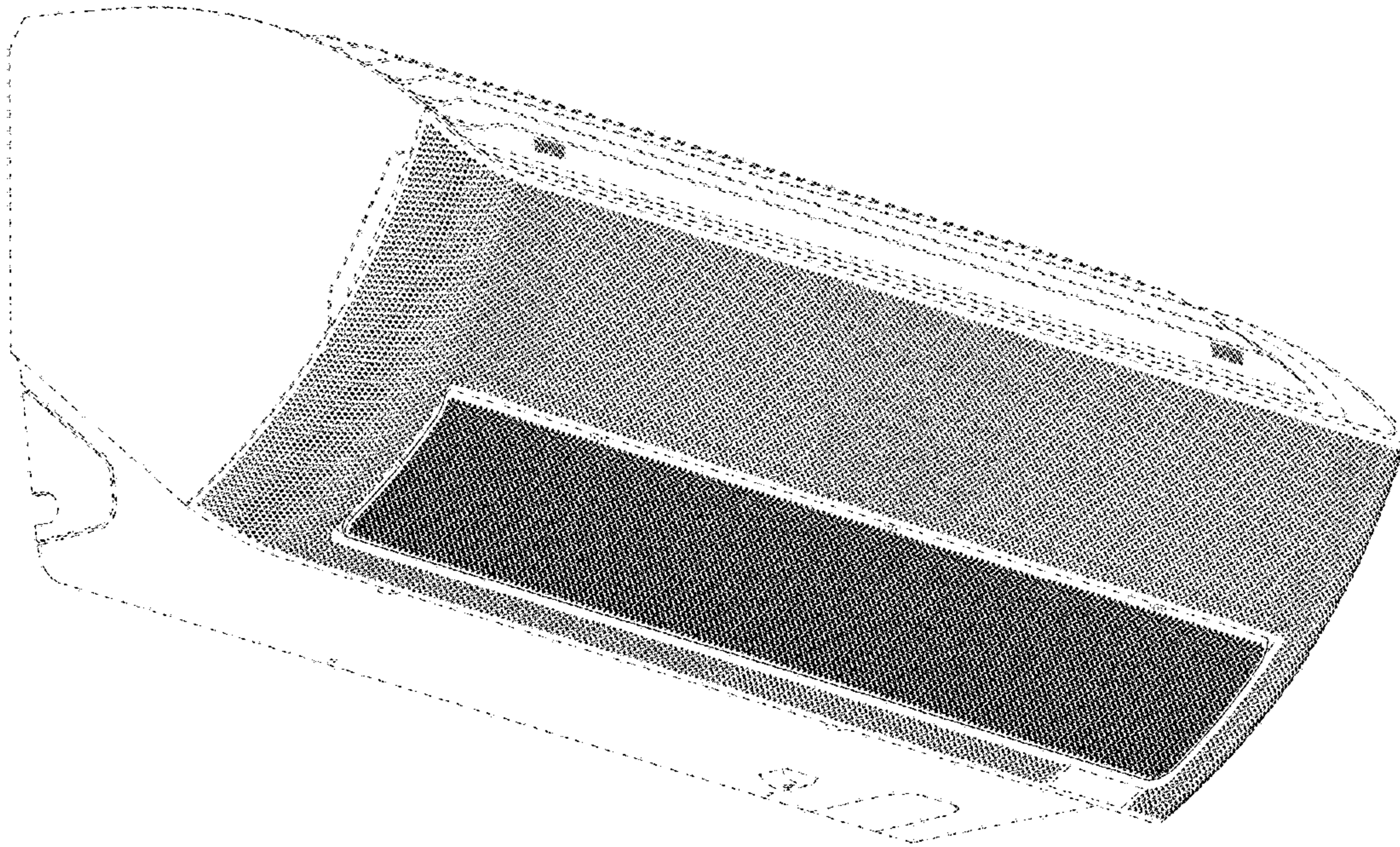


FIG. 9

