



US00D857866S

(12) **United States Design Patent**
Niki et al.

(10) **Patent No.:** **US D857,866 S**

(45) **Date of Patent:** **** Aug. 27, 2019**

(54) **OUTDOOR UNIT FOR AIR-CONDITIONER**

(71) Applicants: **Kentarou Niki**, Osaka (JP); **Yuuichi Murai**, Osaka (JP); **Mana Yamashita**, Osaka (JP)

(72) Inventors: **Kentarou Niki**, Osaka (JP); **Yuuichi Murai**, Osaka (JP); **Mana Yamashita**, Osaka (JP)

(73) Assignee: **DAIKIN INDUSTRIES LTD.**, Osaka-Shi, Osaka-Fu (JP)

(**) Term: **15 Years**

(21) Appl. No.: **29/614,913**

(22) Filed: **Aug. 24, 2017**

(30) **Foreign Application Priority Data**

Mar. 31, 2017 (JP) 2017-006931

(51) **LOC (12) Cl.** **23-04**

(52) **U.S. Cl.**
USPC **D23/351**

(58) **Field of Classification Search**
USPC D23/333, 335, 341, 342, 351, 353, 354,
D23/355, 356, 359, 364, 365, 370, 385,
D23/386, 388, 393

CPC F24F 1/00; F24F 1/0007; F24F 1/02; F24F
1/08; F24F 1/42; F24F 1/56; F24F 1/60;
F24F 3/044; F24F 3/048; F24F 3/16;
F24F 7/00; F24F 7/04; F24F 12/001;
F24F 12/006

See application file for complete search history.

(56) **References Cited**

U.S. PATENT DOCUMENTS

D508,118 S * 8/2005 Motonishi D23/351
D540,452 S * 4/2007 Narayanamurthy D23/351

D604,822 S * 11/2009 Lee D23/351
D607,981 S * 1/2010 Yamaguchi D23/351
D629,878 S * 12/2010 Kaiser D23/351
D705,410 S * 5/2014 Terao D23/364
D758,309 S * 6/2016 Terada D13/112
D777,893 S * 1/2017 Kato D23/351
D799,016 S * 10/2017 Su D23/364
D804,000 S * 11/2017 Nomura D23/351
D814,002 S * 3/2018 Morikawa D23/351
D814,003 S * 3/2018 Morikawa D23/351
D814,004 S * 3/2018 Morikawa D23/351
D814,005 S * 3/2018 Morikawa D23/351

* cited by examiner

Primary Examiner — Natasha Vujcic

(74) *Attorney, Agent, or Firm* — Manabu Kanesaka

(57) **CLAIM**

The ornamental design for outdoor unit for air-conditioner, as shown and described.

DESCRIPTION

FIG. 1 is a perspective view of an outdoor unit for air-conditioner showing our new design;
FIG. 2 is a front view thereof;
FIG. 3 is a rear view thereof;
FIG. 4 is a plan view thereof;
FIG. 5 is a bottom view thereof;
FIG. 6 is a left side view thereof;
FIG. 7 is a right side view thereof; and,
FIG. 8 is a cross-sectional view thereof along the line 8-8 in FIG. 2.

The broken lines depict portions of the outdoor unit for air-conditioner that form no part of claimed design.

1 Claim, 4 Drawing Sheets

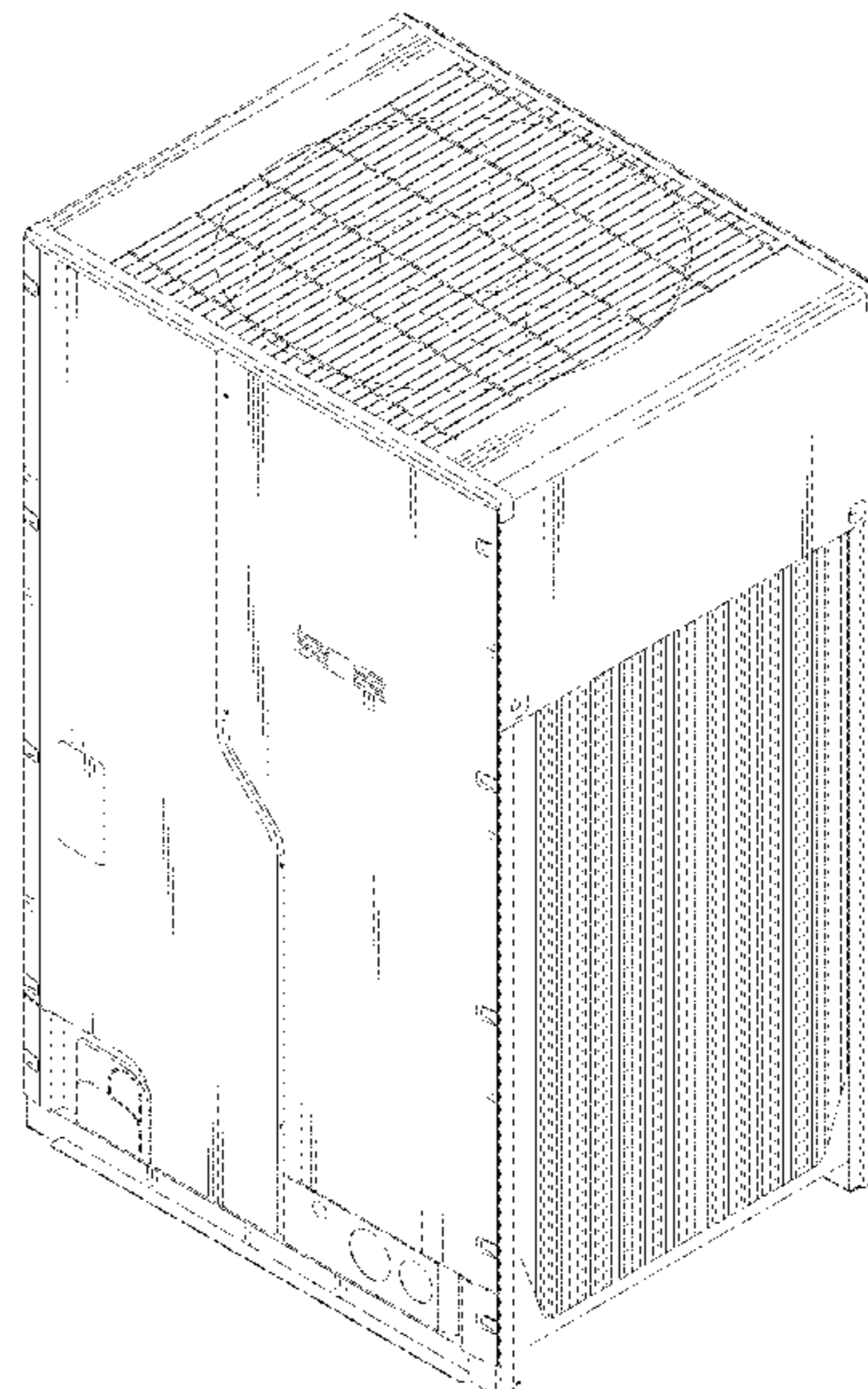
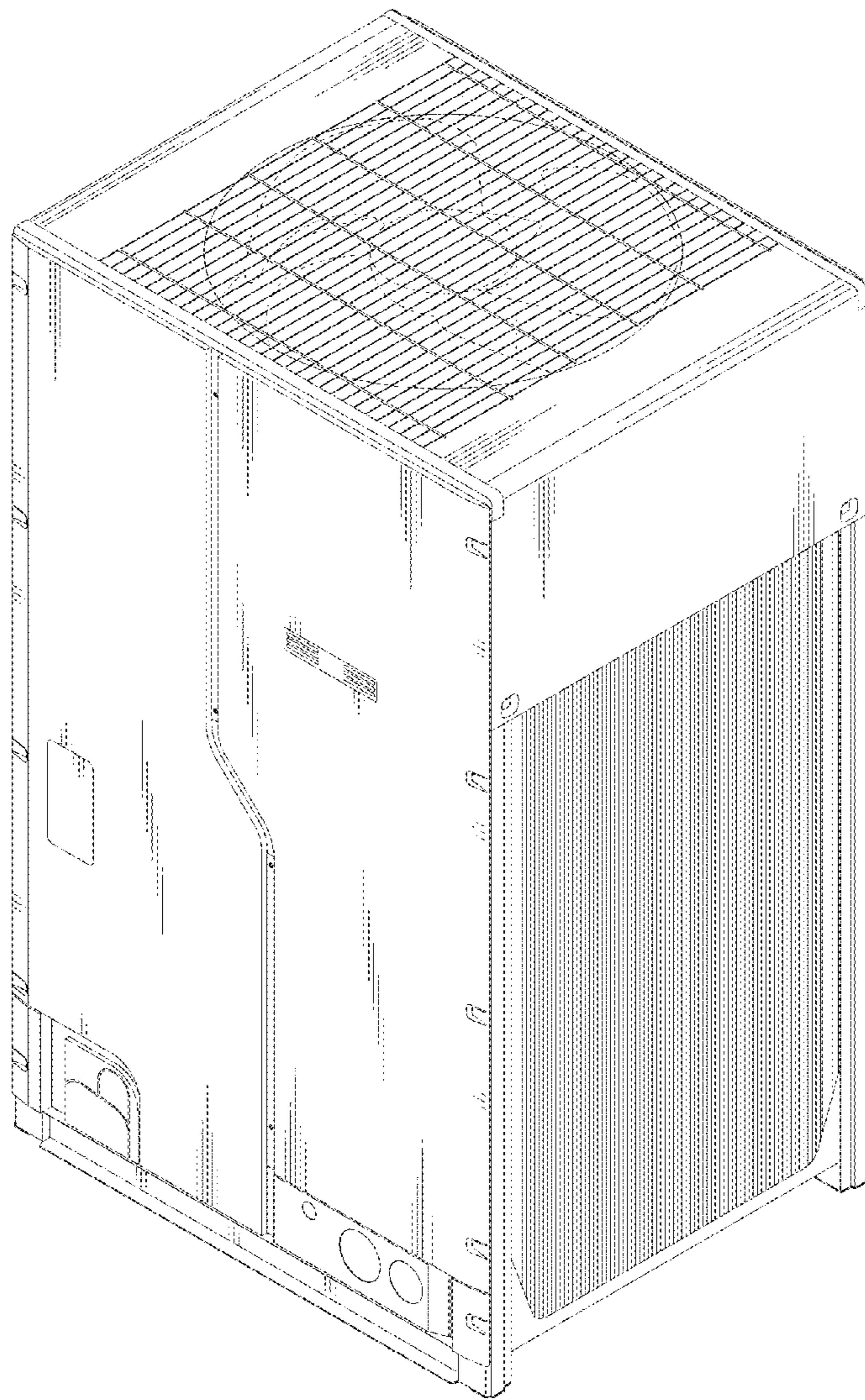


Fig. 1



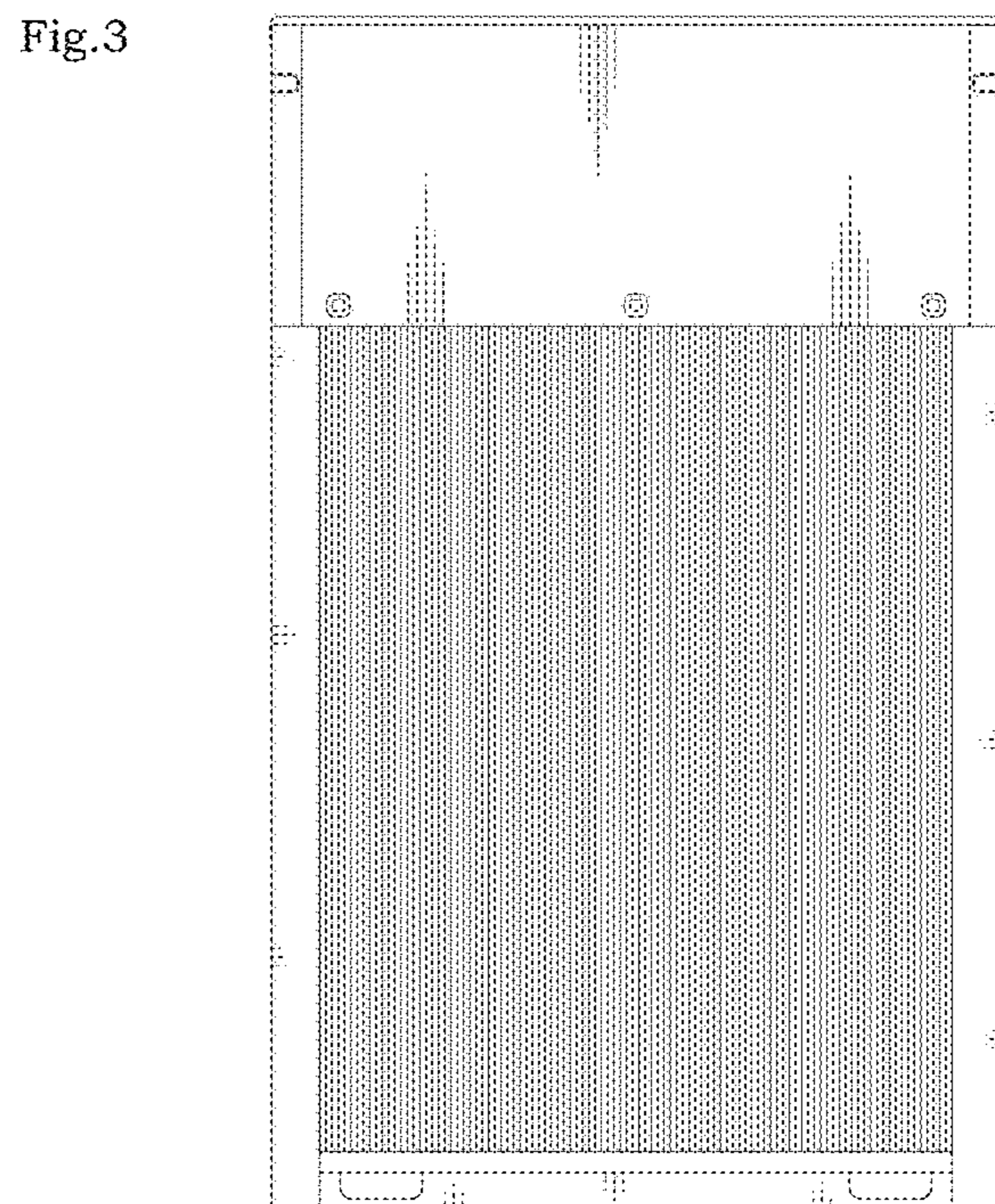
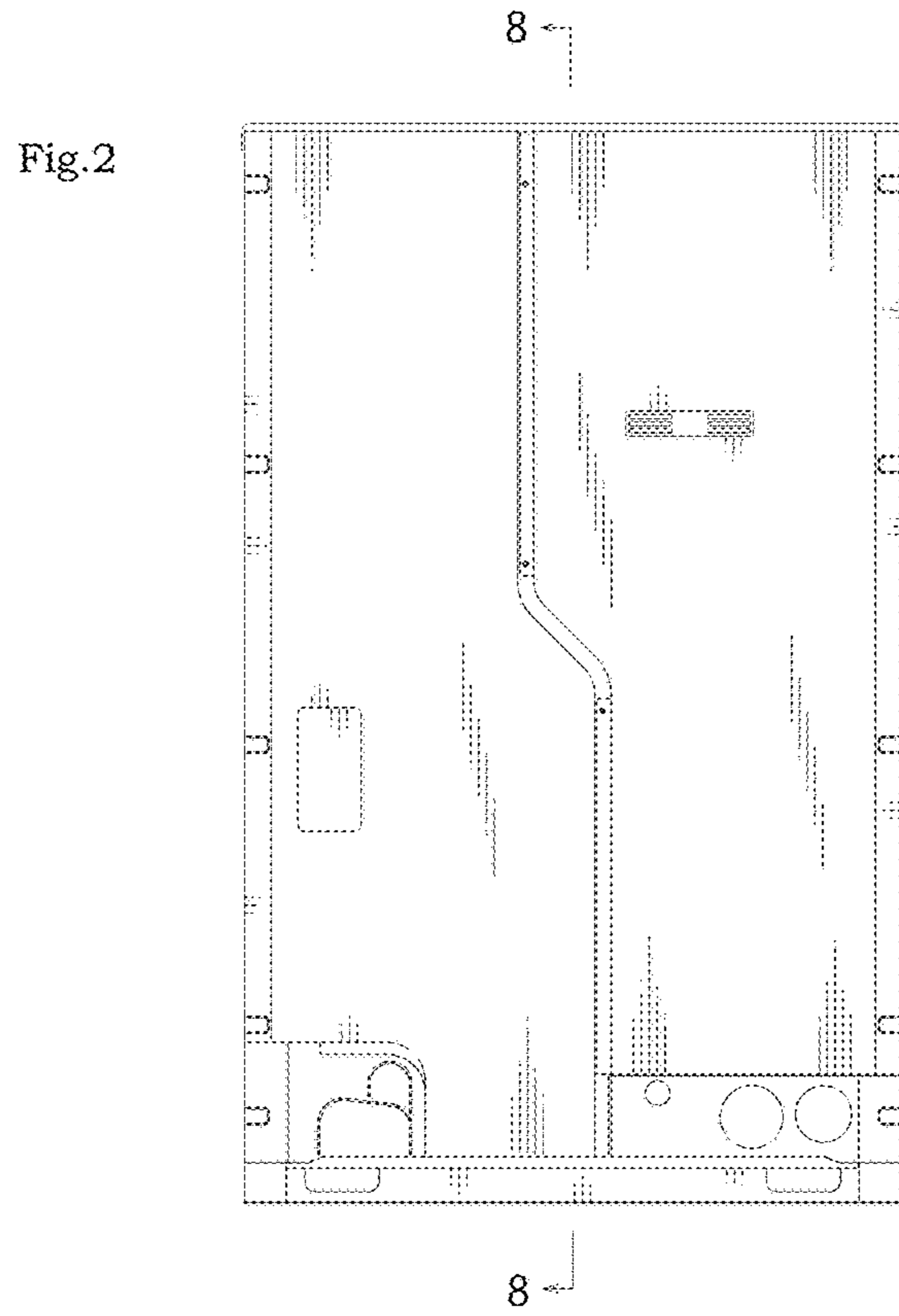


Fig.4

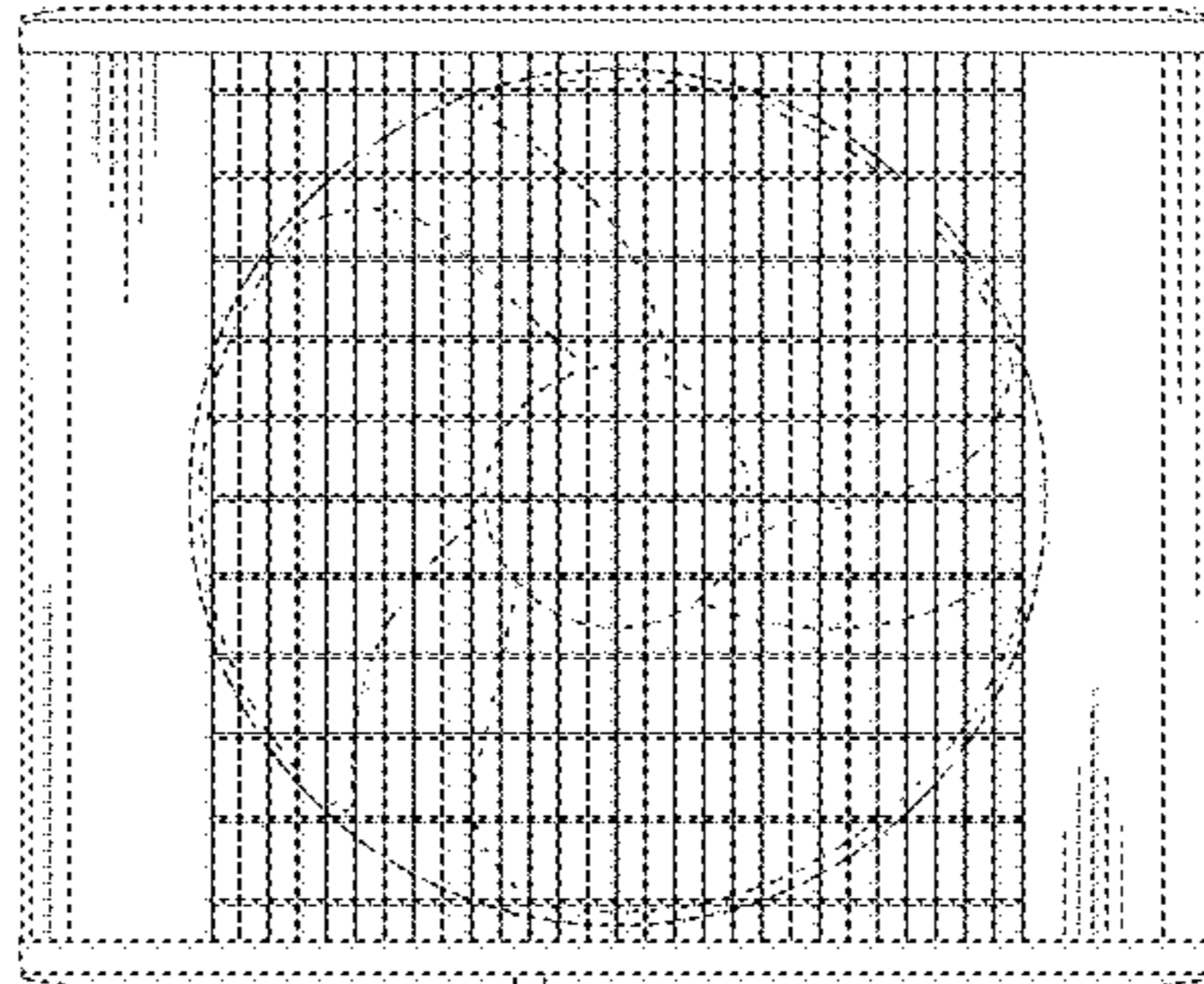


Fig.5




Fig.6




Fig.7




Fig.8

