



US00D857864S

(12) **United States Design Patent** (10) **Patent No.:** **US D857,864 S**  
**Inovero** (45) **Date of Patent:** **\*\* \*Aug. 27, 2019**

- (54) **DECORATIVE FIRE TABLE**
- (71) Applicant: **Bond Manufacturing Co., Inc.**,  
Antioch, CA (US)
- (72) Inventor: **Trisha Inovero**, Caloocan (PH)
- (73) Assignee: **Bond Manufacturing Co., Inc.**,  
Antioch, CA (US)
- (\*) Notice: This patent is subject to a terminal disclaimer.
- (\*\*) Term: **15 Years**
- (21) Appl. No.: **29/655,362**
- (22) Filed: **Jul. 2, 2018**

**Related U.S. Application Data**

- (63) Continuation of application No. 29/605,870, filed on May 31, 2017, now Pat. No. Des. 822,187.
- (51) **LOC (12) Cl.** ..... **23-03**
- (52) **U.S. Cl.**  
USPC ..... **D23/332**
- (58) **Field of Classification Search**  
USPC ..... D23/314, 317, 329, 332, 334, 335, 337,  
D23/338, 339, 340, 341, 342, 343;  
(Continued)

(56) **References Cited**

**U.S. PATENT DOCUMENTS**

- 3,491,744 A 1/1970 Kohorn, Jr.
  - 3,623,458 A 11/1971 Block
- (Continued)

**OTHER PUBLICATIONS**

Gasmate Catalog, Gasmate, the outdoors made easy, Heating & Lighting, www.gasmate.co.nz, 2013-2014, 20 pages.

*Primary Examiner* — Michelle E. Wilson  
*Assistant Examiner* — Ania Aman  
(74) *Attorney, Agent, or Firm* — Weide & Miller, Ltd.

(57) **CLAIM**

The ornamental design for a decorative fire table, as shown and described.

**DESCRIPTION**

The patent or application file contains at least one drawing executed in color. Copies of this patent or patent application publication with color drawing(s) will be provided by the Office upon request and payment of the necessary fee.

FIG. 1 is a perspective view of a decorative fire table showing top, front, and right sides the new design.

FIG. 2 is a perspective view showing top and rear sides of the design shown in FIG. 1.

FIG. 3 is a perspective view showing top and rear sides of the design shown in FIG. 1 in another environment of use.

FIG. 4 is a perspective view showing top and left sides of the design shown in FIG. 1.

FIG. 5 is a perspective view showing top and left sides of the design shown in FIG. 1 in another environment of use.

FIG. 6 is a perspective view showing top and right sides of the design shown in FIG. 1.


FIG. 7 is a perspective view showing top and right sides of the design shown in FIG. 1 in another environment of use.

FIG. 8 is a perspective view showing top, front, and right sides of the design shown in FIG. 1 in another environment of use; and,

FIG. 9 is a perspective view showing top, front, and right sides of the design shown in FIG. 1 in another environment of use.

The bottom is flat and devoid of ornamentation.

**1 Claim, 9 Drawing Sheets**  
**(9 of 9 Drawing Sheet(s) Filed in Color)**



# US D857,864 S

Page 2

(58) **Field of Classification Search**

USPC ..... D6/686, 699.2, 671, 677, 687, 690, 691,  
D6/691.1, 691.2, 691.3, 691.4, 691.5,  
D6/693, 68, 691.9, 695, 695.2, 698, 703;  
D7/403, 333  
CPC ..... F24B 1/18; F24B 1/1802; F24B 1/181;  
F24B 1/195; F24B 1/19; F23C 1/08;  
A47B 37/04; A47B 13/081; F23D 14/28;  
F24C 5/06

See application file for complete search history.

(56) **References Cited**

U.S. PATENT DOCUMENTS

D304,396 S \* 11/1989 Pitchersky ..... D6/688.27  
6,609,514 B1 \* 8/2003 Bertolas ..... F24B 1/1808  
126/519

7,799,102 B2 \* 9/2010 Weinberger ..... F23D 5/04  
431/356  
D677,076 S \* 3/2013 Olson ..... D6/675  
D694,395 S 11/2013 Lowsky  
D771,396 S \* 11/2016 Mandon ..... D6/349  
9,612,022 B2 \* 4/2017 Chiang ..... F24C 15/2035  
D785,991 S 5/2017 Price  
9,651,246 B2 \* 5/2017 Chen ..... F23D 3/22  
D805,171 S \* 12/2017 Hrydovyy ..... D23/343  
D805,311 S 12/2017 Mandon  
D810,792 S \* 2/2018 Price ..... D15/81  
2008/0308645 A1 \* 12/2008 Presley ..... B05B 17/08  
239/17  
2014/0174427 A1 \* 6/2014 Yuen ..... A47J 37/0781  
126/25 R  
2016/0123335 A1 5/2016 Molnar, IV  
2017/0030584 A1 \* 2/2017 Mueller ..... F24C 1/16  
2017/0261210 A1 \* 9/2017 Harris ..... F24C 3/022

\* cited by examiner





FIG. 1






FIG. 2





FIG. 3






FIG. 4






FIG. 5






FIG. 6






FIG. 7





FIG. 8





FIG. 9