



US00D857863S

(12) **United States Design Patent** (10) **Patent No.:** **US D857,863 S**
Pontillas (45) **Date of Patent:** **** *Aug. 27, 2019**

- (54) **DECORATIVE FIRE TABLE** D304,396 S * 11/1989 Pitchersky D6/688.27
- (71) Applicant: **Bond Manufacturing Co., Inc.,** 6,609,514 B1 * 8/2003 Bertolas F24B 1/1808
Antioch, CA (US) 126/519
- (72) Inventor: **Lawrence Anthony Pontillas,** Manila 7,799,102 B2 * 9/2010 Weinberger F23D 5/04
(PH) 431/356
- (73) Assignee: **Bond Manufacturing Co., Inc.,** D677,076 S * 3/2013 Olson D6/675
Antioch, CA (US) D694,395 S 11/2013 Lowsky
D771,396 S * 11/2016 Mandon D6/349
9,612,022 B2 * 4/2017 Chiang F24C 15/2035
(Continued)

- (*) Notice: This patent is subject to a terminal disclaimer.
- (**) Term: **15 Years**
- (21) Appl. No.: **29/655,338**
- (22) Filed: **Jul. 2, 2018**

Related U.S. Application Data

- (63) Continuation of application No. 29/605,825, filed on May 30, 2017, now Pat. No. Des. 822,185.
- (51) **LOC (12) Cl.** **23-03**
- (52) **U.S. Cl.**
USPC **D23/332**
- (58) **Field of Classification Search**
USPC D23/314, 317, 329, 332, 334, 335, 337,
D23/338, 339, 340, 341, 342, 343;
D6/686, 699.2, 671, 677, 687, 690, 691,
D6/691.1, 691.2, 691.3, 691.4, 691.5,
D6/693, 68, 691.9, 695, 695.2, 698, 703;
D7/403, 333
CPC F24B 1/18; F24B 1/1802; F24B 1/181;
F24B 1/195; F24B 1/19; F23C 1/08;
A47B 37/04; A47B 13/081; F23D 14/28;
F24C 5/06
See application file for complete search history.

(56) **References Cited**

U.S. PATENT DOCUMENTS

- 3,491,744 A 1/1970 Kohorn, Jr.
- 3,623,458 A 11/1971 Block

OTHER PUBLICATIONS

Gasmate Catalog, Gasmate, the outdoors made easy, Heating & Lighting, www.gasmate.co.nz, 2013-2014, 20 pages.

Primary Examiner — Michelle E. Wilson

Assistant Examiner — Ania Aman

(74) *Attorney, Agent, or Firm* — Weide & Miller, Ltd.

(57) **CLAIM**

The ornamental design for a decorative fire table, as shown and described.

DESCRIPTION

The patent or application file contains at least one drawing executed in color. Copies of this patent or patent application publication with color drawing(s) will be provided by the Office upon request and payment of the necessary fee.

FIG. 1 is a perspective view of a decorative fire table showing top, rear, and right sides of the new design.


FIG. 2 is a perspective showing top, front, and left sides of the design of FIG. 1 in another environment of use.

FIG. 3 is a perspective view showing top and rear sides of the design shown in FIG. 1; and,

FIG. 4 is a perspective view showing top and right sides of the design shown in FIG. 1.

The bottom is flat and devoid of ornamentation.

1 Claim, 4 Drawing Sheets
(4 of 4 Drawing Sheet(s) Filed in Color)



(56)

References Cited

U.S. PATENT DOCUMENTS

D785,991	S	5/2017	Price	
9,651,246	B2 *	5/2017	Chen F23D 3/22
D804,872	S	12/2017	Price	
D805,171	S *	12/2017	Hrydovyy D23/343
D805,311	S	12/2017	Mandon	
D805,332	S	12/2017	Price	
D810,792	S *	2/2018	Price D15/81
2008/0308645	A1 *	12/2008	Presley B05B 17/08 239/17
2010/0062382	A1	3/2010	Stachowski	
2014/0174427	A1 *	6/2014	Yuen A47J 37/0781 126/25 R
2017/0030584	A1 *	2/2017	Mueller F24C 1/16
2017/0261210	A1 *	9/2017	Harris F24C 3/022

* cited by examiner




FIG. 1




FIG. 2




FIG. 3



FIG. 4