



US00D857836S

(12) **United States Design Patent** (10) **Patent No.:** **US D857,836 S**  
**Belock** (45) **Date of Patent:** **\*\* Aug. 27, 2019**

(54) **CORK FISHING ROD HANDLE**  
(71) Applicant: **Michael William Belock**, North Clarendon, VT (US)  
(72) Inventor: **Michael William Belock**, North Clarendon, VT (US)

6,629,382 B2 10/2003 Irrgang et al.  
D611,562 S 3/2010 Sjoberg  
D623,262 S 9/2010 Kress et al.  
D642,650 S 8/2011 Oliver  
D655,371 S \* 3/2012 Wood ..... D22/142  
D667,074 S 9/2012 DeVriendt, II  
D669,045 S 10/2012 Kajiya et al.  
2007/0144331 A1 6/2007 Briggs et al.  
2008/0244956 A1\* 10/2008 Gant ..... A01K 87/08  
43/23

(\*\*) Term: **15 Years**

\* cited by examiner

(21) Appl. No.: **29/655,772**

(22) Filed: **Jul. 6, 2018**

*Primary Examiner* — Catherine R Oliver-Garcia  
(74) *Attorney, Agent, or Firm* — Dunlap Bennett & Ludwig PLLC; Brendan E. Squire

(51) **LOC (12) Cl.** ..... **22-05**

(52) **U.S. Cl.**  
USPC ..... **D22/142**

(57) **CLAIM**

(58) **Field of Classification Search**  
USPC ..... D22/142; D8/300, 303; 43/18.1 R, 20, 43/21.2, 22, 23, 25.2  
CPC ..... A01K 87/06; A01K 87/08  
See application file for complete search history.

The ornamental design for a cork fishing rod handle, as shown and described.

**DESCRIPTION**


(56) **References Cited**

U.S. PATENT DOCUMENTS

D183,043 S 6/1958 Gephart  
D194,471 S 1/1963 Dishner  
D221,147 S 7/1971 Mimeur  
3,778,916 A 12/1973 Wallace  
D300,767 S 4/1989 Andreasen et al.  
D303,701 S 9/1989 Matsumoto  
D375,035 S 10/1996 Mangol  
D393,276 S 4/1998 Alvarado  
D416,464 S 11/1999 Eason  
D436,616 S 1/2001 Kaiser  
D436,646 S \* 1/2001 Oyama ..... D22/142  
D453,463 S 2/2002 Chang  
D469,845 S \* 2/2003 Yamaguchi ..... D22/142

FIG. 1 is a front perspective view of the cork fishing rod handle showing my new design;  
FIG. 2 is a front elevation view thereof, the rear elevation view, left side elevation view, and right side elevation view being identical images thereof;  
FIG. 3 is a top plan view thereof;  
FIG. 4 is a bottom plan view thereof; and,  
FIG. 5 is a front perspective view of the invention in use. The broken lines shown in the drawings illustrate portions of the cork fishing rod handle that form no part of the claimed design.  
The broken lines in FIG. 5 showing the cork fishing rod handle in use illustrates environment and forms no part of the claim.

**1 Claim, 3 Drawing Sheets**






FIG. 1




FIG. 2

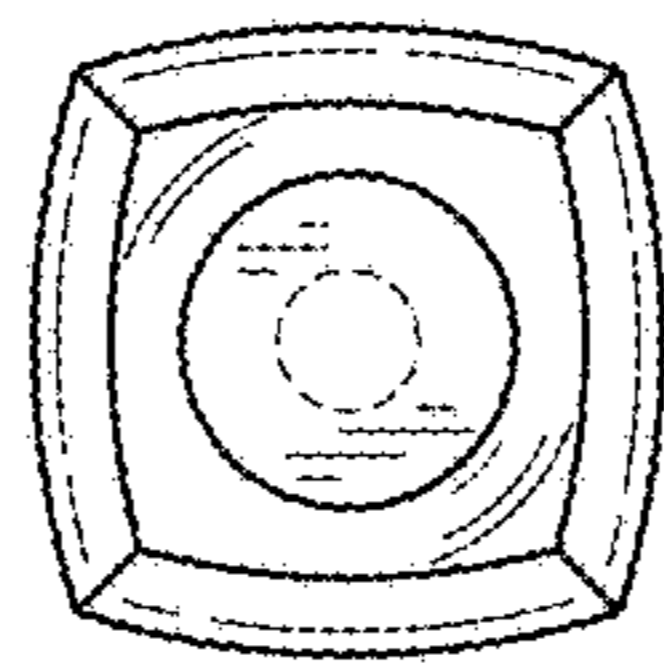


FIG. 3

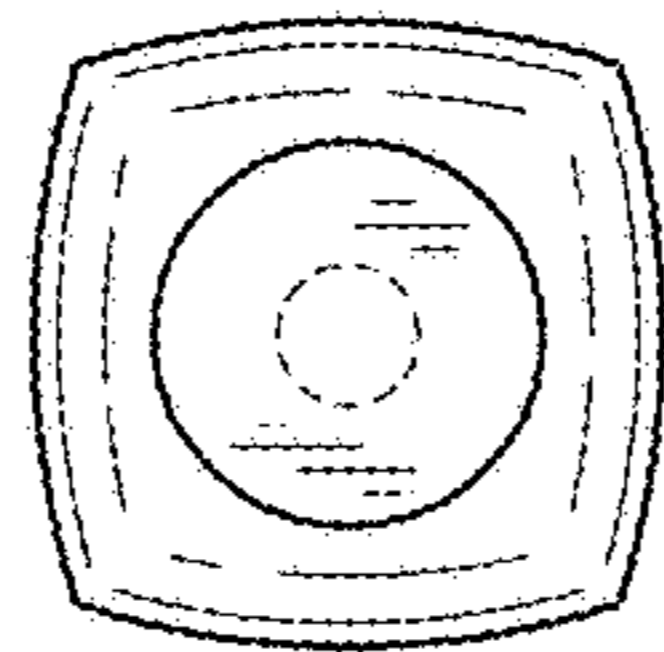


FIG. 4

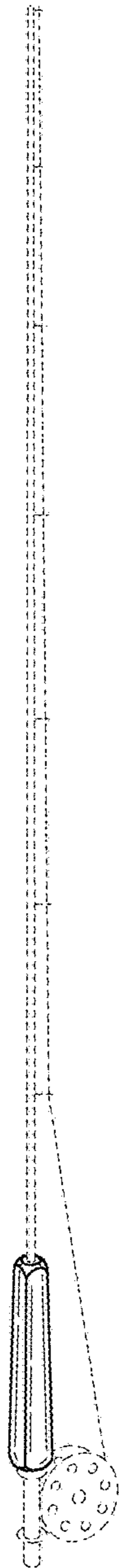


FIG. 5