



US00D857834S

(12) **United States Design Patent** (10) **Patent No.:** **US D857,834 S**
Tian (45) **Date of Patent:** **** Aug. 27, 2019**

(54) **ELECTRONIC MOUSE KILLER**
(71) Applicant: **Yumei Tian**, Guangdong (CN)
(72) Inventor: **Yumei Tian**, Guangdong (CN)
(**) Term: **15 Years**
(21) Appl. No.: **29/647,818**
(22) Filed: **May 16, 2018**
(51) **LOC (12) Cl.** **22-06**
(52) **U.S. Cl.**
USPC **D22/119**
(58) **Field of Classification Search**
USPC D22/119-124; 43/58, 60-61, 67, 73, 98,
43/124
CPC A01M 1/00; A01M 1/02; A01M 1/10;
A01M 1/14; A01M 1/103; A01M 1/106;
A01M 23/00; A01M 23/04; A01M 23/14;
A01M 23/22
See application file for complete search history.

(56) **References Cited**
U.S. PATENT DOCUMENTS
D291,588 S * 8/1987 Melton D22/119
4,780,985 A * 11/1988 Coots A01M 23/38
43/98

D323,016 S * 1/1992 Vajs D22/119
6,609,328 B2 * 8/2003 Swift A01M 23/04
43/98
7,987,628 B2 * 8/2011 Le Laidier A01M 23/22
43/60
D711,495 S * 8/2014 Metlen D22/119
D836,747 S * 12/2018 Ambler D22/119
2009/0172995 A1 * 7/2009 Wetzel A01M 23/38
43/98
2012/0240450 A1 * 9/2012 Bucher A01M 23/14
43/98

* cited by examiner

Primary Examiner — Catherine R Oliver-Garcia

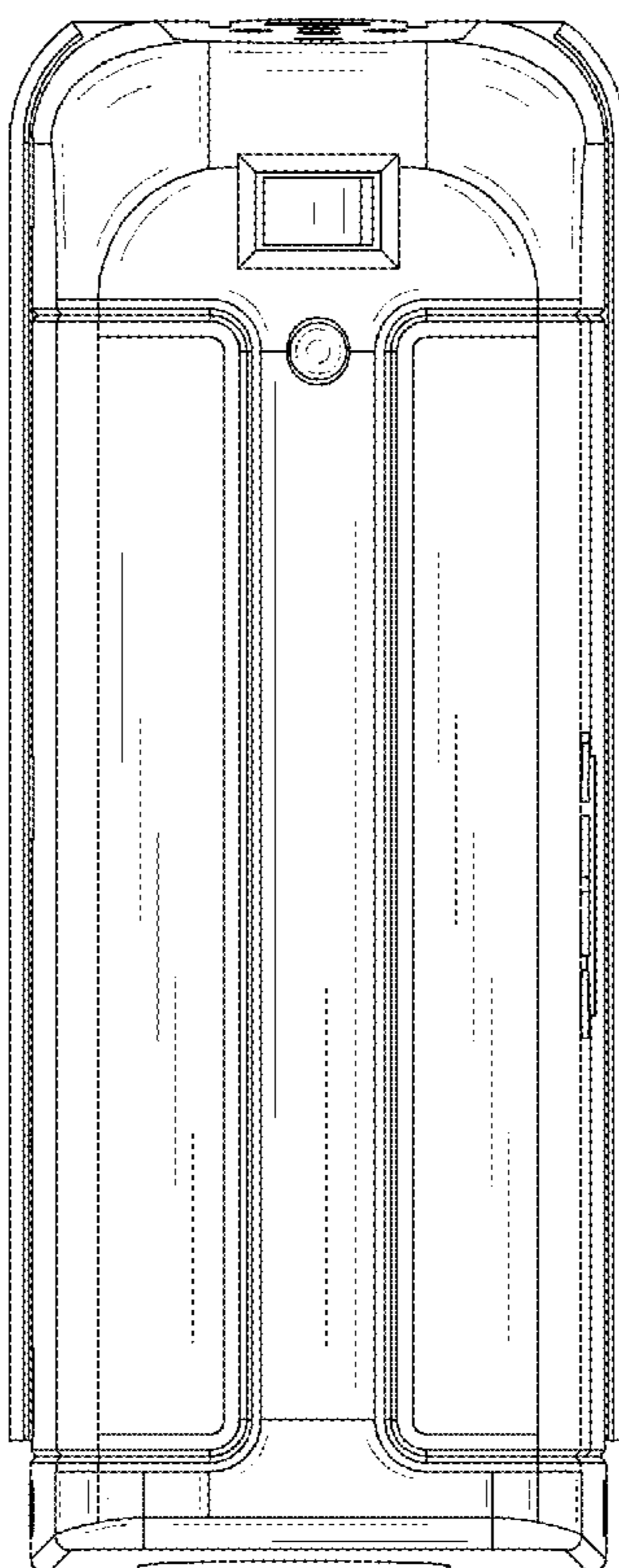
(57) **CLAIM**

The ornamental design for an electronic mouse killer, as shown.

DESCRIPTION

FIG. 1 is a front elevational view of an electronic mouse killer showing my new design;
FIG. 2 is a rear elevational view thereof;
FIG. 3 is a left side view thereof;
FIG. 4 is a right side view thereof;
FIG. 5 is a top plan view thereof;
FIG. 6 is a bottom plan view thereof;
FIG. 7 is a perspective view thereof; and,
FIG. 8 is another perspective view thereof.

1 Claim, 7 Drawing Sheets






Fig.1




Fig.2




Fig3

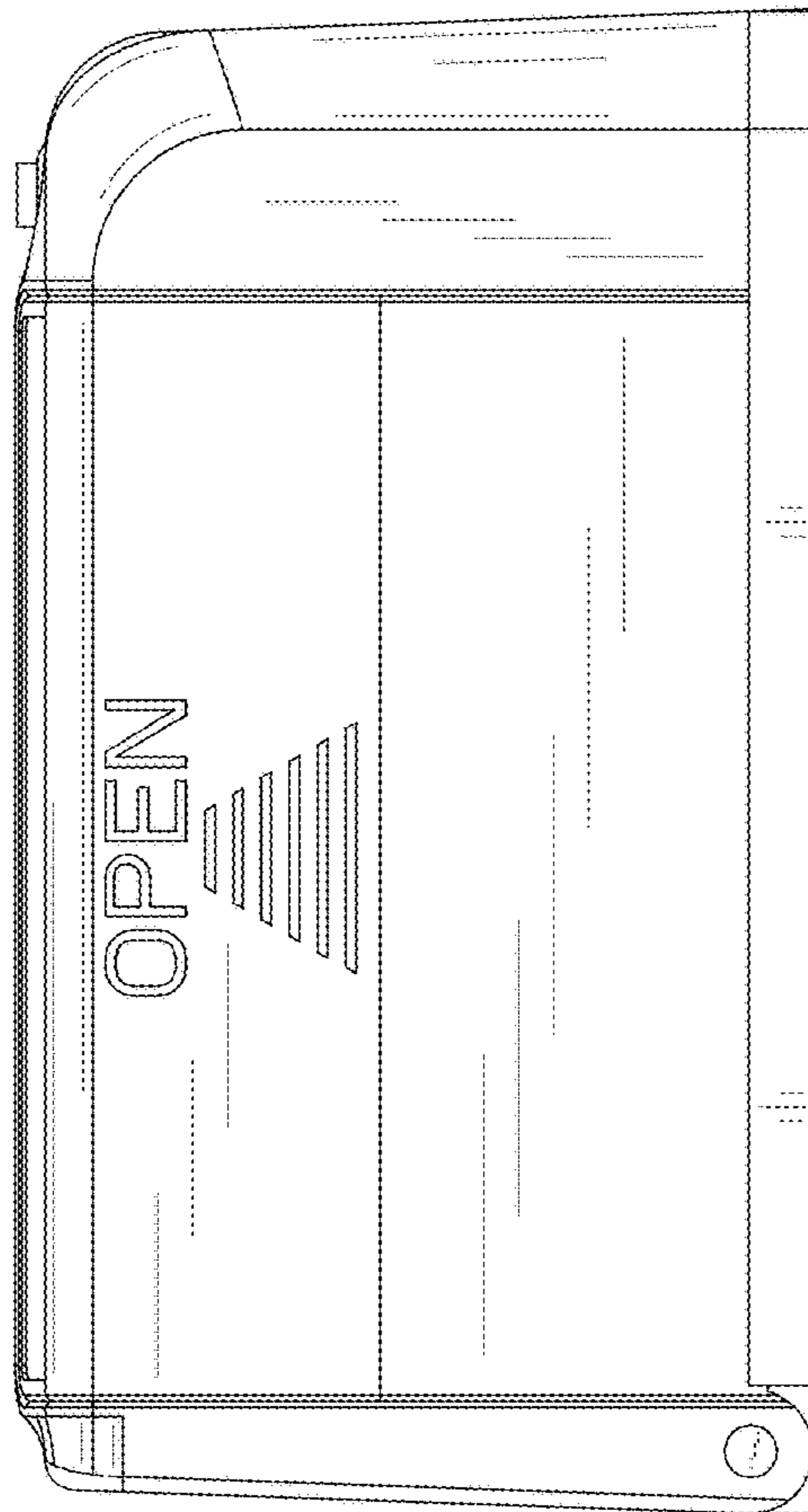


Fig.4

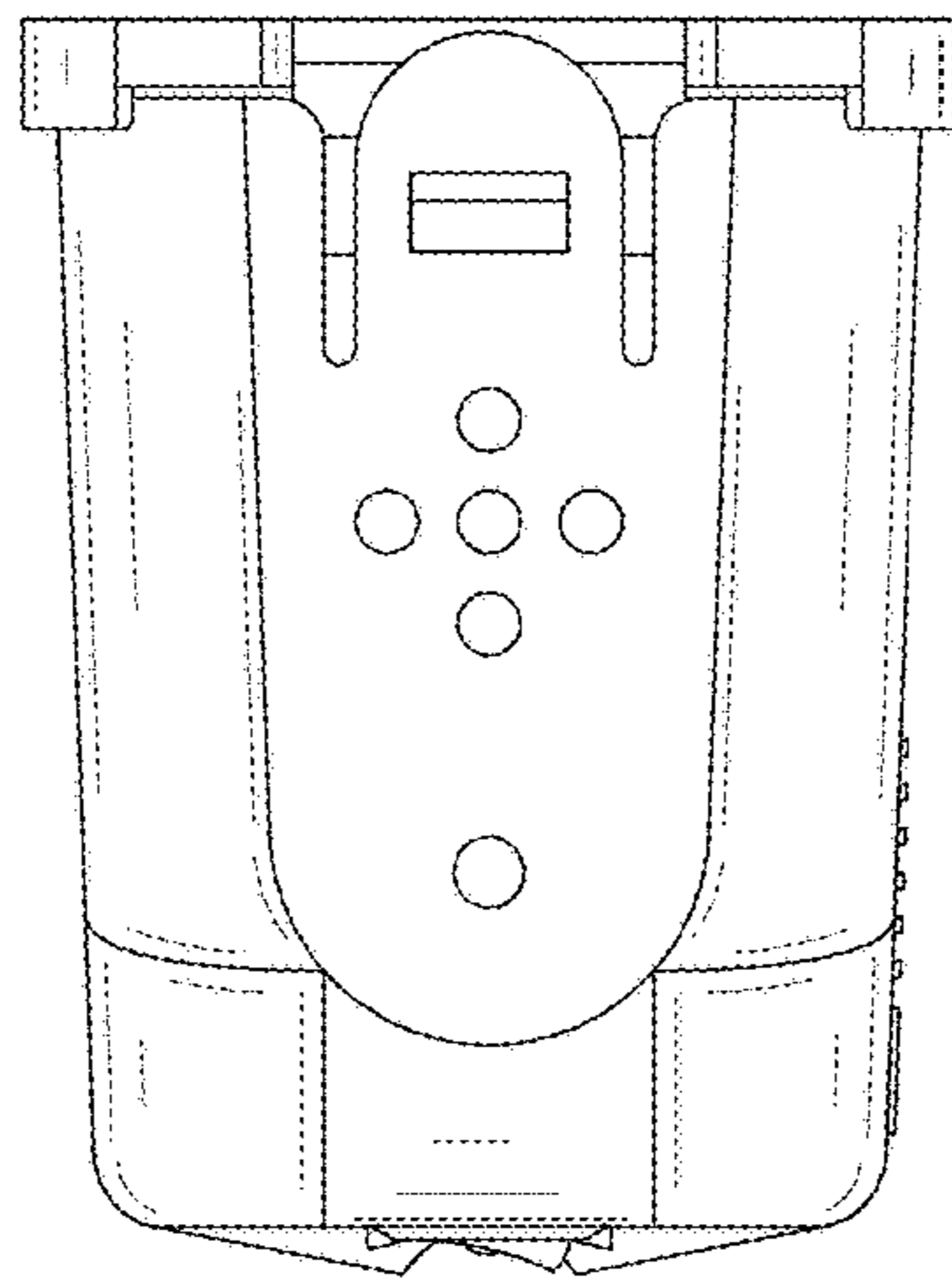


Fig.5

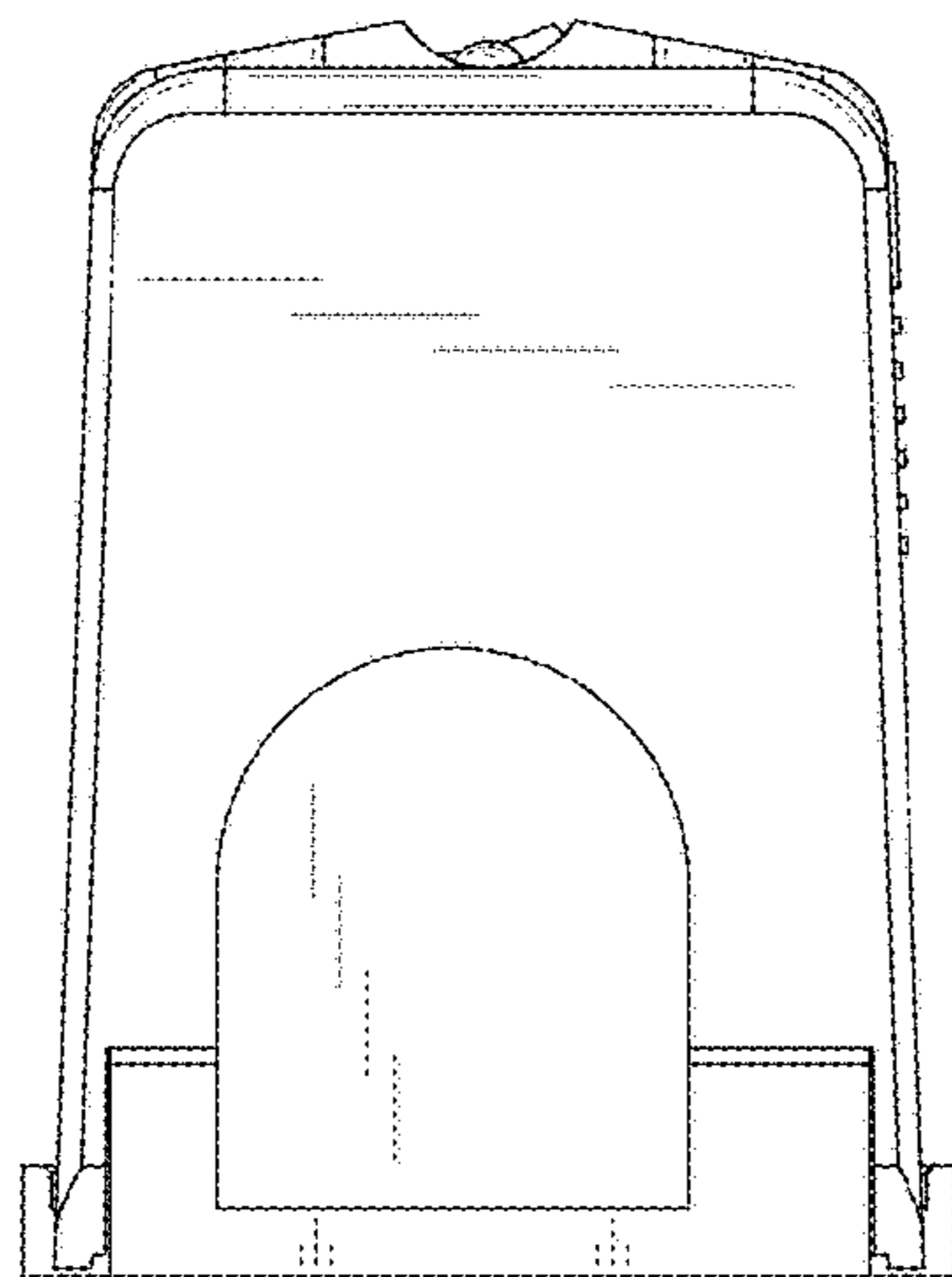


Fig.6

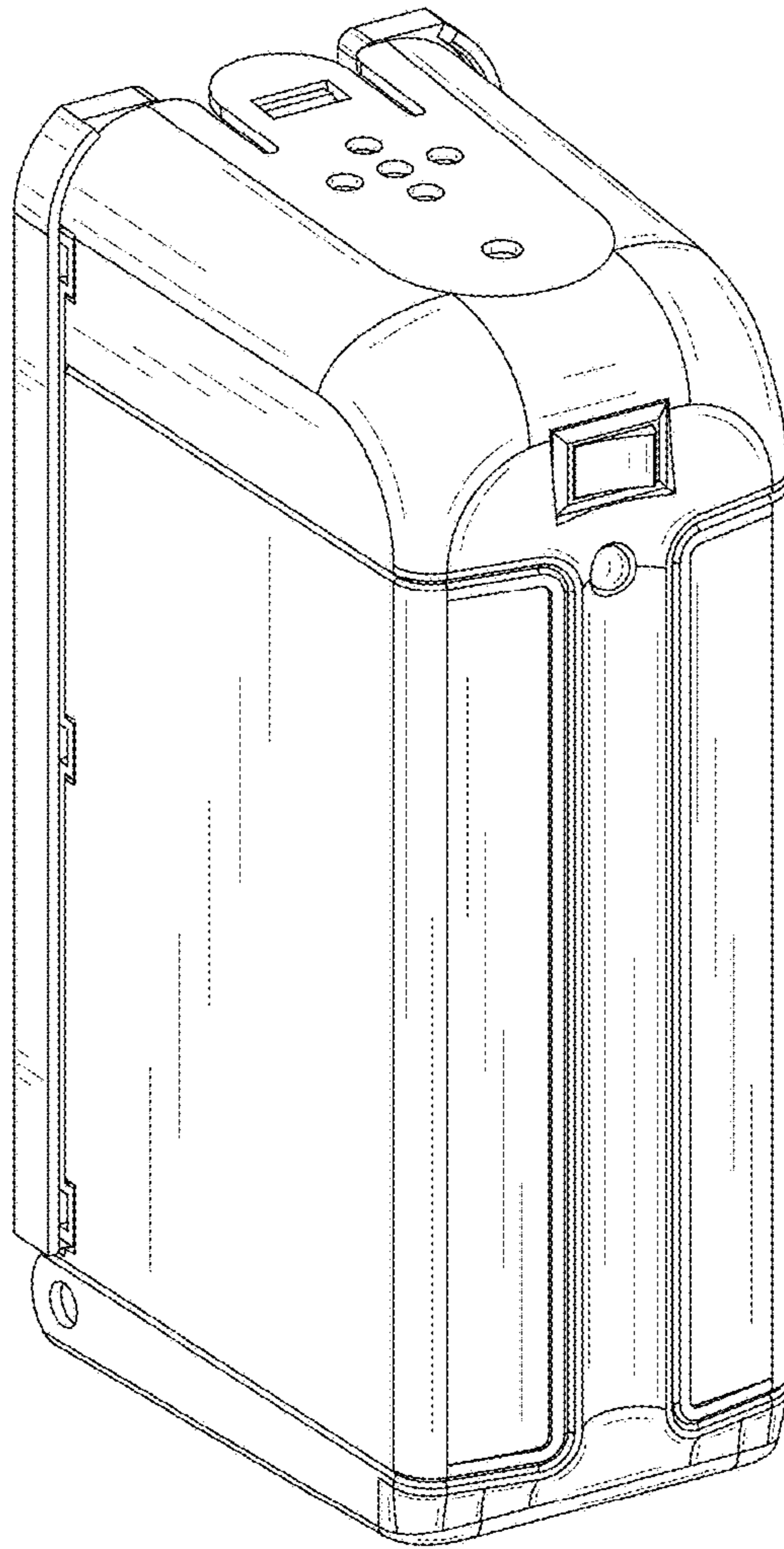


Fig.7




Fig.8