



US00D857829S

(12) **United States Design Patent**
Peterson

(10) **Patent No.:** **US D857,829 S**

(45) **Date of Patent:** **** Aug. 27, 2019**

- (54) **INFLATABLE WATER WALKWAY**
- (71) Applicant: **SDS Asia Limited, BVI #1748971,**
Central Hong Kong (CN)
- (72) Inventor: **Leroy L. Peterson,** Omaha, NE (US)
- (73) Assignee: **SDS Asia Limited, BVI #1748971,**
Central Hong Kong (CN)
- (**) Term: **15 Years**
- (21) Appl. No.: **29/660,095**
- (22) Filed: **Aug. 17, 2018**

5,020,175	A *	6/1991	Kirkpatrick	A47C 15/006 206/430
5,679,040	A *	10/1997	Bianchi-Holm	A47C 20/00 441/129
D428,466	S *	7/2000	Langley, III	D21/808
6,108,844	A	8/2000	Kraft et al.	
6,582,264	B2	6/2003	Brown	
6,901,619	B1 *	6/2005	Hsia	A47C 15/006 441/127
7,000,558	B2	2/2006	Johnson	
D535,717	S *	1/2007	Peterson	D21/803
7,178,483	B2	2/2007	Wu	
7,462,142	B1	12/2008	Gordon	
D584,911	S *	1/2009	Hisey	D21/803
D688,345	S *	8/2013	Quaglia	D21/809
D725,734	S *	3/2015	Sosnowski	D21/803
2007/0094805	A1	5/2007	Davis	
2010/0229960	A1	9/2010	Merker et al.	

Related U.S. Application Data

- (63) Continuation of application No. 15/134,659, filed on Apr. 21, 2016, now abandoned, which is a continuation of application No. 13/407,874, filed on Feb. 29, 2012, now Pat. No. 9,376,777.
- (51) **LOC (12) Cl.** **21-02**
- (52) **U.S. Cl.**
USPC **D21/809**
- (58) **Field of Classification Search**
USPC D21/769-770, 801, 803, 809; D6/392,
D6/595, 596, 601, 604, 605
CPC B63B 35/00; B63B 35/58; B63B 35/613;
B63B 35/62
See application file for complete search history.

References Cited

U.S. PATENT DOCUMENTS

1,733,034	A	10/1929	Tufenkjian	
1,762,451	A *	6/1930	Murphy	B63B 35/613 114/61.22
2,028,060	A	1/1936	Eskell	
2,850,252	A	9/1958	Ford	

* cited by examiner

Primary Examiner — Zenia I Bennett

(74) *Attorney, Agent, or Firm* — Suiter Swantz pc llo

(57) **CLAIM**


The ornamental design for an inflatable water walkway, as shown and described.

DESCRIPTION

FIG. 1 is a perspective view showing our new design;
 FIG. 2 is a top plan view thereof;
 FIG. 3 is a front elevation view thereof;
 FIG. 4 is a left side elevation view thereof;
 FIG. 5 is a rear elevation view thereof;
 FIG. 6 is a right side elevation view thereof; and,
 FIG. 7 is a bottom plan view thereof.

The broken lines showing a valve, a left-side zipper flap, a right-side zipper flap, and a middle section of an inflatable water walkway of FIGS. 1-7 form no part of the claimed design.

1 Claim, 7 Drawing Sheets






FIG. 1




FIG. 2



FIG. 3



FIG. 4

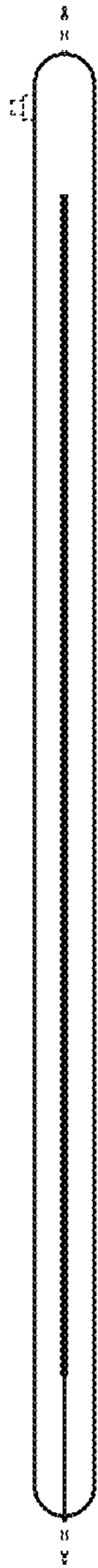


FIG. 5




FIG. 6




FIG. 7