



US00D857815S

(12) **United States Design Patent** (10) **Patent No.:** **US D857,815 S**
Wilson, Jr. (45) **Date of Patent:** **** Aug. 27, 2019**

(54) **BOCCE BALL RETRIEVER**
(71) Applicant: **John Henry Wilson, Jr.**, Bonita Springs, CT (US)
(72) Inventor: **John Henry Wilson, Jr.**, Bonita Springs, CT (US)
(**) Term: **15 Years**
(21) Appl. No.: **29/633,616**
(22) Filed: **Jan. 15, 2018**
(51) **LOC (12) Cl.** **21-02**
(52) **U.S. Cl.**
USPC **D21/721**
(58) **Field of Classification Search**
USPC D21/715, 721, 789-796, 300, 385, 387, D21/444, 707, 722, 733-759; D8/354, D8/356, 367-372, 380, 81, 382, 394-396; D3/224, 257, 259, 319; D9/752, 443; D6/677.2, 677.5, 682.3, 682.4, 512-575; D7/600.1, 600.2, 600.3, 611, 704, 708.1, D7/633; 473/286, 503, 505, 514, 517; 294/19.2; 211/14, 181.1
CPC A63B 47/02; A63B 47/024; A63B 67/06
See application file for complete search history.

(56) **References Cited**
U.S. PATENT DOCUMENTS
D249,173 S * 8/1978 Coleman D3/257
4,407,472 A * 10/1983 Beck A62C 33/04
24/339
D326,301 S * 5/1992 Burton D21/721
5,520,389 A * 5/1996 Furrow A63B 47/02
294/19.2
D380,025 S * 6/1997 Digerness D21/721
D380,026 S * 6/1997 Frankel D21/721
D401,005 S * 11/1998 Ludbrook D26/138
D444,192 S * 6/2001 Frizelle D21/721
D517,139 S * 3/2006 Kim D21/721
D592,725 S * 5/2009 Trudeau D21/796

D667,905 S * 9/2012 Urioste D21/721
8,590,715 B2 * 11/2013 Gray A47G 23/0208
211/181.1
D727,447 S * 4/2015 Sangimino D21/721
D779,605 S * 2/2017 Urioste D21/721
2002/0193183 A1 * 12/2002 Aikman A63B 57/0037
473/386
2003/0092498 A1 * 5/2003 Jaramillo, Jr. A63B 47/00
473/285
2005/0170904 A1 * 8/2005 Smeeth A63B 47/02
473/286
2006/0063607 A1 * 3/2006 Crossley A63B 53/0487
473/340
2007/0219014 A1 * 9/2007 Merriman A63B 47/02
473/286

(Continued)

FOREIGN PATENT DOCUMENTS

EP 0359687 A2 * 3/1990 A63B 47/02
Primary Examiner — Catherine A Tuttle
(74) *Attorney, Agent, or Firm* — Dunlap Bennett & Ludwig PLLC

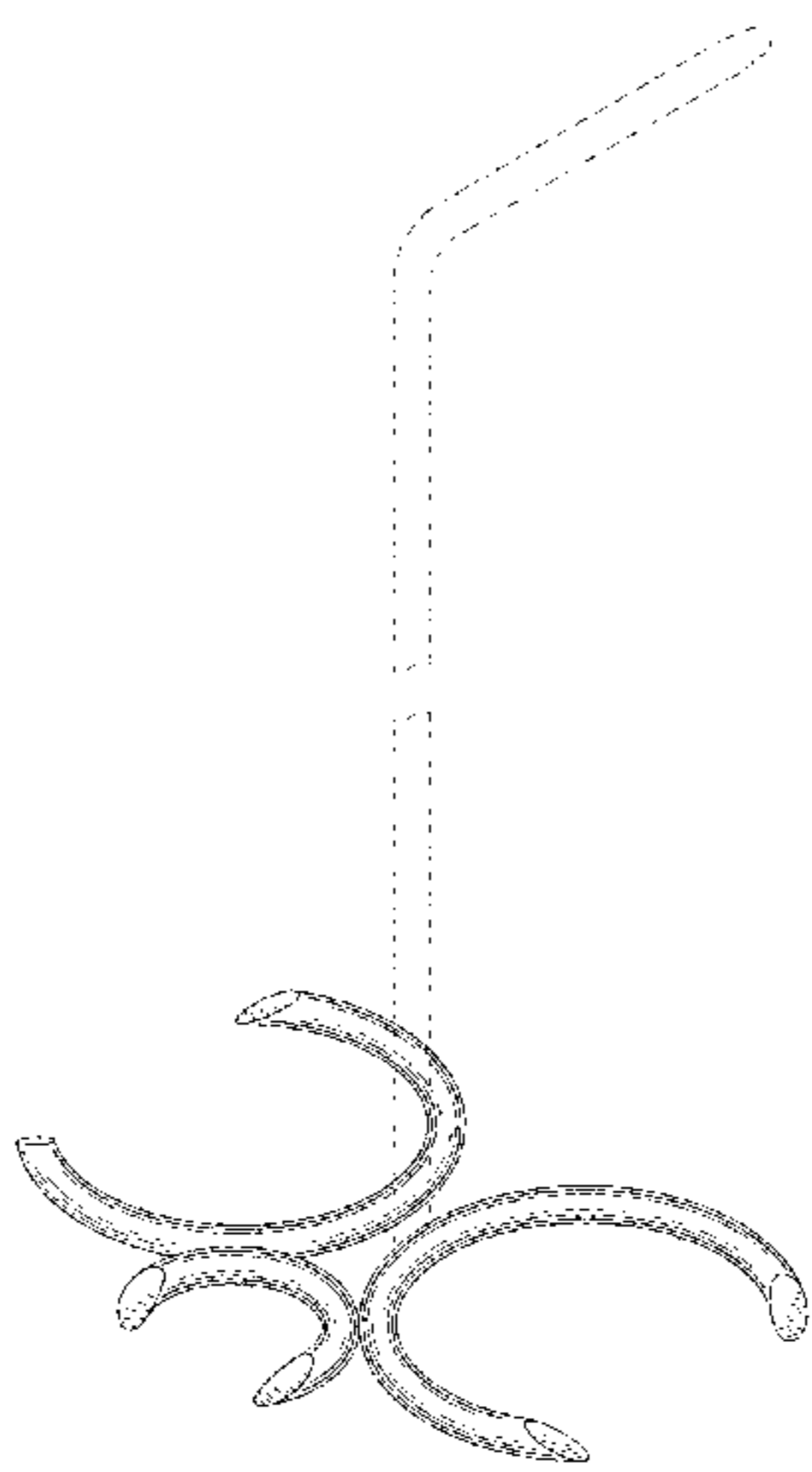
(57) **CLAIM**

The ornamental design for a bocce ball retriever, as shown and described.

DESCRIPTION

FIG. 1 is a top front perspective view of a bocce ball retriever, embodying my new design; FIG. 2 is a front elevation view thereof; FIG. 3 is a rear elevation view thereof; FIG. 4 is a right elevation view thereof, the left elevation view being a mirror image of FIG. 4; FIG. 5 is a top plan view thereof; and, FIG. 6 is a bottom plan view thereof. The broken lines shown in the drawings depict portions of the bocce ball retriever that form no part of the claimed design.

1 Claim, 5 Drawing Sheets



(56)

References Cited

U.S. PATENT DOCUMENTS

2009/0318241 A1 * 12/2009 Quinn A63B 47/02
473/286

* cited by examiner

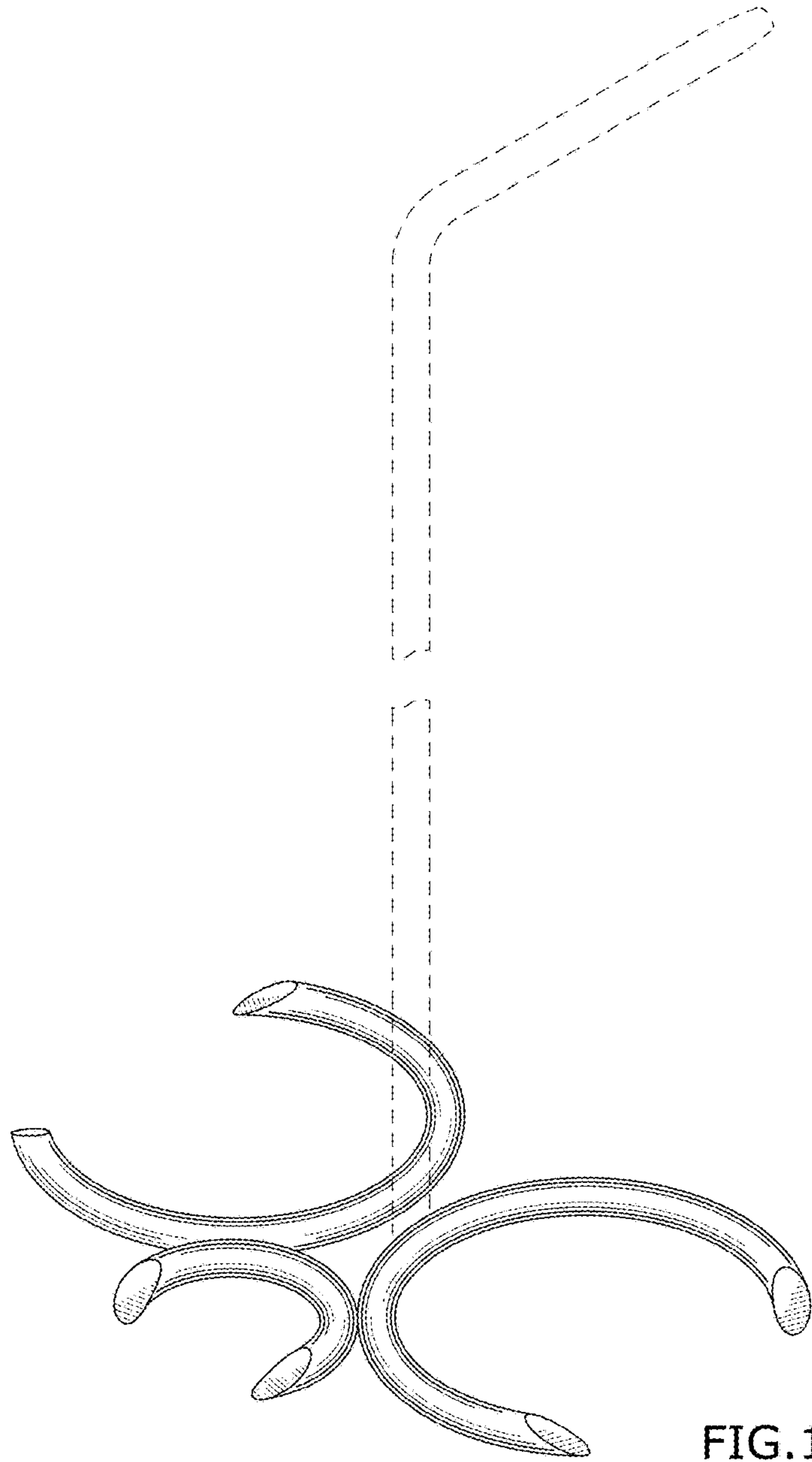


FIG.1

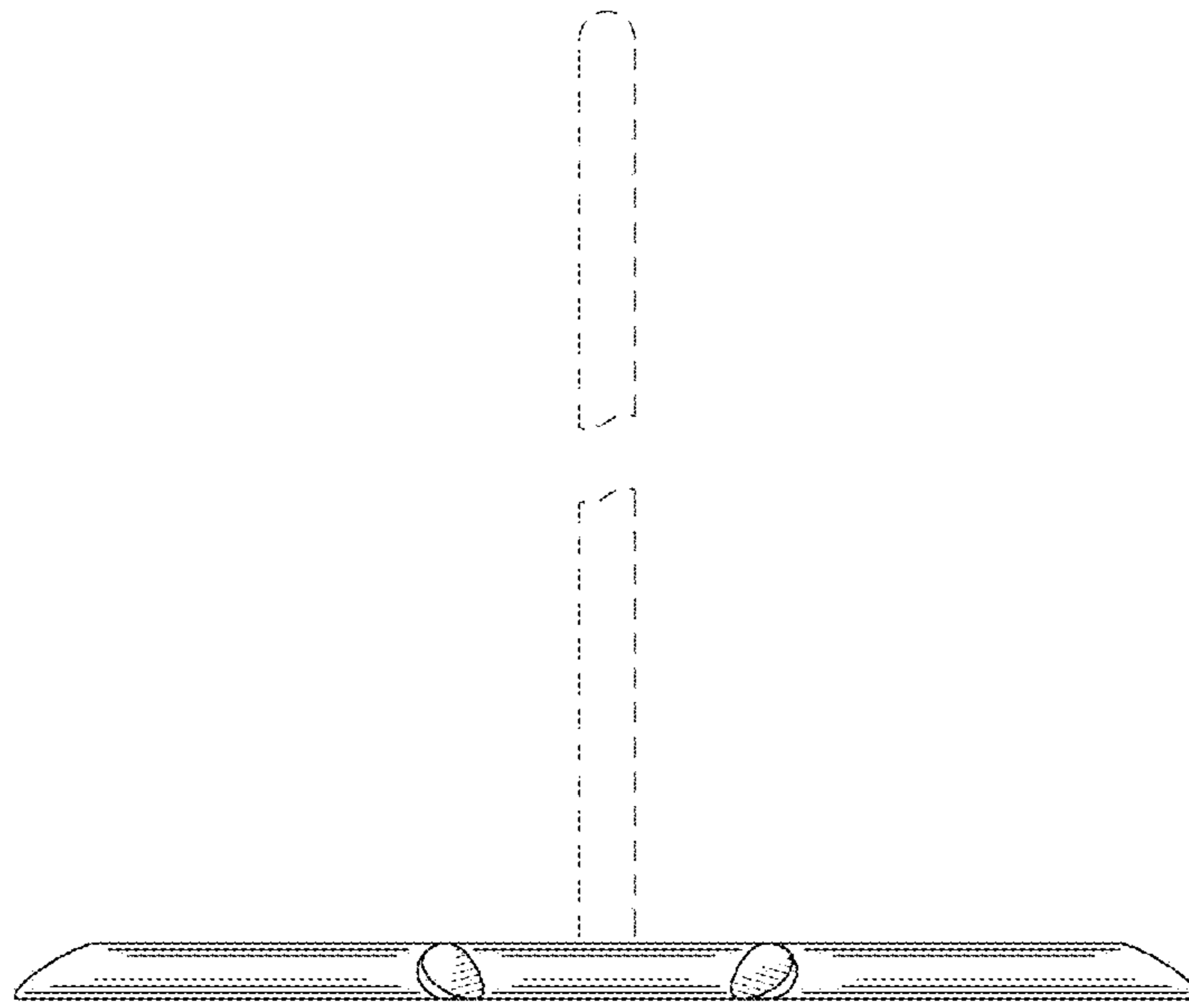


FIG. 2

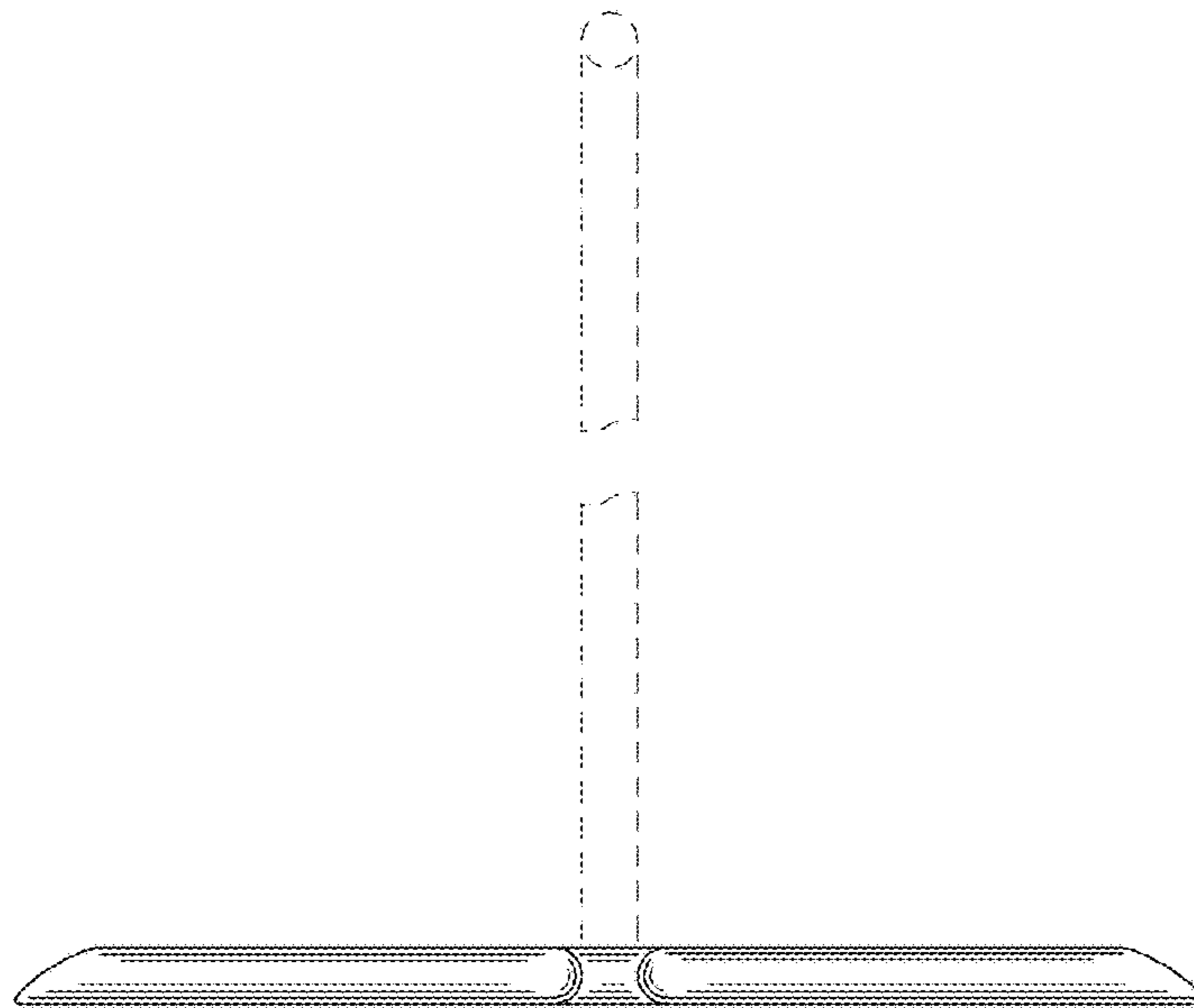


FIG. 3

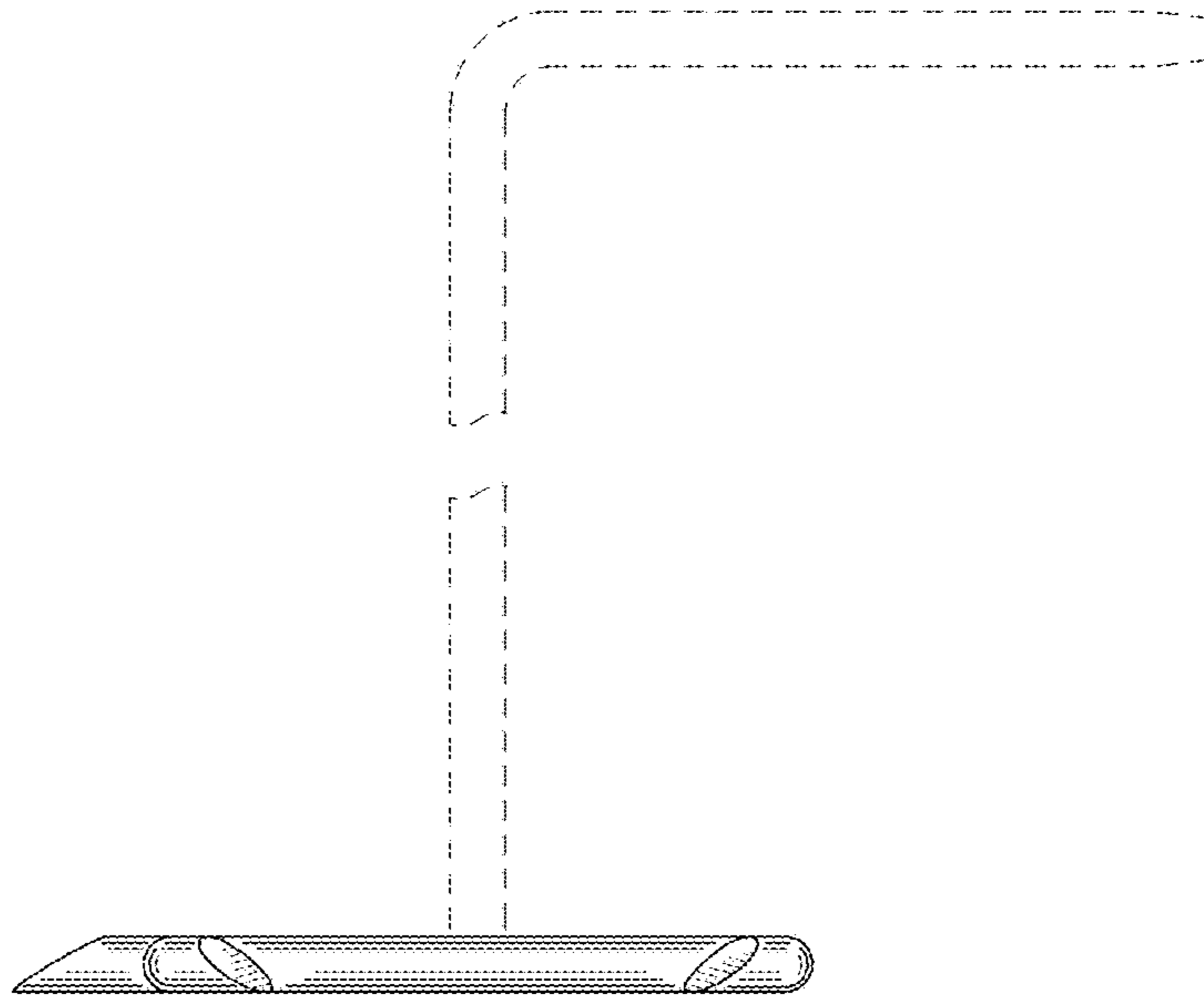


FIG.4

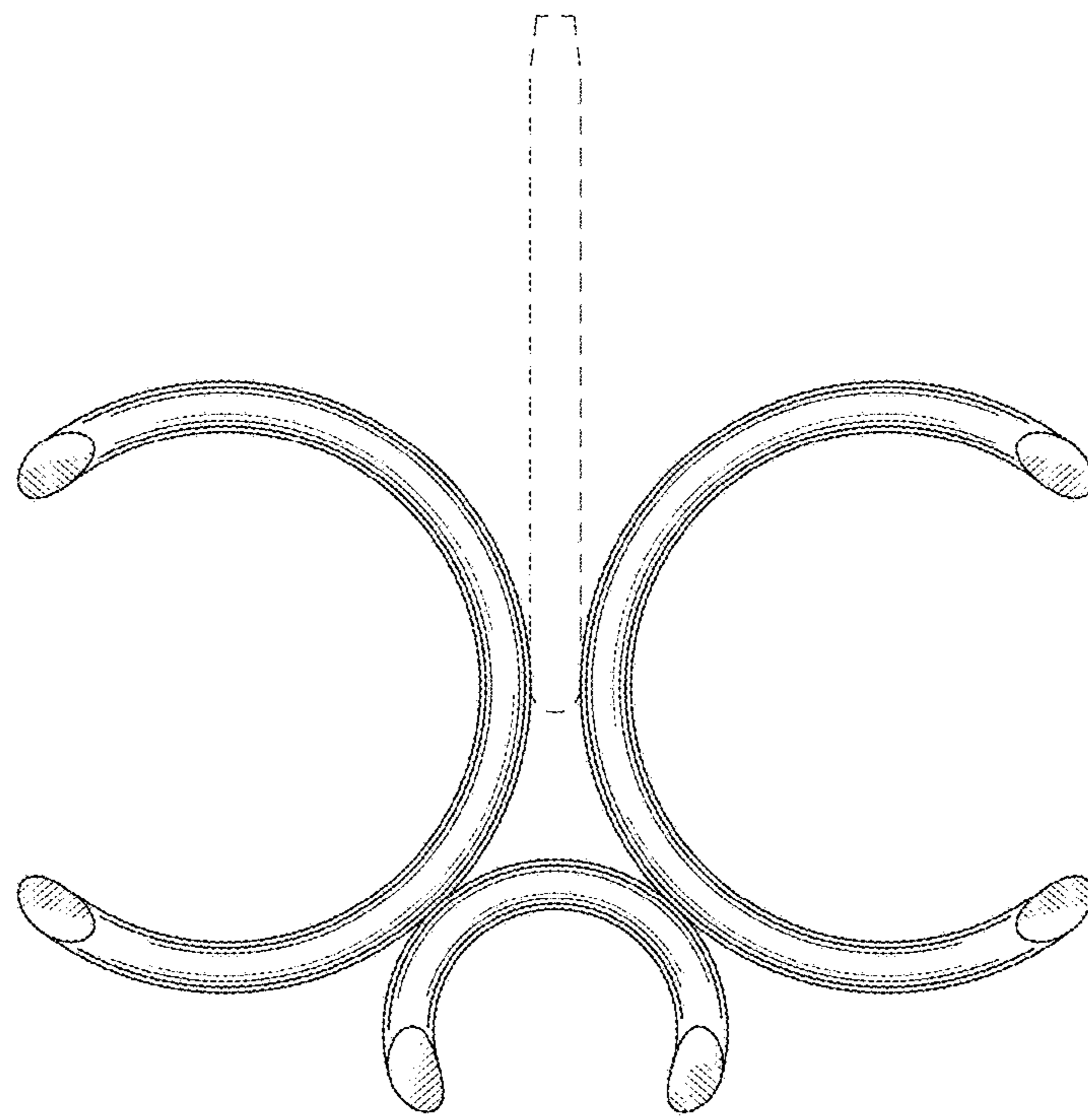


FIG.5

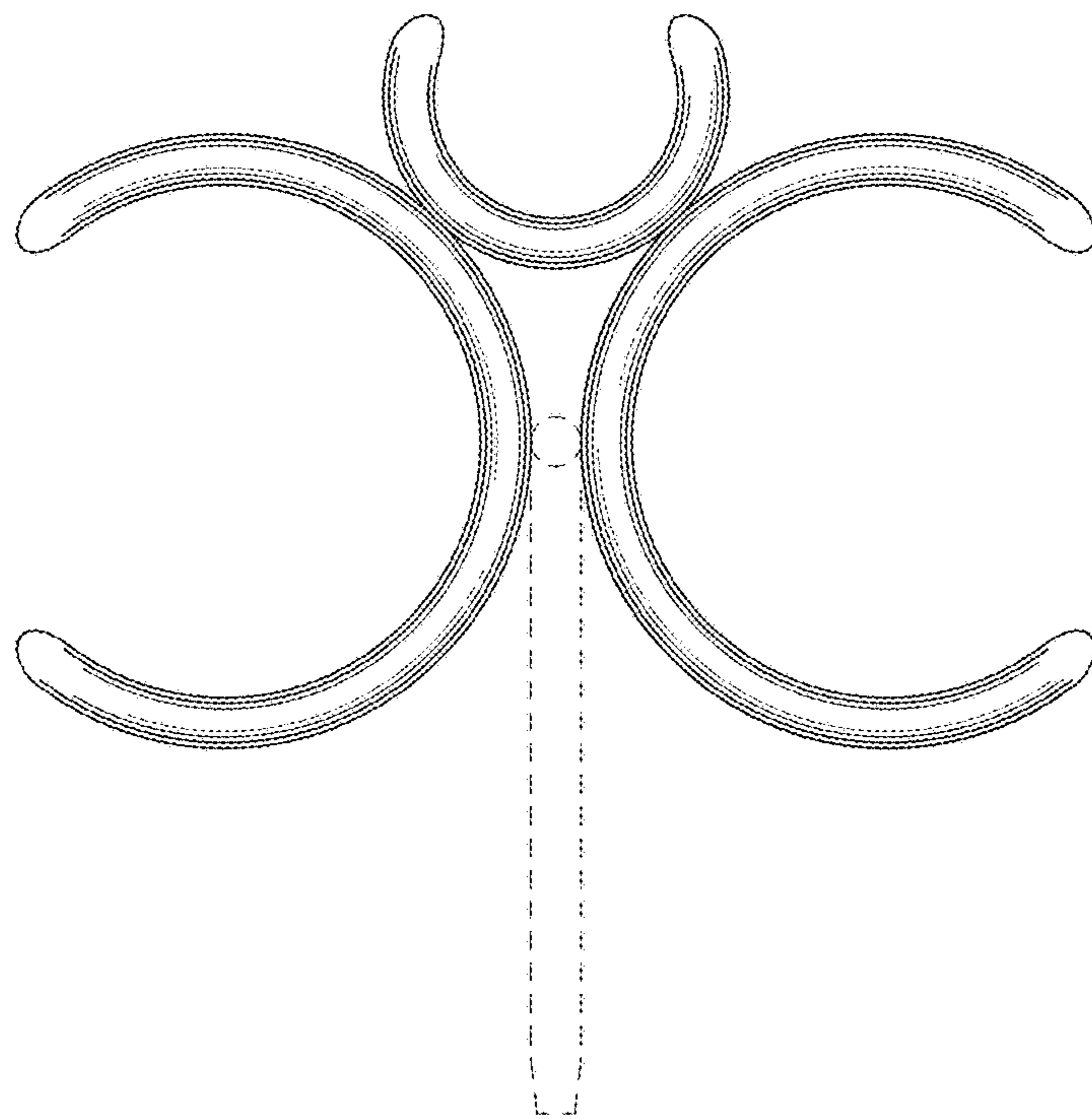


FIG. 6