



US00D857813S

(12) **United States Design Patent**  
**Carpinelli et al.**

(10) **Patent No.:** **US D857,813 S**

(45) **Date of Patent:** **\*\* Aug. 27, 2019**

(54) **BARBELL PAD**

(71) Applicant: **Implus Footcare, LLC**, Durham, NC (US)

(72) Inventors: **Angelo Carpinelli**, Cary, NC (US);  
**Kevin Scott Wolff**, Raleigh, NC (US)

(73) Assignee: **Implus Footcare, LLC**, Durham, NC (US)

(\*\*) Term: **15 Years**

(21) Appl. No.: **29/653,742**

(22) Filed: **Jun. 18, 2018**

D339,839	S	*	9/1993	Day	.....	D21/678
D415,803	S	*	10/1999	Cousins	.....	D21/678
6,604,789	B1	*	8/2003	Downing	.....	A47C 7/546 297/227
6,817,066	B1	*	11/2004	Williams	.....	B62B 3/1428 150/154
D616,950	S	*	6/2010	Hersee	.....	D21/682
D685,621	S	*	7/2013	Lin	.....	D8/83
D723,349	S	*	3/2015	Henderson	.....	D8/107
D735,278	S	*	7/2015	Davies, III	.....	D21/681
D774,376	S	*	12/2016	Zhang	.....	D8/107
D779,688	S	*	2/2017	Gourley	.....	D25/199
D783,315	S	*	4/2017	Gourley	.....	D6/611
D800,690	S	*	10/2017	Groves, Jr.	.....	D14/204
D809,612	S	*	2/2018	Ganea	.....	D21/662
2002/0072455	A1	*	6/2002	Akins	.....	A63B 21/0724 482/93
2018/0021662	A1	*	1/2018	Carpinelli	.....	A63B 21/4005 482/104

**Related U.S. Application Data**

(62) Division of application No. 29/572,060, filed on Jul. 25, 2016, now Pat. No. Des. 832,943.

(51) **LOC (12) Cl.** ..... **21-02**

(52) **U.S. Cl.**  
USPC ..... **D21/694**

(58) **Field of Classification Search**  
USPC ..... D21/662, 681, 678; D24/211; D25/199;  
482/93, 109; 297/227, 411.23, 411.46;  
D8/80, 83, 94, 97, 107, 303  
CPC ..... A63B 21/072; A63B 21/4035; A63B  
21/0724; A63B 21/0728; A63B 21/06;  
A63B 21/075; A63B 21/078  
See application file for complete search history.

(56) **References Cited**

**U.S. PATENT DOCUMENTS**

D272,375 S \* 1/1984 Fuller, Sr. .... D21/694  
D337,801 S \* 7/1993 Tandberg ..... D21/680

\* cited by examiner

*Primary Examiner* — Ryan Harvey

(74) *Attorney, Agent, or Firm* — Edward S. Wright

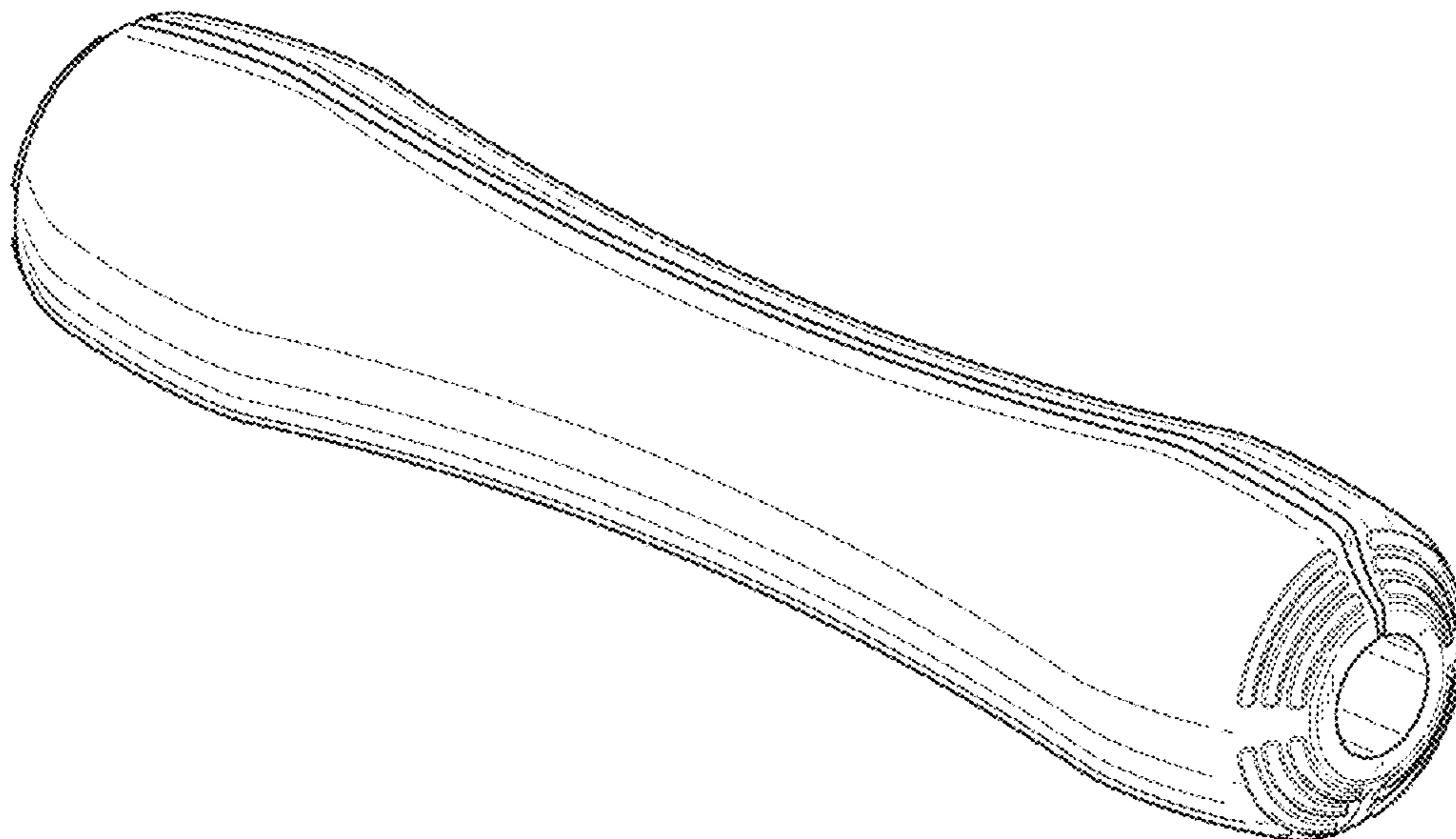
(57) **CLAIM**

The ornamental design for a barbell pad, as shown and described.

**DESCRIPTION**

FIG. 1 is a right front isometric view of a barbell pad incorporating our new design;  
FIG. 2 is a right end elevational view of thereof, the left end being a mirror image of the right end;  
FIG. 3 is a front elevational view thereof;  
FIG. 4 is a top plan view thereof;  
FIG. 5 is a rear elevational view thereof; and,  
FIG. 6 is a bottom plan view thereof.

**1 Claim, 3 Drawing Sheets**



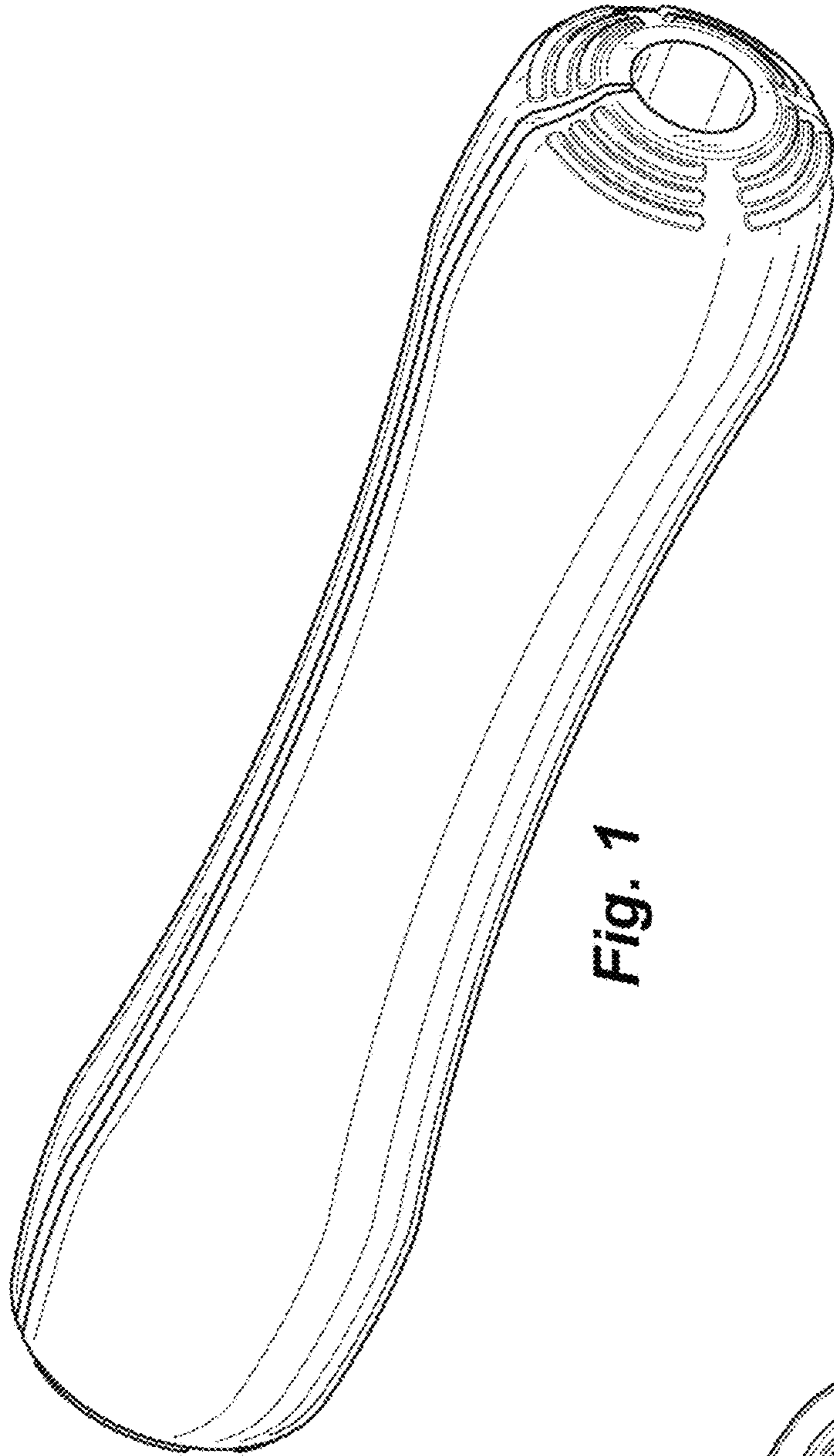


Fig. 1

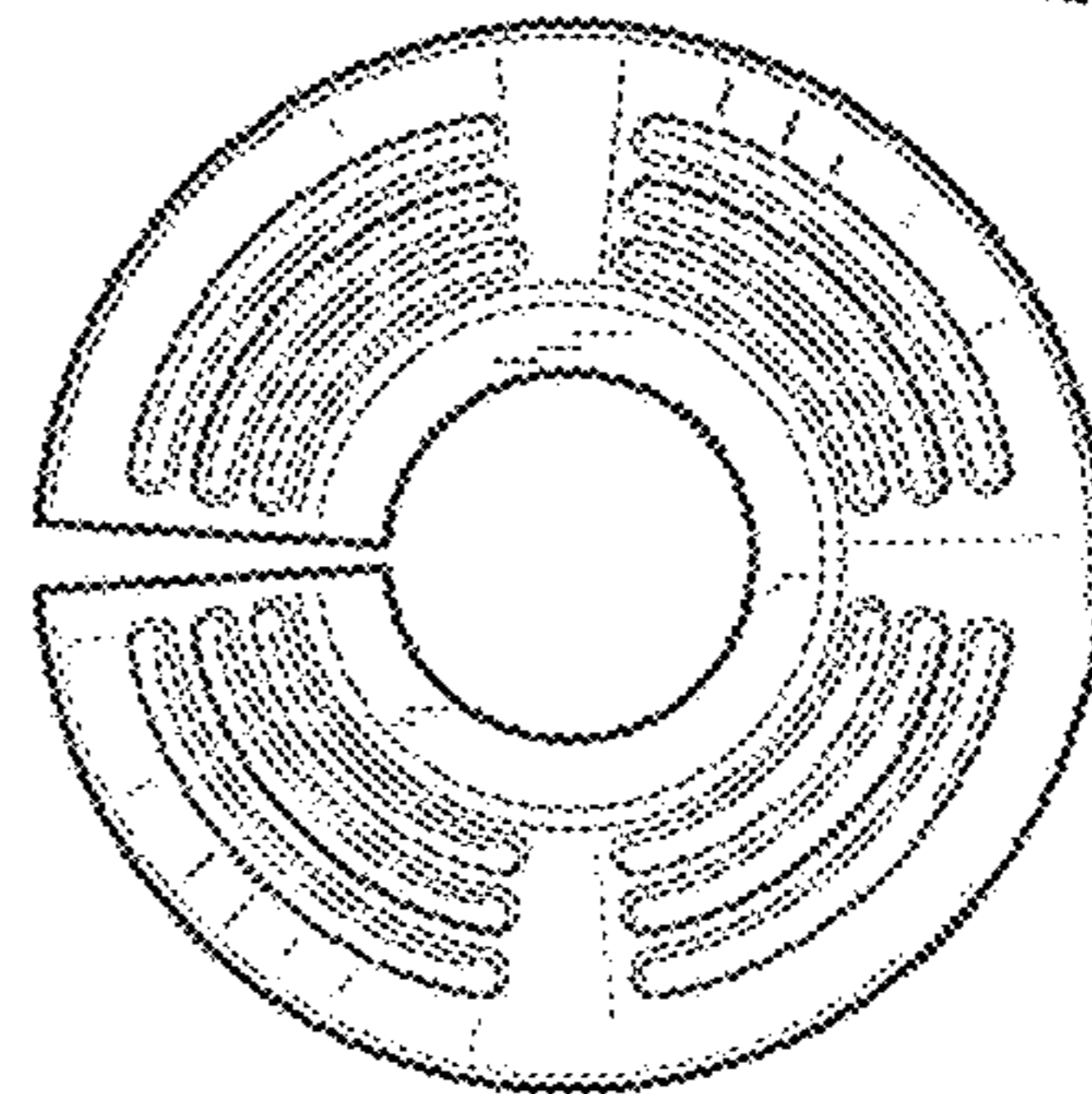
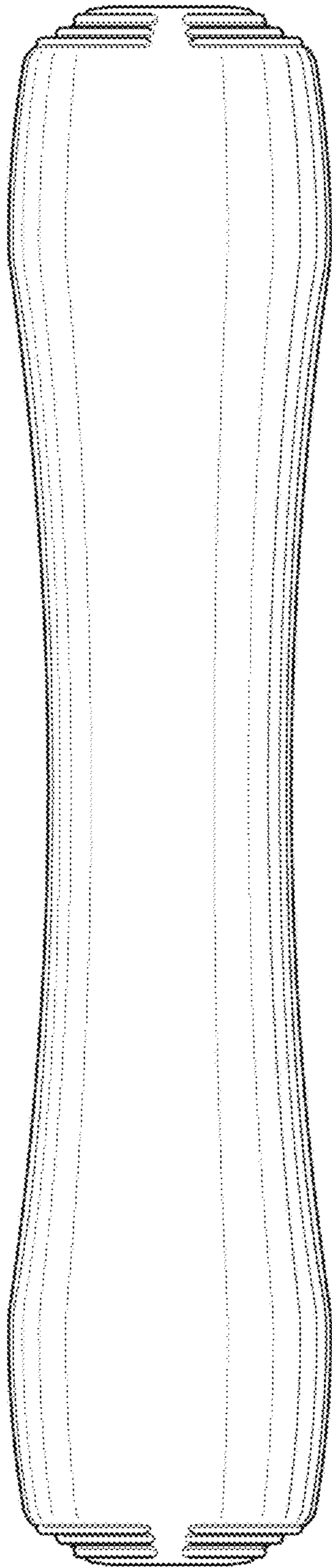
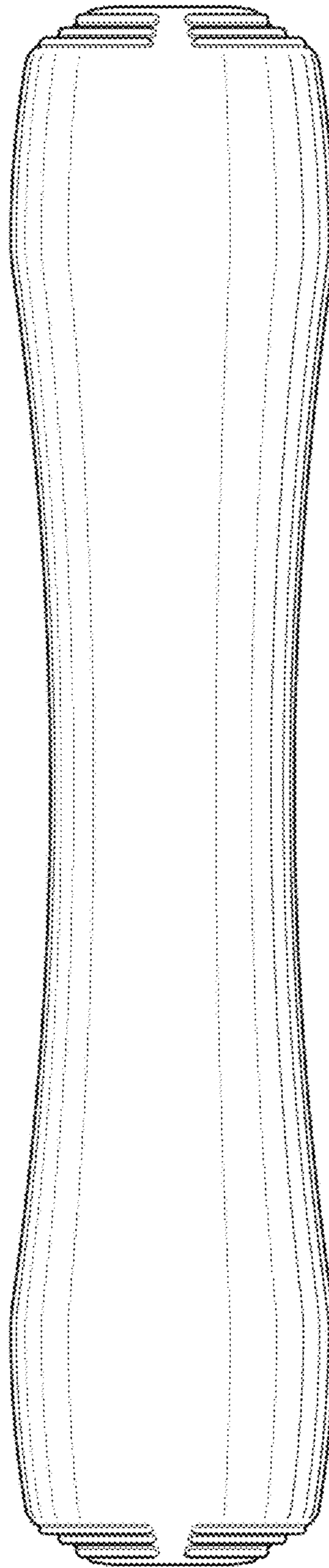


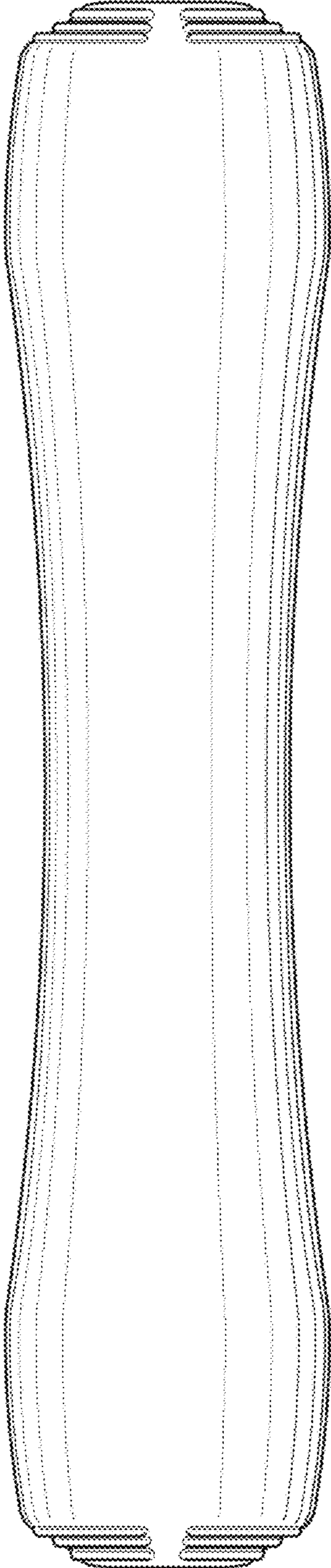
Fig. 2



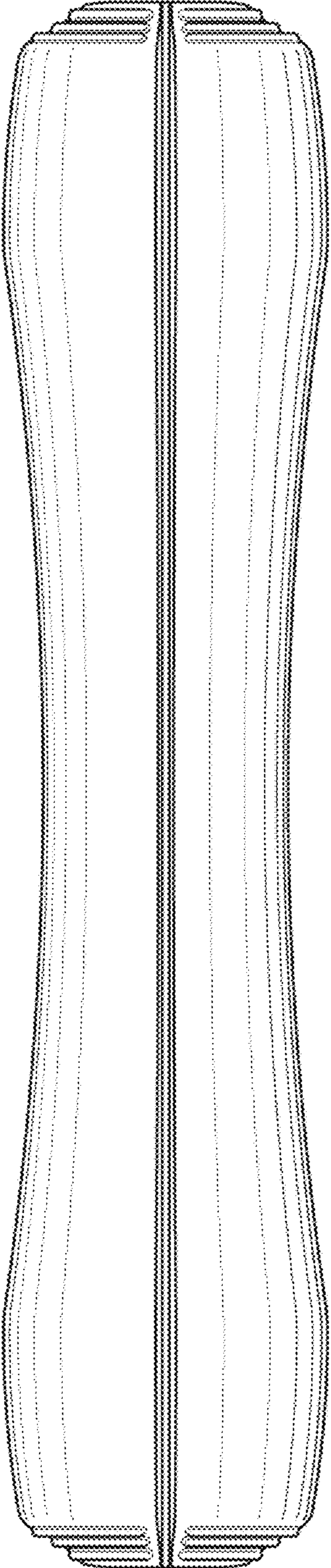
**Fig. 3**



**Fig. 4**



*Fig. 5*



*Fig. 6*