



US00D857799S

(12) **United States Design Patent** (10) **Patent No.:** **US D857,799 S**
Casciotti et al. (45) **Date of Patent:** **** Aug. 27, 2019**

(54) **WRITING INSTRUMENT**

(71) Applicant: **Amsterdam Printing & Litho, Inc.**,
North Mankato, MN (US)

(72) Inventors: **David M. Casciotti**, Amsterdam, NY
(US); **Jing P. Mahler**, Glenville, NY
(US); **Darren Costelloe**, Albany, NY
(US)

(73) Assignee: **Amsterdam Printing & Litho, Inc.**,
North Mankato, MN (US)

(**) Term: **15 Years**

(21) Appl. No.: **29/634,866**

(22) Filed: **Jan. 25, 2018**

(51) **LOC (12) Cl.** **19-06**

(52) **U.S. Cl.**
USPC **D19/196**

(58) **Field of Classification Search**
USPC D19/115-204; D14/411
CPC . B43K 5/005; B43K 7/12; B43K 8/04; B43K
8/06; B43K 19/00; B43K 19/02; B43K
19/14; B43K 21/006; B43K 21/06
See application file for complete search history.

(56) **References Cited**

U.S. PATENT DOCUMENTS

D138,499	S	*	8/1944	Beckstrom	D19/170
2,800,883	A	*	7/1957	Sams	B43K 24/08 401/104
D218,862	S	*	9/1970	Sherman	D19/171
D390,872	S	*	2/1998	Sunaga	D14/431
D427,634	S	*	7/2000	Izushima	D19/196
D433,704	S	*	11/2000	Kouda	D19/174
D500,794	S	*	1/2005	Conklin	D19/174
D521,559	S	*	5/2006	Piacenza	D19/196
D553,679	S	*	10/2007	Tien	D19/174
D561,254	S	*	2/2008	Lin	D19/172

D565,102	S	*	3/2008	Anand	D19/172
D568,936	S	*	5/2008	Qiu	D19/174
D574,040	S	*	7/2008	Lin	D19/197
D599,403	S	*	9/2009	Wang	D19/170
D603,454	S	*	11/2009	Matsumura	D19/195
D631,913	S	*	2/2011	Li	D19/174
D651,240	S	*	12/2011	Liang	D19/172
D651,245	S	*	12/2011	Yuan	D19/172
D656,193	S	*	3/2012	Yuan	D19/172
D665,025	S	*	8/2012	Li	D19/172
D667,882	S	*	9/2012	Uchiyama	D19/172
D672,812	S	*	12/2012	Zhang	D19/172
D679,326	S	*	4/2013	Li	D19/172
8,550,735	B2	*	10/2013	Rolion	B43K 24/084 401/103
D696,347	S	*	12/2013	Yu	D19/174
D697,971	S	*	1/2014	Jin	D19/172
D707,294	S	*	6/2014	Casciotti	D19/199
D716,872	S	*	11/2014	Kim	D19/172

(Continued)

Primary Examiner — Elizabeth A. Albert

(74) *Attorney, Agent, or Firm* — Dicke, Billig & Czaja,
PLLC

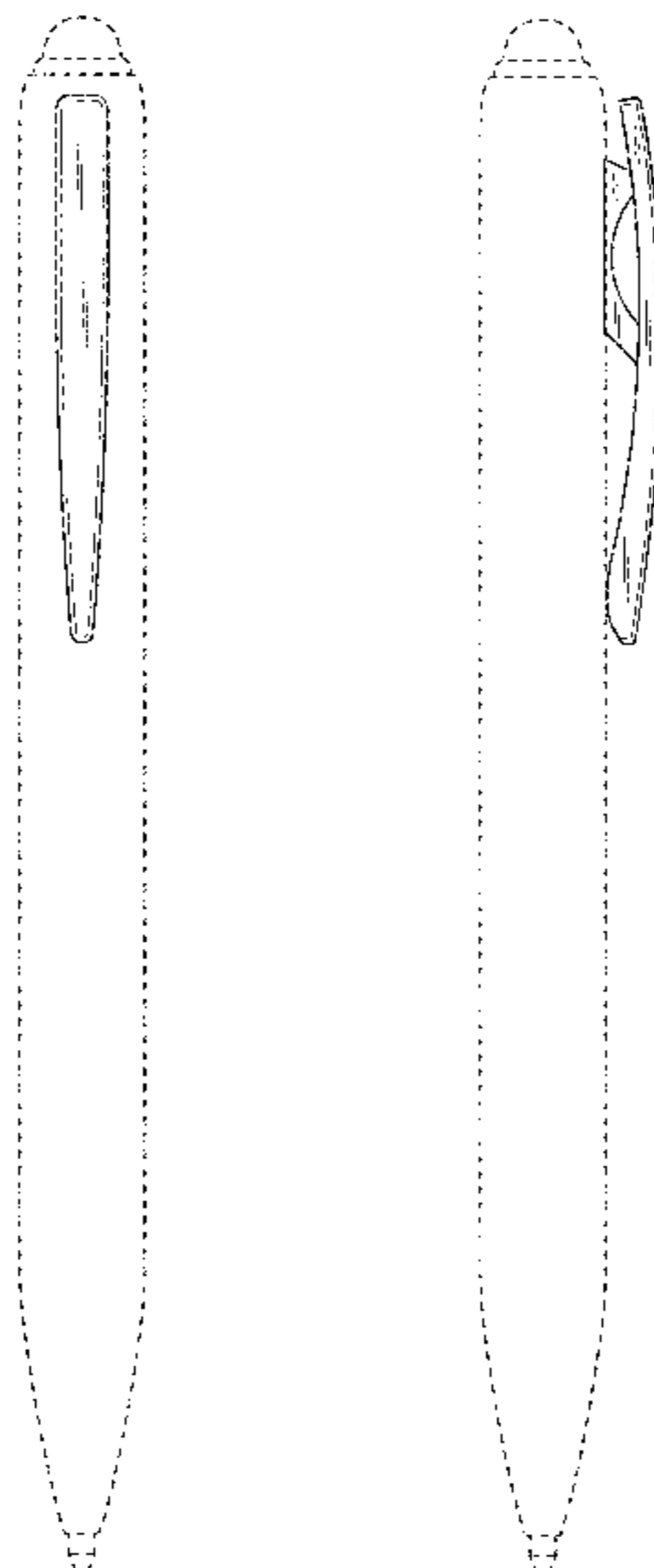
(57) **CLAIM**

We claim the ornamental design for a writing instrument, as shown and described.

DESCRIPTION

FIG. 1 is an isometric view of a writing instrument showing our new design;
FIG. 2 is a front view of FIG. 1;
FIG. 3 is a back view of FIG. 1;
FIG. 4 is a right side view of FIG. 1, the left side view being a mirror image of FIG. 4;
FIG. 5 is an enlarged top view of FIG. 1; and,
FIG. 6 is an enlarged bottom view of FIG. 1.
The broken lines in the drawings of FIGS. 1-6 are included for the purpose of showing portions that form no part of the claimed design.

1 Claim, 6 Drawing Sheets



(56)

References Cited

U.S. PATENT DOCUMENTS

D726,825 S *	4/2015	Casciotti	D19/171
D726,826 S *	4/2015	Casciotti	D19/199
D746,376 S *	12/2015	Fleming	D19/192
D753,226 S *	4/2016	Casciotti	D19/201
D771,190 S *	11/2016	Laemle	D19/197
D777,257 S *	1/2017	Fleming	D19/196
D797,192 S *	9/2017	Casciotti	D19/199
D824,999 S *	8/2018	Bindra	D19/172
D827,711 S *	9/2018	Casciotti	D19/173
D830,462 S *	10/2018	Takanashi	D19/173

* cited by examiner




Fig. 1




Fig. 2

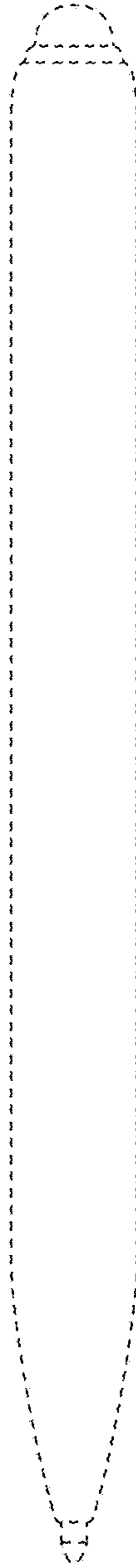


Fig. 3




Fig. 4

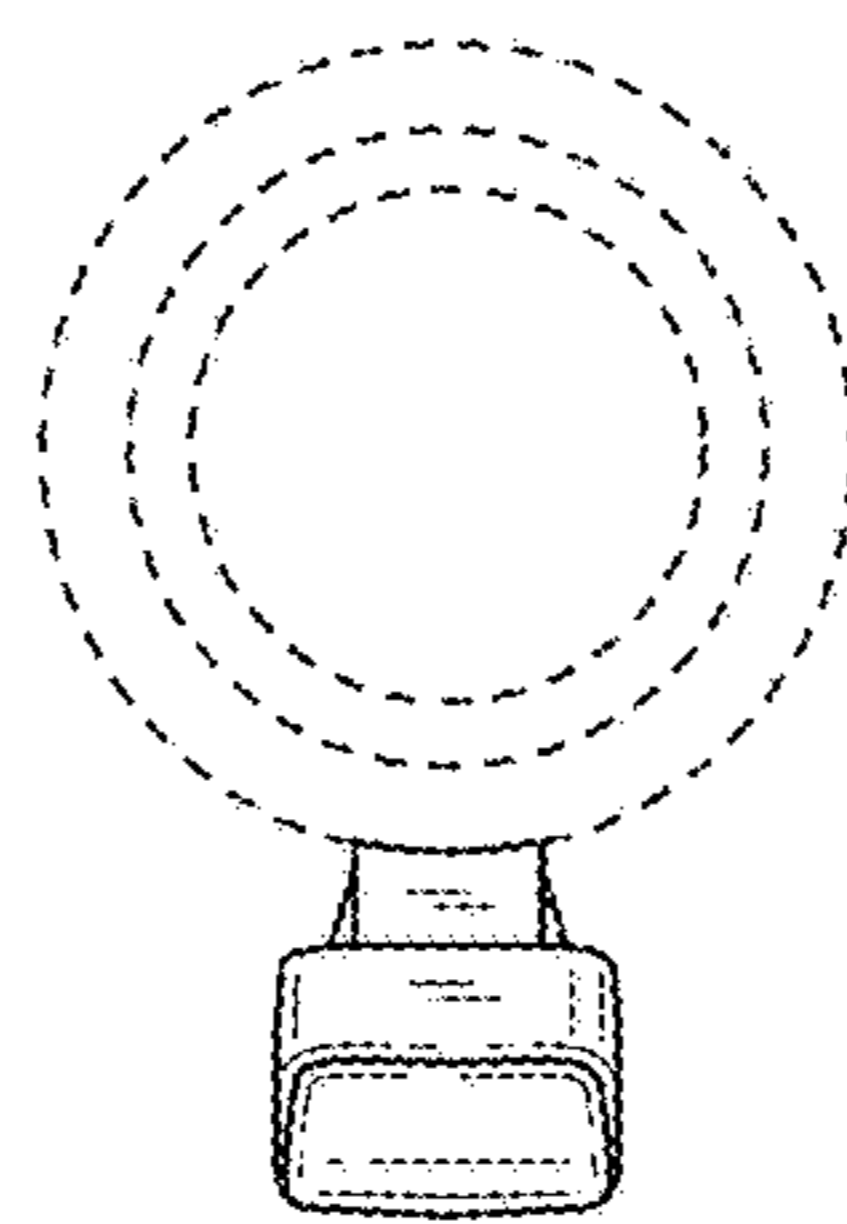


Fig. 5

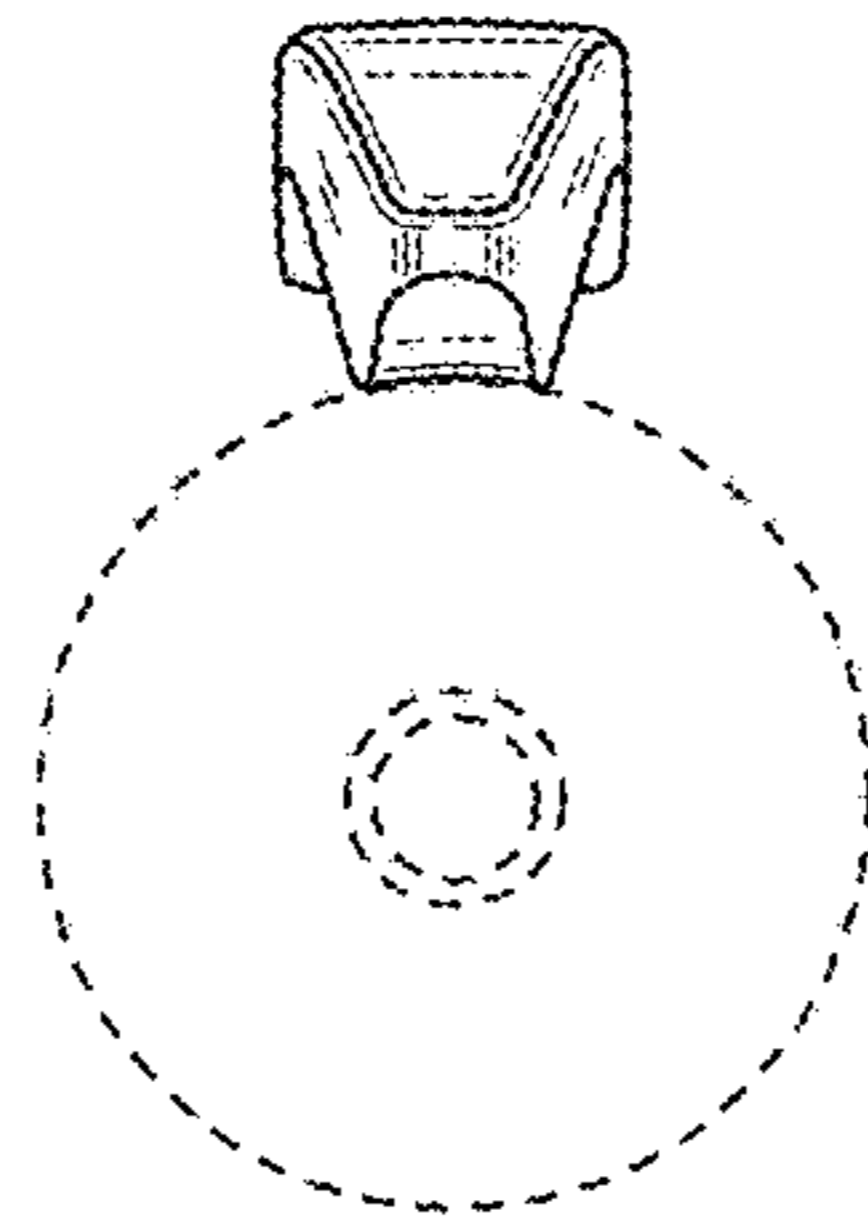


Fig. 6