



US00D857798S

(12) **United States Design Patent**
Pisapia

(10) **Patent No.:** **US D857,798 S**

(45) **Date of Patent:** **** Aug. 27, 2019**

- (54) **PEN**
- (71) Applicant: **Carlo Antonio Pisapia**, Fairfield, NJ (US)
- (72) Inventor: **Carlo Antonio Pisapia**, Fairfield, NJ (US)
- (73) Assignee: **Carlo A. Pisapia**, FairField, NJ (US)
- (**) Term: **15 Years**
- (21) Appl. No.: **29/651,037**
- (22) Filed: **Nov. 3, 2017**
- (51) **LOC (12) Cl.** **19-06**
- (52) **U.S. Cl.**
USPC **D19/171; D19/186**
- (58) **Field of Classification Search**
USPC D19/115–204; D14/411
CPC . B43K 5/005; B43K 7/12; B43K 8/04; B43K 8/06; B43K 19/00; B43K 19/02; B43K 19/14; B43K 21/006; B43K 21/06
See application file for complete search history.

(56) **References Cited**

U.S. PATENT DOCUMENTS

- 141,287 A * 7/1873 Orndorff B43K 23/004 15/443
- 780,599 A * 1/1905 Cypert B43K 23/004 15/443
- 1,704,248 A * 3/1929 Heilbrunan B43M 99/003 211/69.5
- 2,094,539 A * 9/1937 Jewett B43L 25/02 222/454
- D175,864 S * 10/1955 Steinberg 401/6
- D181,951 S * 1/1958 Young 401/6
- D187,255 S * 2/1960 Sams D19/177

- D188,972 S * 10/1960 Young D19/186
- D206,636 S * 1/1967 Zierhut D19/174
- 3,570,284 A * 3/1971 Hendricks B43K 31/00 401/195
- D228,033 S * 7/1973 Jenkins D19/186
- 4,167,350 A * 9/1979 Harris B43K 8/03 401/260
- D256,136 S * 7/1980 Muller D19/169
- D262,463 S * 12/1981 Delcroix D19/170
- D284,582 S * 7/1986 Bruhn D19/168
- D416,578 S * 11/1999 Paras D19/179
- D467,970 S * 12/2002 Pellissa Beneyto D19/169
- D482,394 S * 11/2003 Chiu D19/135
- D575,337 S * 8/2008 Eichel D19/178
- D576,675 S * 9/2008 Kent D19/174
- D597,134 S * 7/2009 Lin D19/184
- D624,964 S * 10/2010 Widstrom D19/179
- 8,434,956 B2 * 5/2013 Cabatan B43K 23/00 401/112
- D724,668 S * 3/2015 Bo D19/170
- D803,939 S * 11/2017 Lee D19/163

* cited by examiner

Primary Examiner — Elizabeth A. Albert

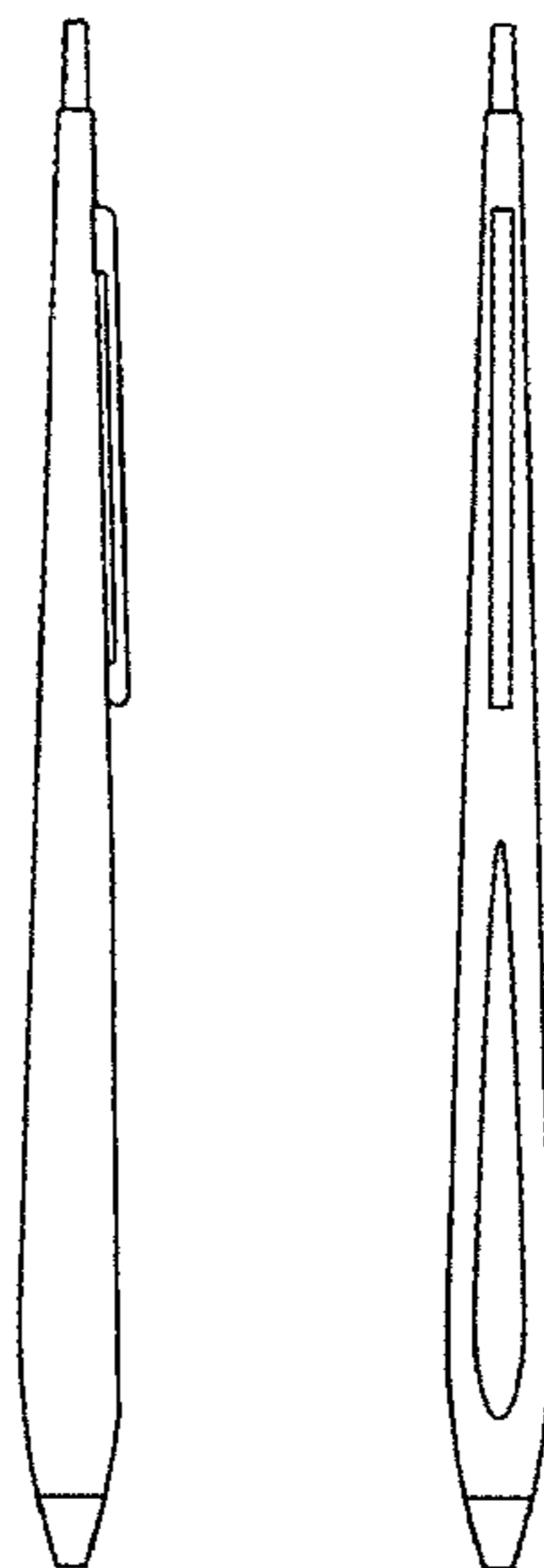
(57) **CLAIM**

The ornamental design for a pen, as shown and described.

DESCRIPTION

FIG. 1 is a front perspective view of a pen showing my new design;
 FIG. 2 is a left side elevational view thereof, the right side elevational view being a mirror image;
 FIG. 3 is a front elevational view thereof;
 FIG. 4 is an enlarged bottom plan view thereof; and,
 FIG. 5 is an enlarged top plan view thereof.
 The pen has an elongated flat tear drop shaped panel shown from the front in FIG. 3 and from the side in FIG. 2.

1 Claim, 3 Drawing Sheets



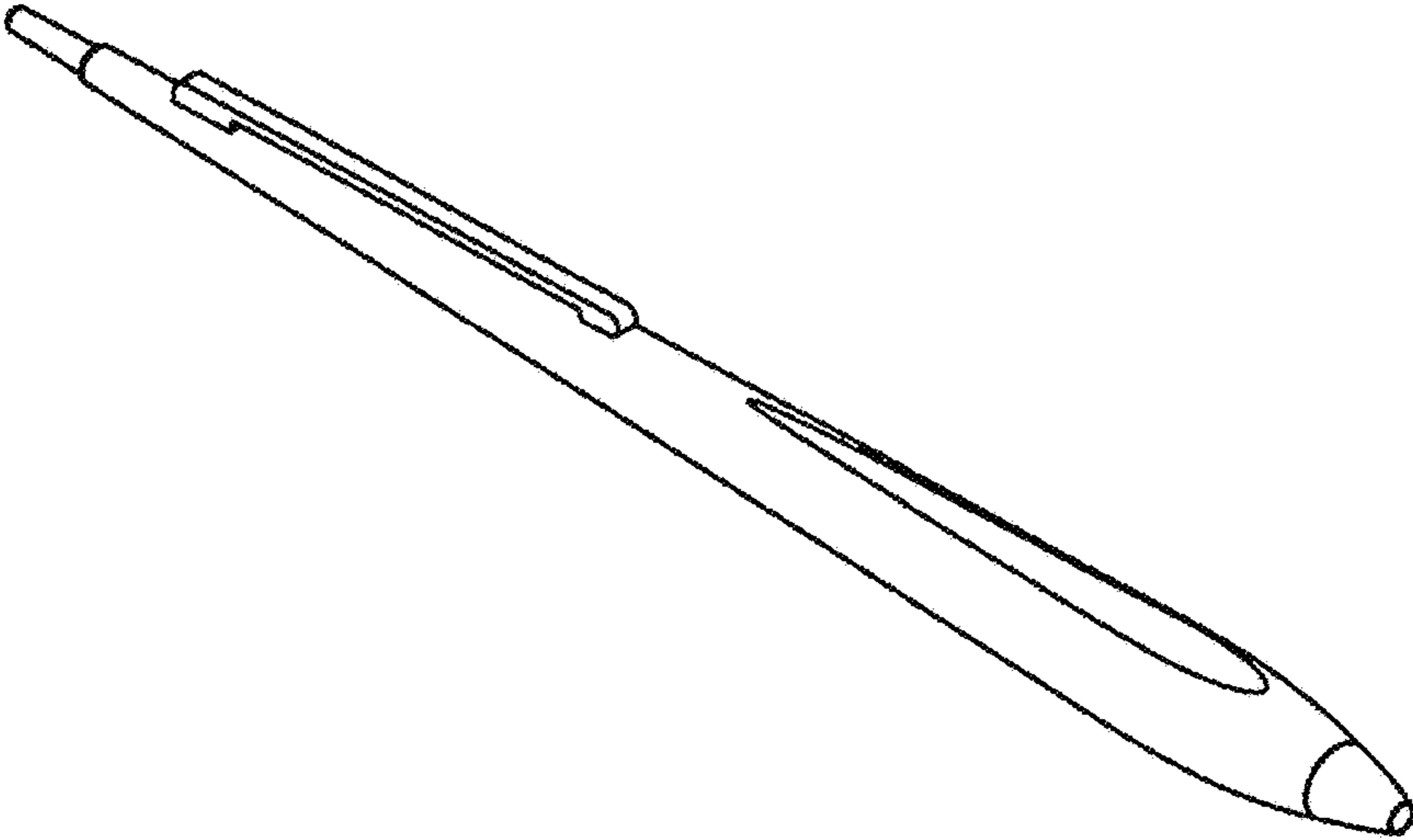


Fig. 1

Fig. 3




Fig. 2




Fig. 5




Fig. 4

