



US00D857796S

(12) **United States Design Patent**
Pisapia

(10) **Patent No.:** **US D857,796 S**

(45) **Date of Patent:** **** Aug. 27, 2019**

- (54) **PEN**
- (71) Applicant: **Carlo Antonio Pisapia**, FairField, NJ (US)
- (72) Inventor: **Carlo Antonio Pisapia**, FairField, NJ (US)
- (73) Assignee: **Carlo A. Pisapia**, FairField, NJ (US)
- (**) Term: **15 Years**
- (21) Appl. No.: **29/651,028**
- (22) Filed: **Oct. 30, 2017**
- (51) **LOC (12) Cl.** **19-06**
- (52) **U.S. Cl.**
USPC **D19/171; D19/186**
- (58) **Field of Classification Search**
USPC D19/115–204; D14/411
CPC . B43K 5/005; B43K 7/12; B43K 8/04; B43K 8/06; B43K 19/00; B43K 19/02; B43K 19/14; B43K 21/006; B43K 21/06
See application file for complete search history.

(56) **References Cited**

U.S. PATENT DOCUMENTS

141,287	A *	7/1873	Orndorff	B43K 23/004
					15/443
780,599	A *	1/1905	Cypert	B43K 23/004
					15/443
1,704,248	A *	3/1929	Heilbrun	B43M 99/003
					211/69.5
2,094,539	A *	9/1937	Jewett	B43L 25/02
					222/454
D161,826	S *	2/1951	Ferber	D19/185
D175,864	S *	10/1955	Steinberg et al.	401/6
D181,951	S *	1/1958	Young	401/6
D187,255	S *	2/1960	Sams	D19/177
D188,972	S *	10/1960	Young	D19/186

D206,636	S *	1/1967	Zierhut	D19/174
3,570,284	A *	3/1971	Hendricks	B43K 31/00
					401/195
D228,033	S *	7/1973	Jenkins	D19/186
4,167,350	A *	9/1979	Harris	B43K 8/03
					401/260
D256,136	S *	7/1980	Muller	D19/169
D262,463	S *	12/1981	Delcroix	D19/170
D284,582	S *	7/1986	Bruhn	D19/168
D342,090	S *	12/1993	Anavil	D19/172
D416,578	S *	11/1999	Paras	D19/179
D467,970	S *	12/2002	Pellissa Beneyto	D19/169
D482,394	S *	11/2003	Chiu	D19/135
D491,983	S *	6/2004	Izushima	D19/174
D597,134	S *	7/2009	Lin	D19/184
D624,964	S *	10/2010	Widstrom	D19/179
D647,961	S *	11/2011	Zhang	D19/166
8,434,956	B2 *	5/2013	Cabatan	B43K 23/00
					401/112
D724,668	S *	3/2015	Bo	D19/170
D803,939	S *	11/2017	Lee	D19/163
D819,737	S *	6/2018	Wei	D19/84

* cited by examiner

Primary Examiner — Elizabeth A. Albert

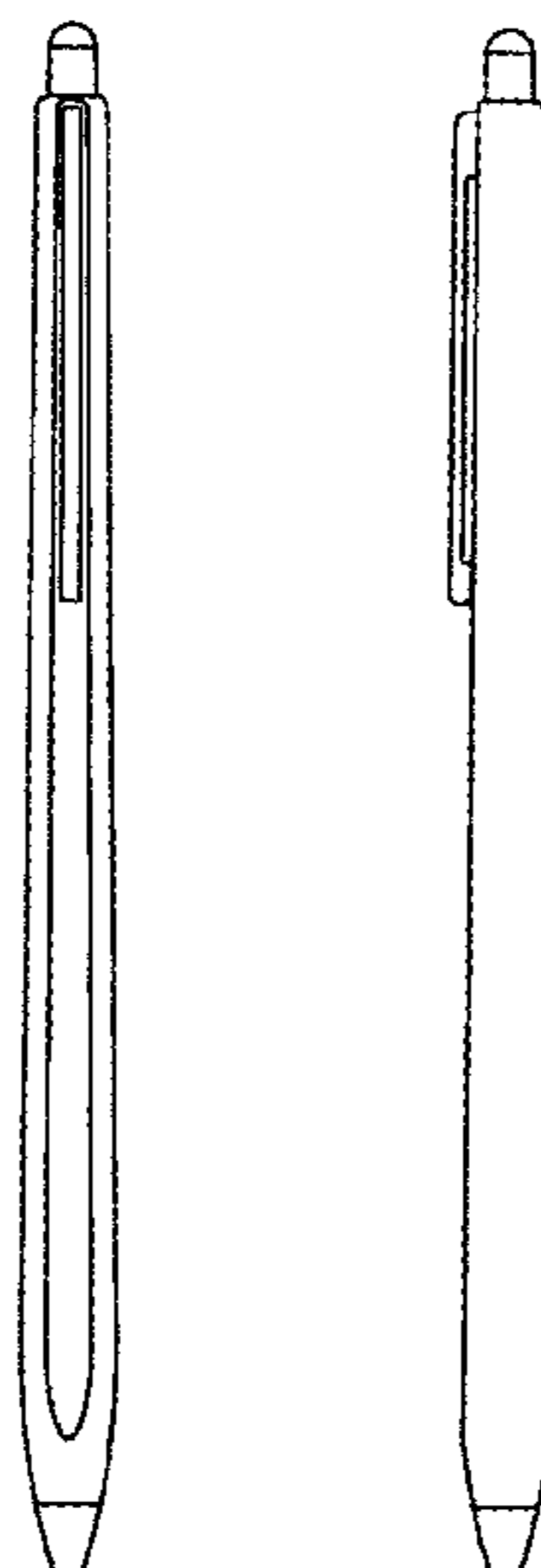
(57) **CLAIM**

The ornamental design for a pen, as shown and described.

DESCRIPTION

FIG. 1 is a front perspective view of a pen showing my new design;
 FIG. 2 is a left side elevational view thereof, the right side being a mirror image;
 FIG. 3 is a front elevational view thereof;
 FIG. 4 is an enlarged bottom plan view thereof; and,
 FIG. 5 is an enlarged top plan view thereof.
 The pen has a flat U-shaped panel on the front surface as shown from the front in FIG. 2 and from the side in FIG. 3.

1 Claim, 3 Drawing Sheets



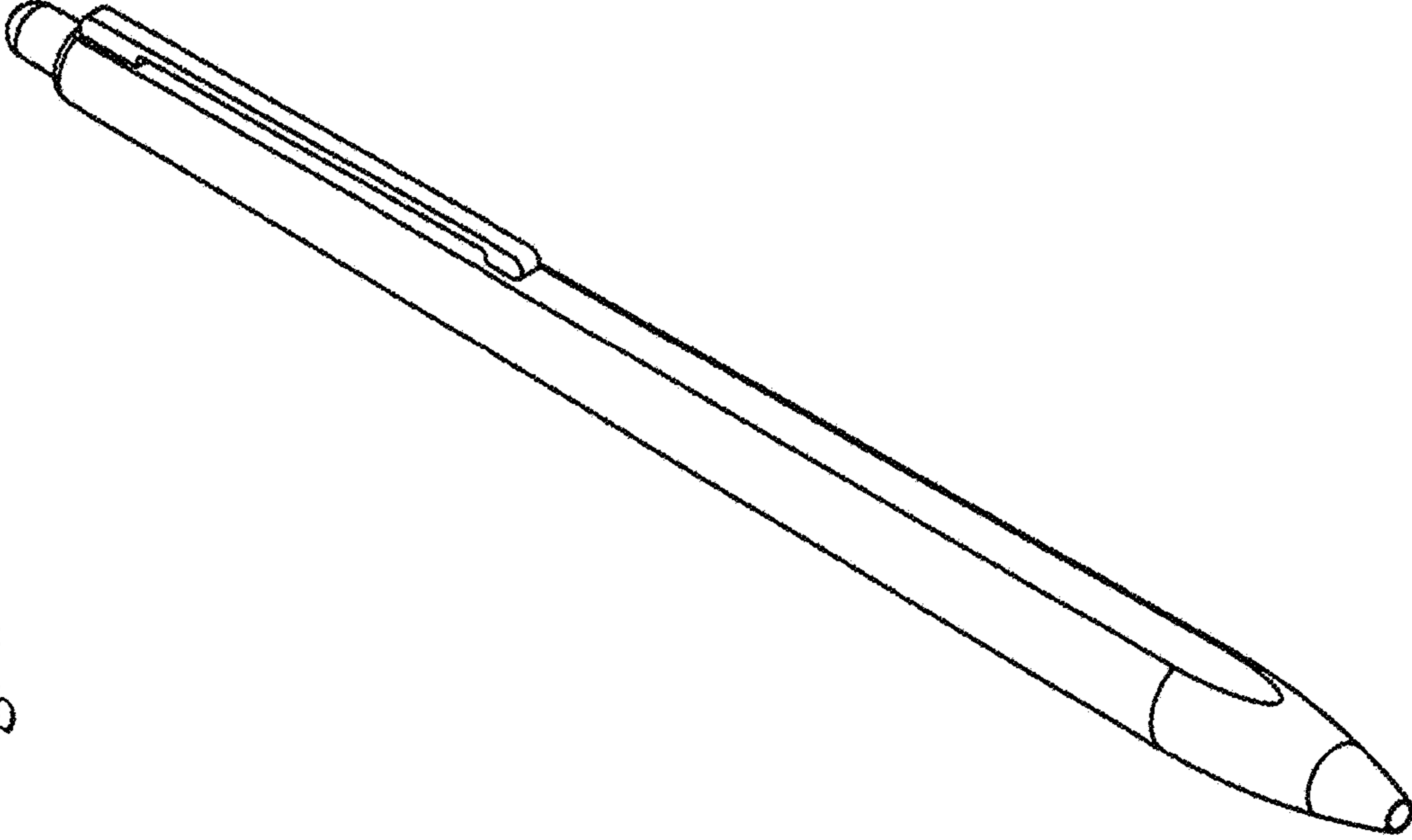


Fig. 1

Fig. 3



Fig. 2




Fig. 5




Fig. 4

