



US00D857787S

(12) **United States Design Patent**
Miera

(10) **Patent No.:** **US D857,787 S**

(45) **Date of Patent:** **** Aug. 27, 2019**

(54) **EYEWEAR**

(71) Applicant: **Milner Sports, LLC**, Colorado Springs,
CO (US)

(72) Inventor: **Brandon Miera**, Colorado Springs, CO
(US)

(73) Assignee: **MILNER SPORTS, LLC**, Colorado
Springs, CO (US)

(**) Term: **15 Years**

(21) Appl. No.: **29/592,729**

(22) Filed: **Feb. 1, 2017**

(51) **LOC (12) Cl.** **16-06**

(52) **U.S. Cl.**
USPC **D16/315; D16/326**

(58) **Field of Classification Search**
USPC D16/100-101, 300-342; D29/107, 110
CPC G02C 1/02; G02C 1/04; G02C 5/12
See application file for complete search history.

(56) **References Cited**

U.S. PATENT DOCUMENTS

D474,800 S *	5/2003	Hou	D16/314
D485,856 S *	1/2004	Wolfe	D16/314
D497,932 S *	11/2004	Hou	D16/314
D556,244 S *	11/2007	Tsai	D16/315
7,347,545 B1 *	3/2008	Jannard	G02C 1/04 351/106
D583,402 S *	12/2008	Yang	D16/321
D585,476 S *	1/2009	Yang	D16/315
D595,757 S *	7/2009	Yang	D16/314
D614,226 S *	4/2010	Fulton	D16/314
D621,866 S *	8/2010	Yang	D16/315
D623,683 S *	9/2010	Rohrbach	D16/315
D675,664 S *	2/2013	Moritz	D16/315
D705,339 S *	5/2014	Yoo	D16/315

D709,550 S *	7/2014	Sheldon	D16/321
D728,002 S *	4/2015	Uhm	D16/314
D777,827 S *	1/2017	Chen	D16/314
D778,340 S *	2/2017	Garfias	D16/315
D781,951 S *	3/2017	Michaud	D16/314
D835,180 S *	12/2018	Miera	D16/315
2012/0229753 A1 *	9/2012	Yang	G02C 5/008 351/122
2017/0100287 A1 *	4/2017	Calilung	A61F 9/028

OTHER PUBLICATIONS

Epoch Eyewear Epoch Primo TR-90 NZZ Frame Sunglasses, date first listed Apr. 12, 2017, site visited Jun. 4, 2018, Copyright © 1996-2018, <https://www.amazon.com/Epoch-Eyewear-Primo-Sunglasses-Mirror/dp/B06VSHCDXK/ref=sr_1_1?ie=UTF8&qid=1528134100&sr=8-1&keywords=epoch%2Beyewear%2Bprimo&th=1>.*

* cited by examiner

Primary Examiner — Cathron C Brooks

Assistant Examiner — Sharon S Oum

(74) *Attorney, Agent, or Firm* — Lewis Brisbois Bisgaard & Smith LLP; Thomas A. Dougherty

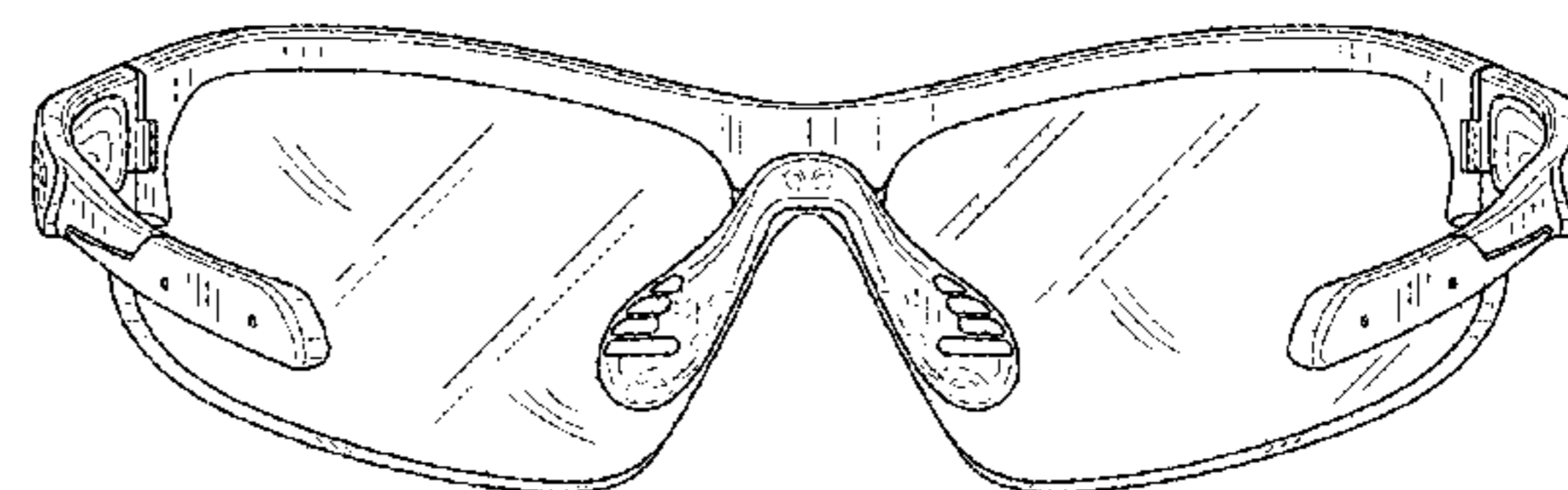
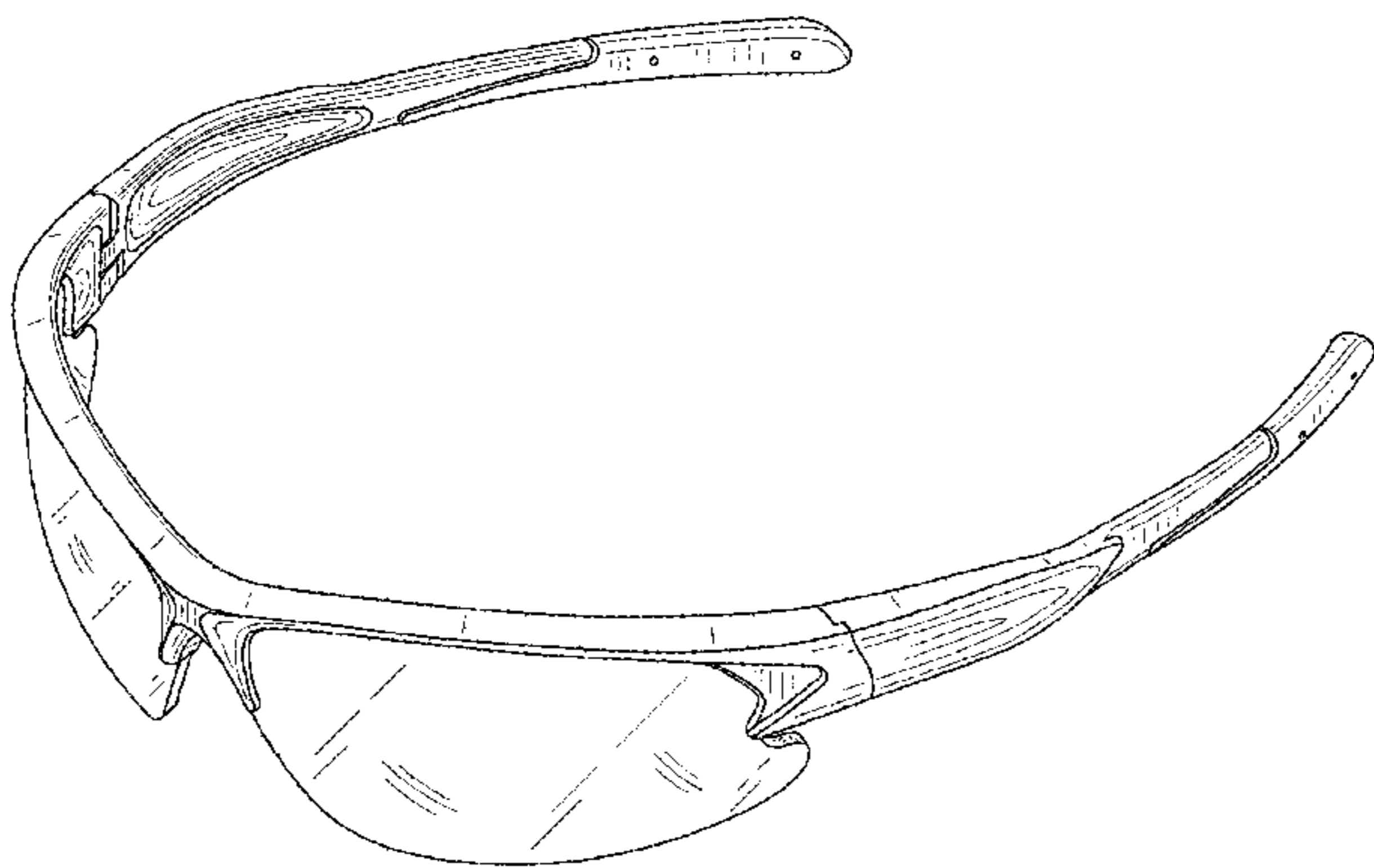
(57) **CLAIM**

The ornamental design for the eyewear, as shown and described.

DESCRIPTION

FIG. 1 is a perspective view of the eyewear.
FIG. 2 is a front view of the eyewear.
FIG. 3 is a back view of the eyewear.
FIG. 4 is a right side view of the eyewear.
FIG. 5 is a left side view of the eyewear.
FIG. 6 is a top view of the eyewear; and,
FIG. 7 is a bottom view of the eyewear.

1 Claim, 7 Drawing Sheets



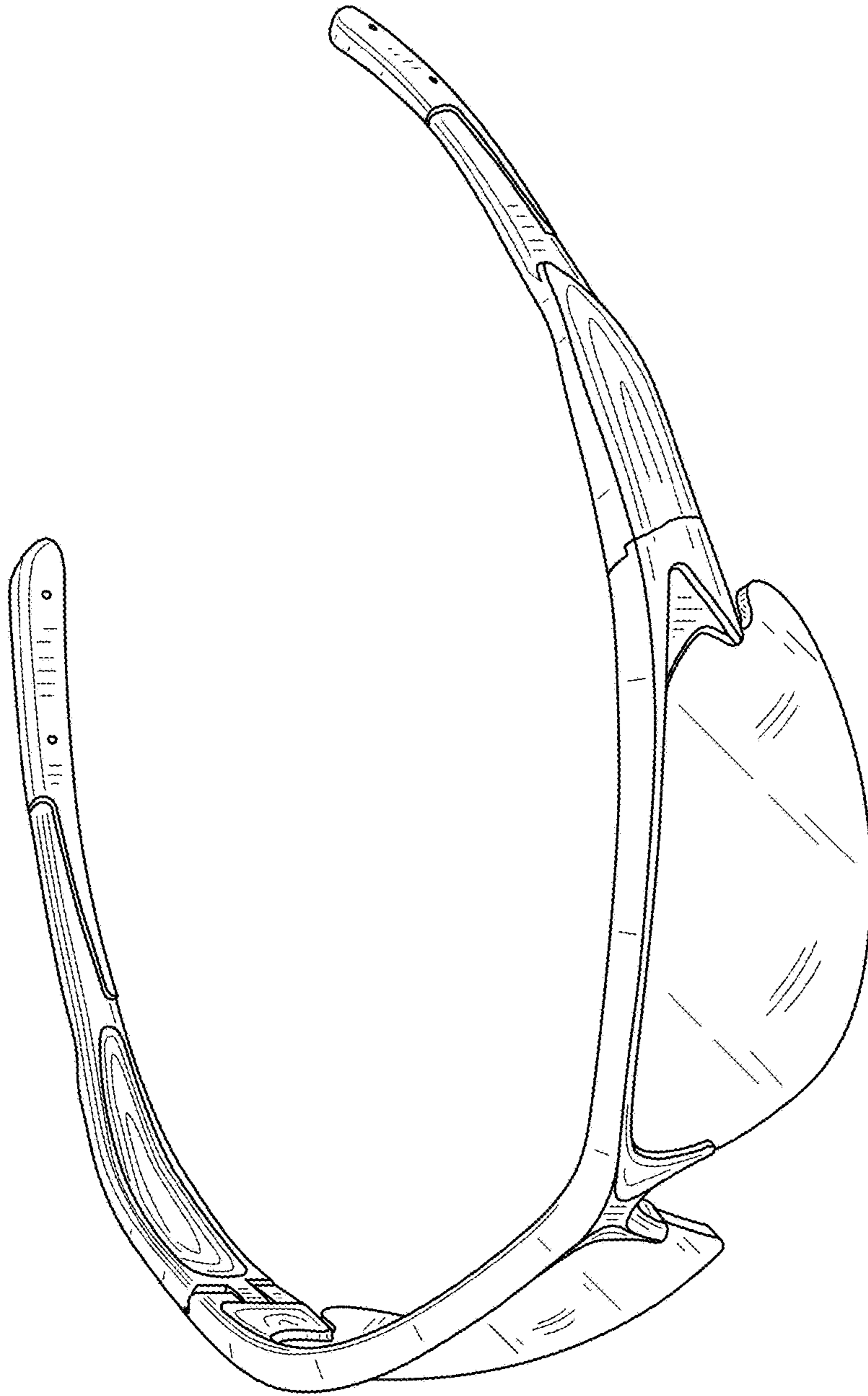


FIG.1

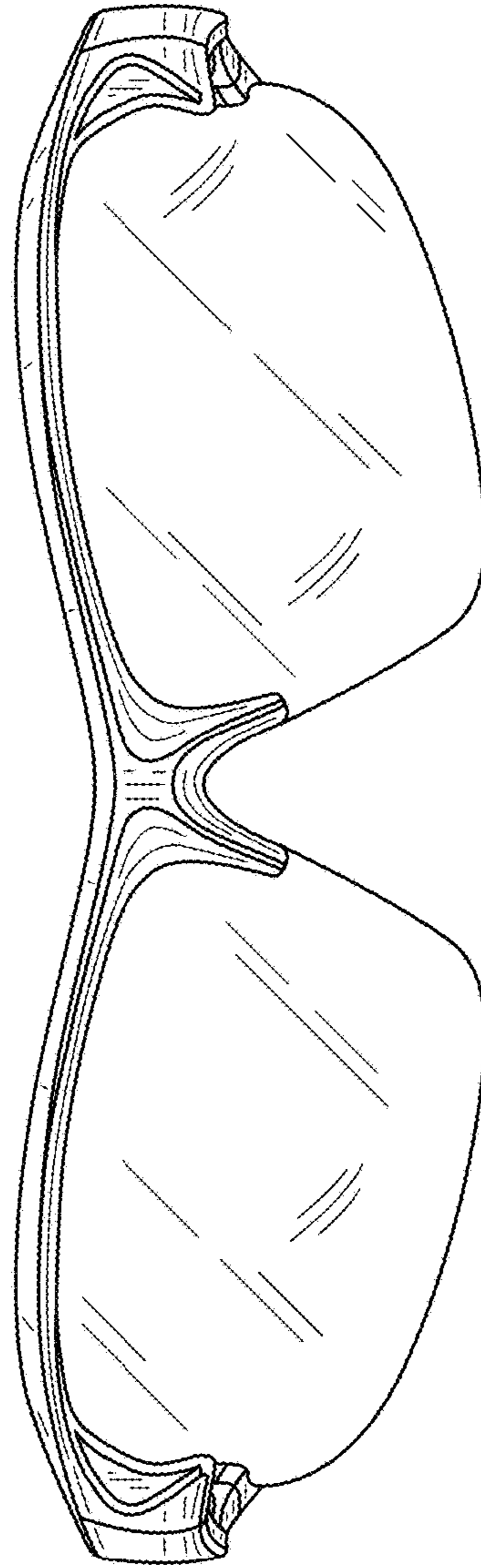


FIG.2

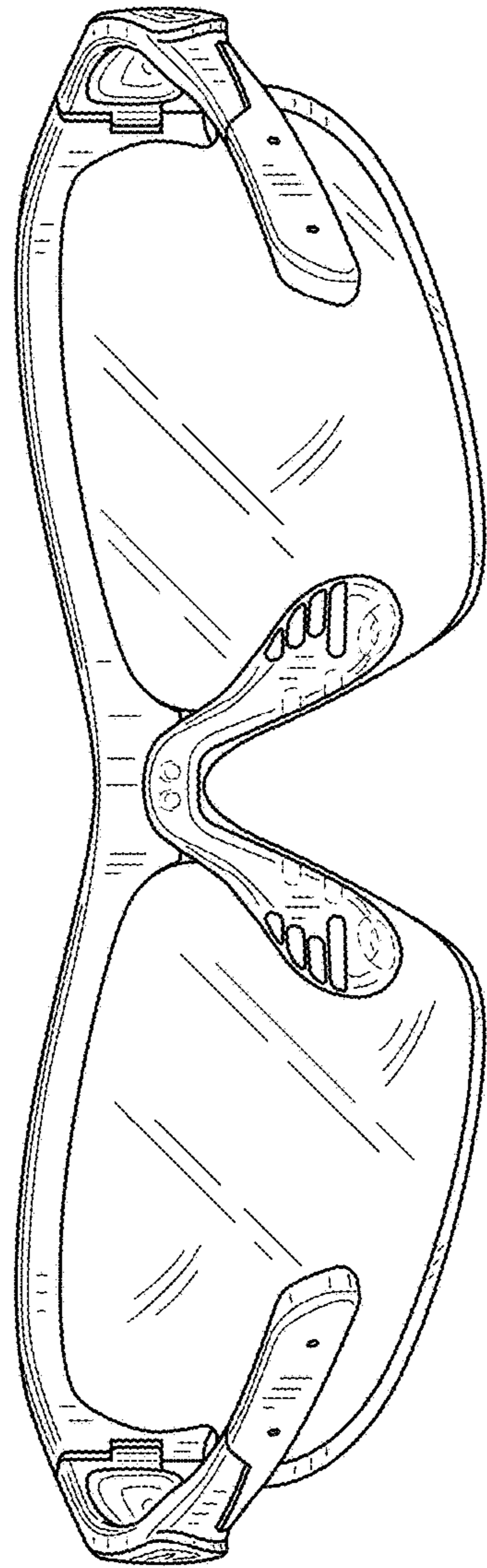


FIG.3

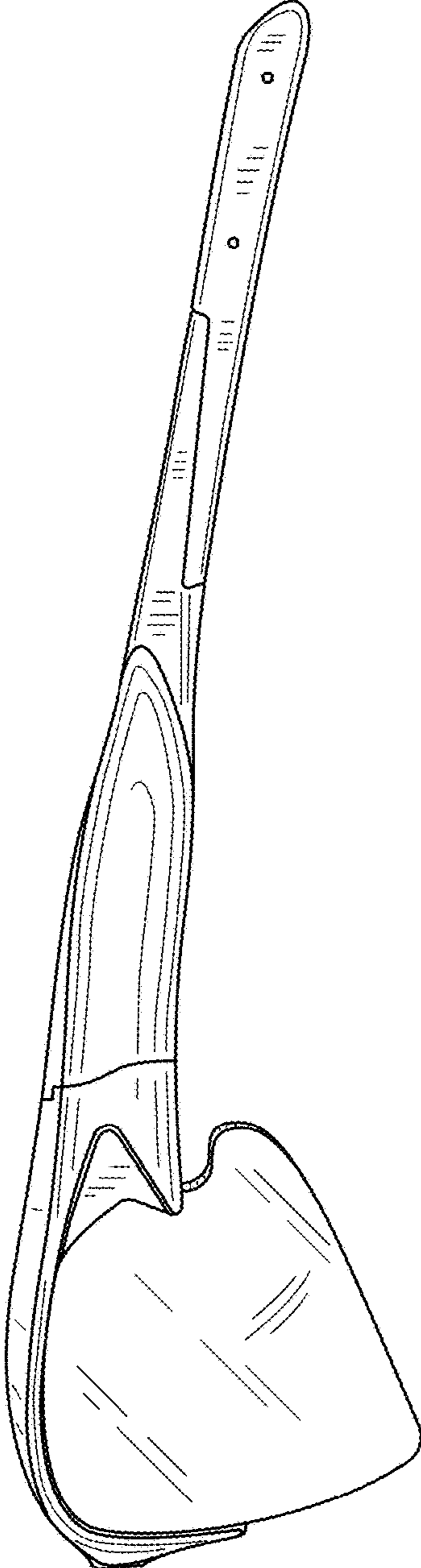


FIG.4

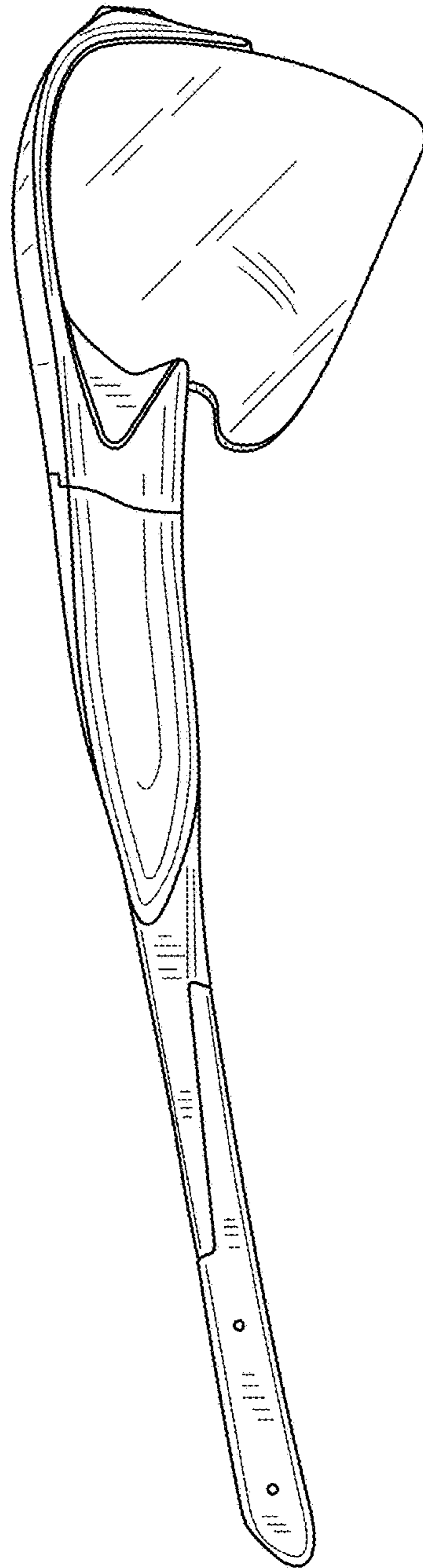


FIG.5




FIG.6

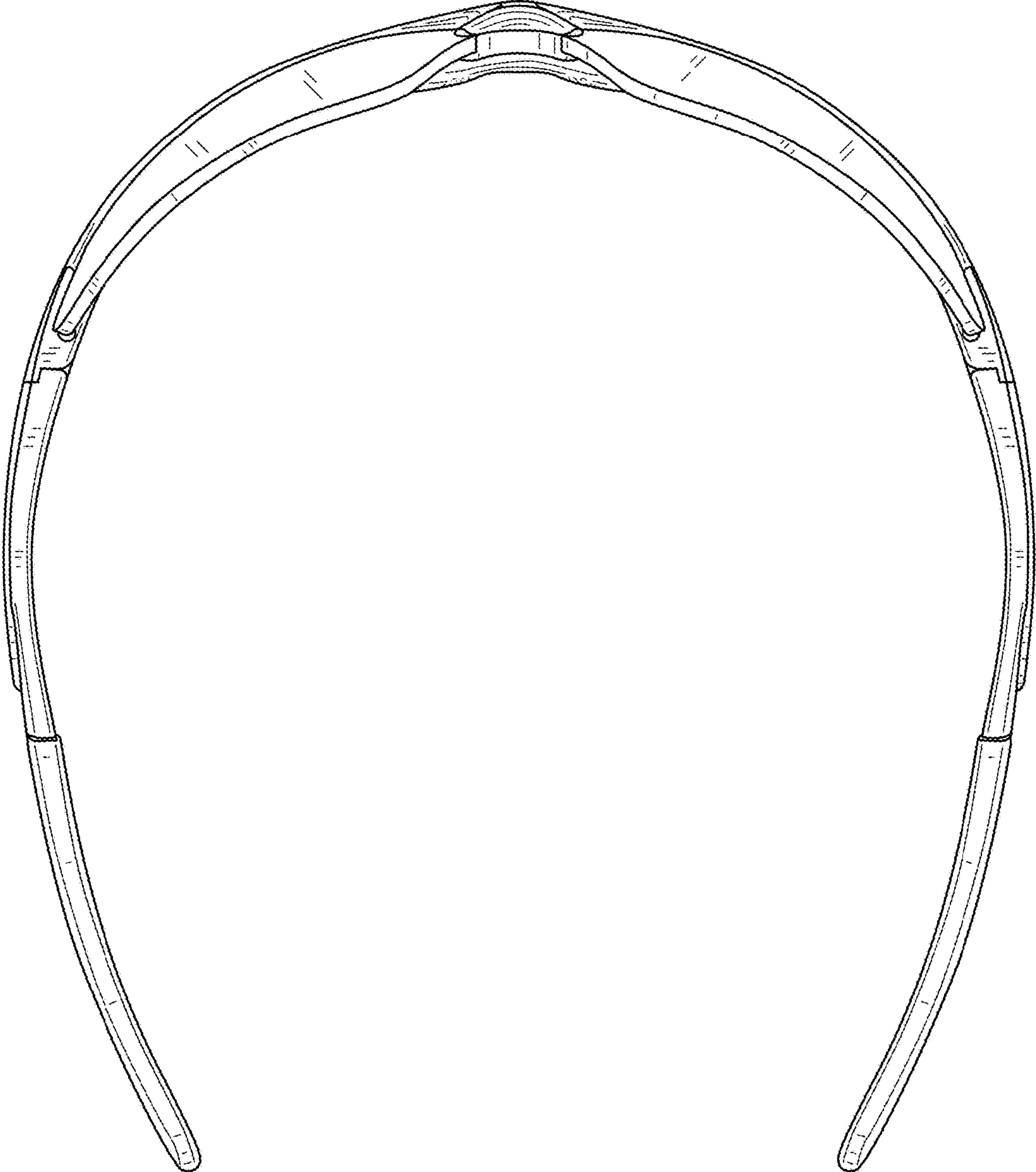


FIG.7