

US00D857764S

(12) **United States Design Patent** (10) **Patent No.:** **US D857,764 S**
Um et al. (45) **Date of Patent:** **** Aug. 27, 2019**

(54) **DRAWER-TYPE CLOTHES DRYER**

(56) **References Cited**

(71) Applicant: **LG ELECTRONICS INC.**, Seoul (KR)

U.S. PATENT DOCUMENTS

(72) Inventors: **Yeji Um**, Seoul (KR); **Myungshik Kim**, Seoul (KR); **Byeongkook Kim**, Seoul (KR); **Nerry Son**, Seoul (KR)

7,235,109 B2 * 6/2007 Kleker D06F 17/04
34/106
D574,115 S * 7/2008 Jeon D32/9
(Continued)

(73) Assignee: **LG ELECTRONICS INC.**, Seoul (KR)

Primary Examiner — Khawaja Anwar
(74) *Attorney, Agent, or Firm* — Birch, Stewart, Kolasch & Birch, LLP

(**) Term: **15 Years**

(57) **CLAIM**

(21) Appl. No.: **35/504,636**

The ornamental design for a drawer-type clothes dryer, as shown and described.

(22) Filed: **Sep. 22, 2017**

DESCRIPTION

(80) **Hague Agreement Data**

Int. Filing Date: **Sep. 22, 2017**
Int. Reg. No.: **DM/098202**
Int. Reg. Date: **Sep. 22, 2017**
Int. Reg. Pub. Date: **Mar. 23, 2018**

- 1. Drawer-type clothes dryer
- 1.1 : Perspective
- 1.2 : Front
- 1.3 : Back
- 1.4 : Left
- 1.5 : Top
- 1.6 : Bottom
- 1.7 : Back perspective view
- 1.8 : Perspective view 2
- 1.9 : Front view 2
- 1.10 : Back view 2
- 1.11 : Left view 2
- 1.12 : Top view 2
- 1.13 : Bottom view 2
- 1.14 : Back perspective view 2

(30) **Foreign Application Priority Data**

Mar. 24, 2017 (KR) 30-2017-0013902

(51) **LOC (12) Cl.** **15-07**

(52) **U.S. Cl.**
USPC **D15/89**

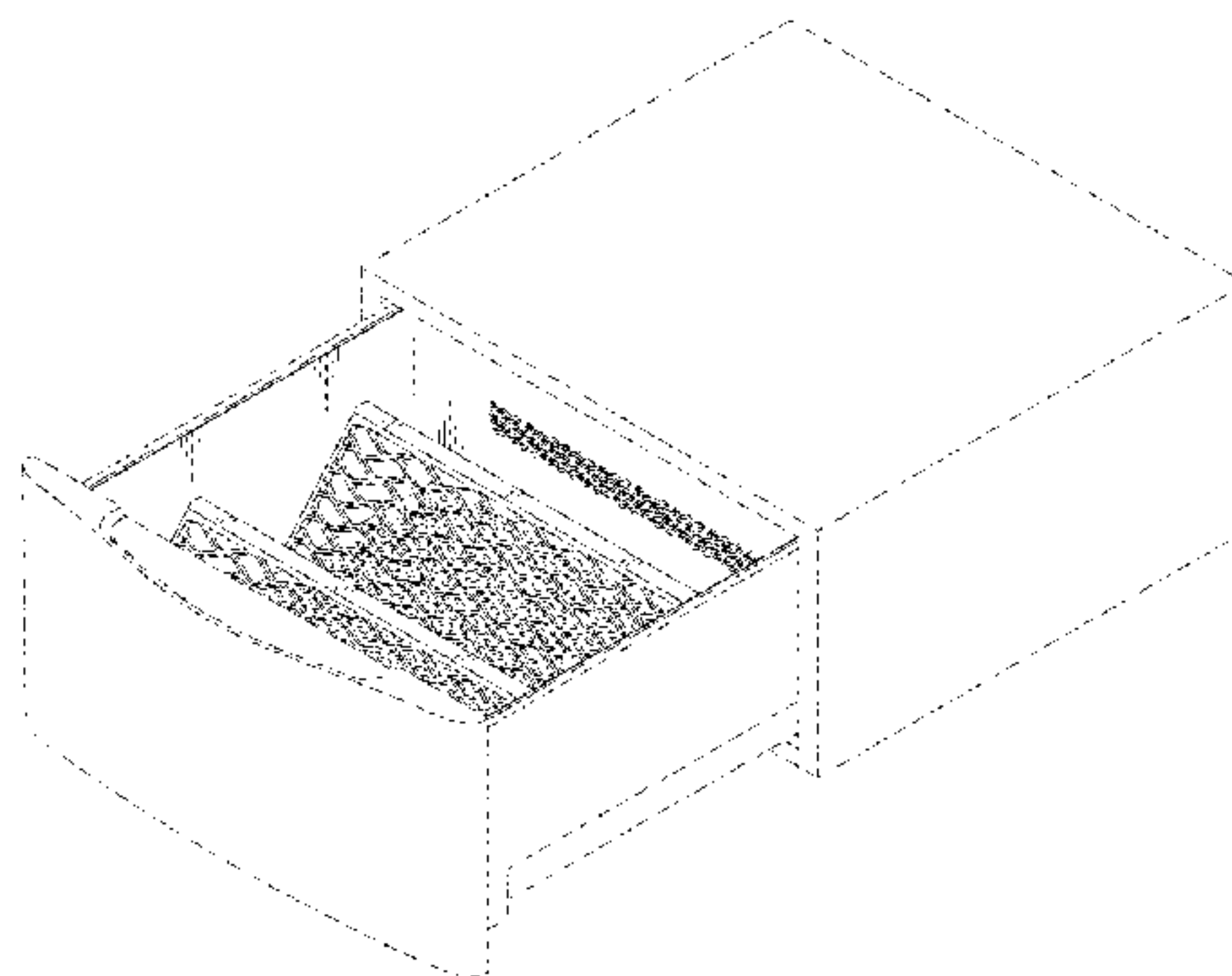
(58) **Field of Classification Search**

USPC D6/410, 411, 462, 546, 548, 553, 567,
D6/574, 566; D32/2, 6-13, 55, 56, 58,
D32/25-31; D23/271, 273, 284, 286, 308
CPC D06F 33/02; D06F 39/14; D06F 37/304;
D06F 39/005; D06F 39/12; D06F 37/04;
D06F 39/02; D06F 29/00; D06F 37/203;

The broken lines depict portions of the drawer-type clothes dryer that form no part of the claimed design; the dash-dot broken lines define the bounds of the claimed design and form no part thereof; reproduction 1.1 is a front perspective view of the drawer-type clothes dryer; reproductions 1.2, 1.3, 1.4, 1.5, 1.6 and 1.7 are the front, back, left (where the right view is mirror image), top, bottom and back perspective views of reproduction 1.1; reproduction 1.8 is a front

(Continued)

(Continued)



perspective view in a condition that inner drying rack has been folded inward; reproductions 1.9, 1.10, 1.11, 1.12, 1.13 and 1.14 are the front, back, left (where the right view is mirror image), top, bottom and back perspective views of reproduction 1.8.

1 Claim, 14 Drawing Sheets

(58) **Field of Classification Search**

CPC D06F 37/28; D06F 37/30; D06F 58/02;
D06F 2204/065; D06F 2222/00; D06F
29/005; D06F 29/02; D06F 31/00; D06F
33/00; D06F 37/10; D06F 37/12; D06F
37/36; D06F 58/206; D06F 58/22; D06F
58/24; D06F 17/08; D06F 1/04; D06F
2058/2803; D06F 2202/00; D06F
2202/02; D06F 2202/065; D06F 2202/12;
D06F 2204/02; D06F 2204/086; D06F

2224/00; D06F 2232/00; D06F 2232/08;
D06F 23/04; D06F 35/00; D06F 35/005;
D06F 35/006; D06F 35/007; D06F 37/00;
D06F 37/02; D06F 37/225; D06F 37/263;
D06F 37/266; D06F 37/268; D06F 37/40;
D06F 37/42; D06F 39/003; D06F 39/004;
D06F 39/007; D06F 39/08; D06F 39/088;
D06F 39/125; D06F 58/203; D06F 58/28;
D06F 81/06

See application file for complete search history.

(56)

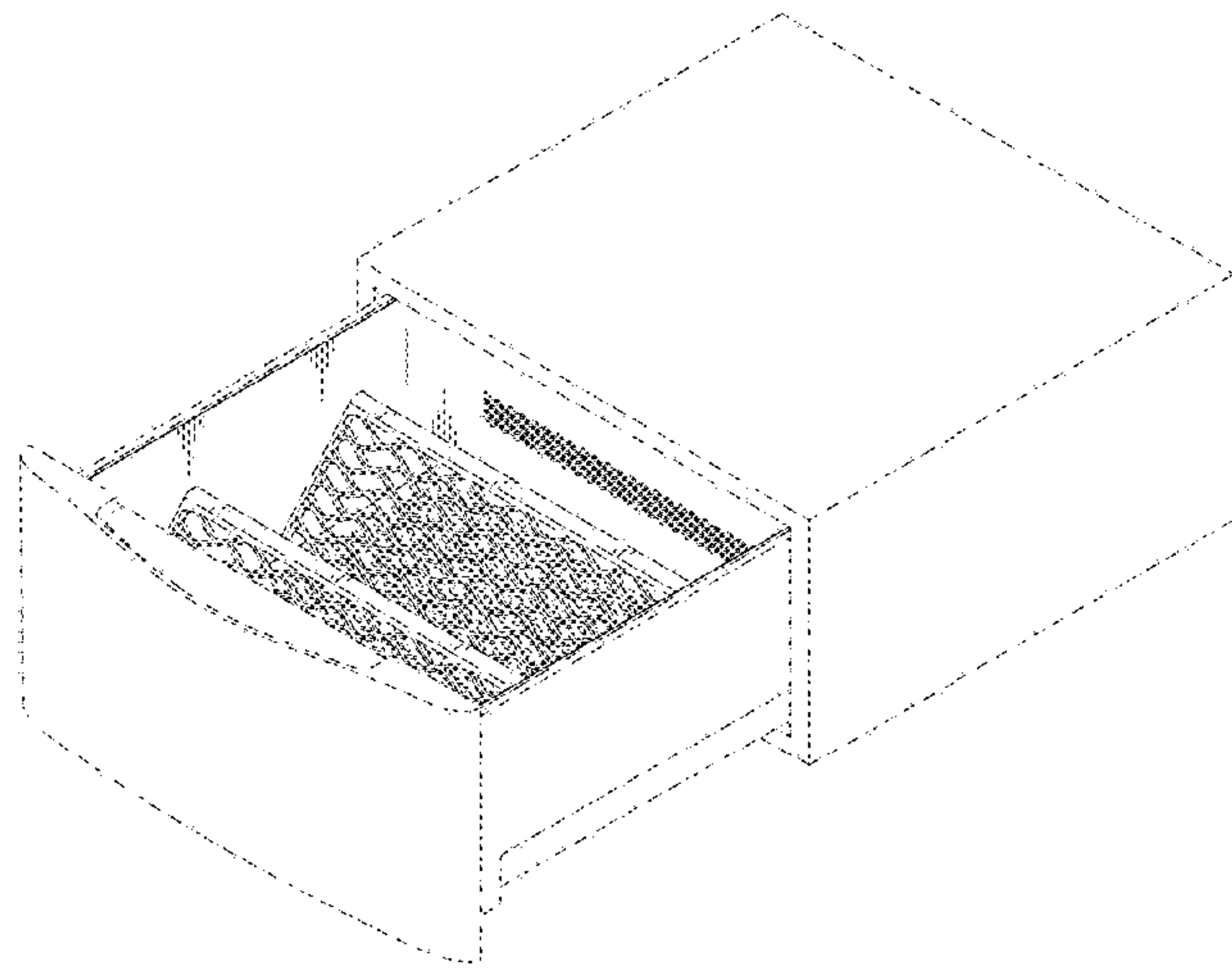
References Cited

U.S. PATENT DOCUMENTS


D638,592	S	*	5/2011	Suh	D32/8
D640,430	S	*	6/2011	Jee	D32/6
D643,165	S	*	8/2011	Song	D32/8
D821,043	S	*	6/2018	Yoo	D32/8

* cited by examiner


1. 1



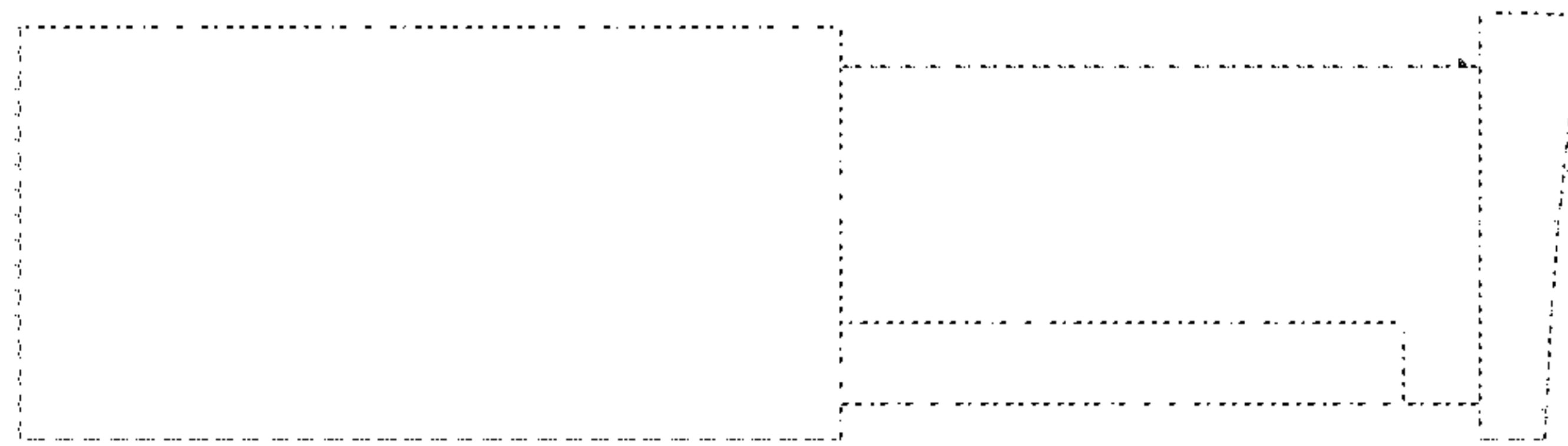
1. 2




1. 3




1. 4



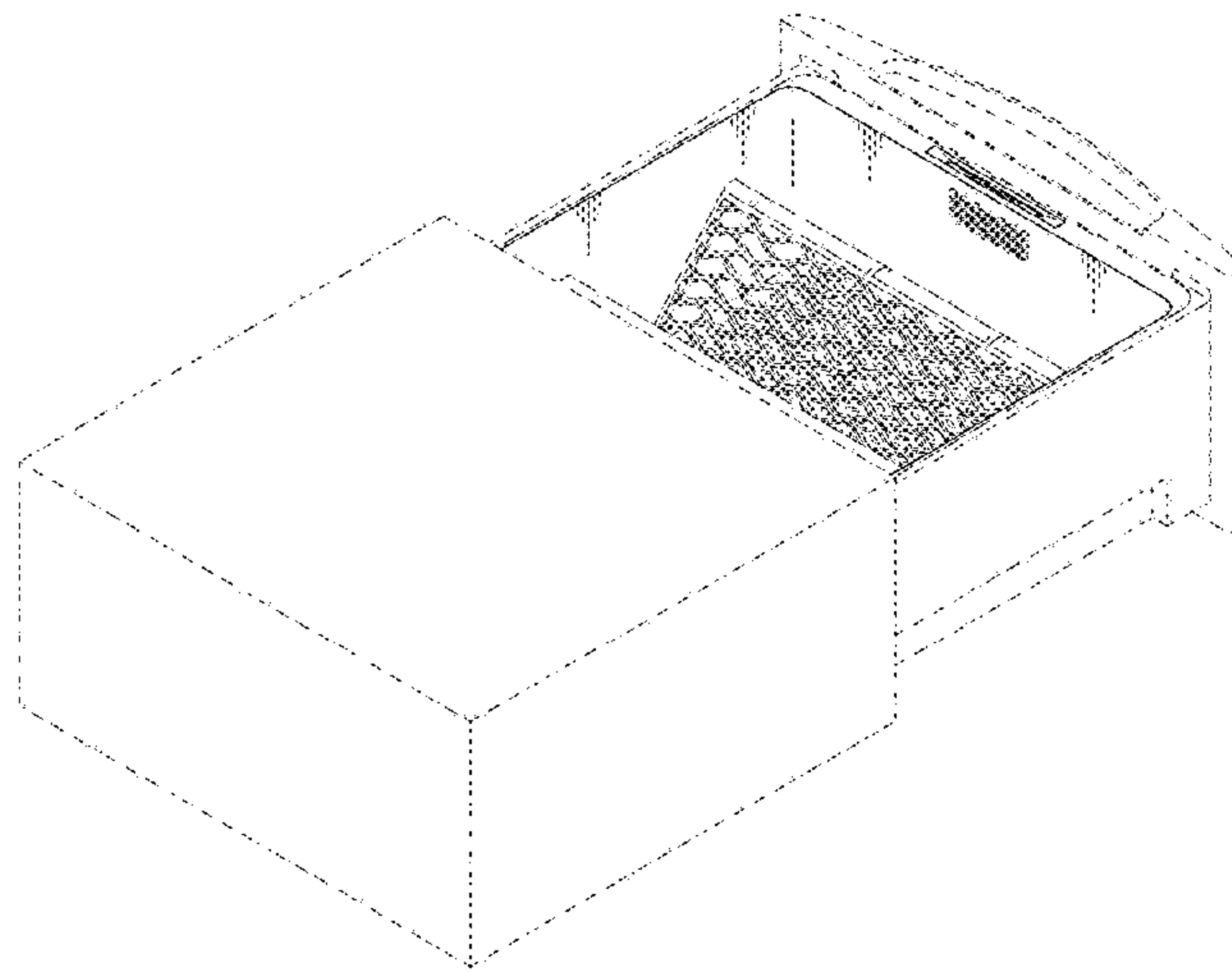
1. 5



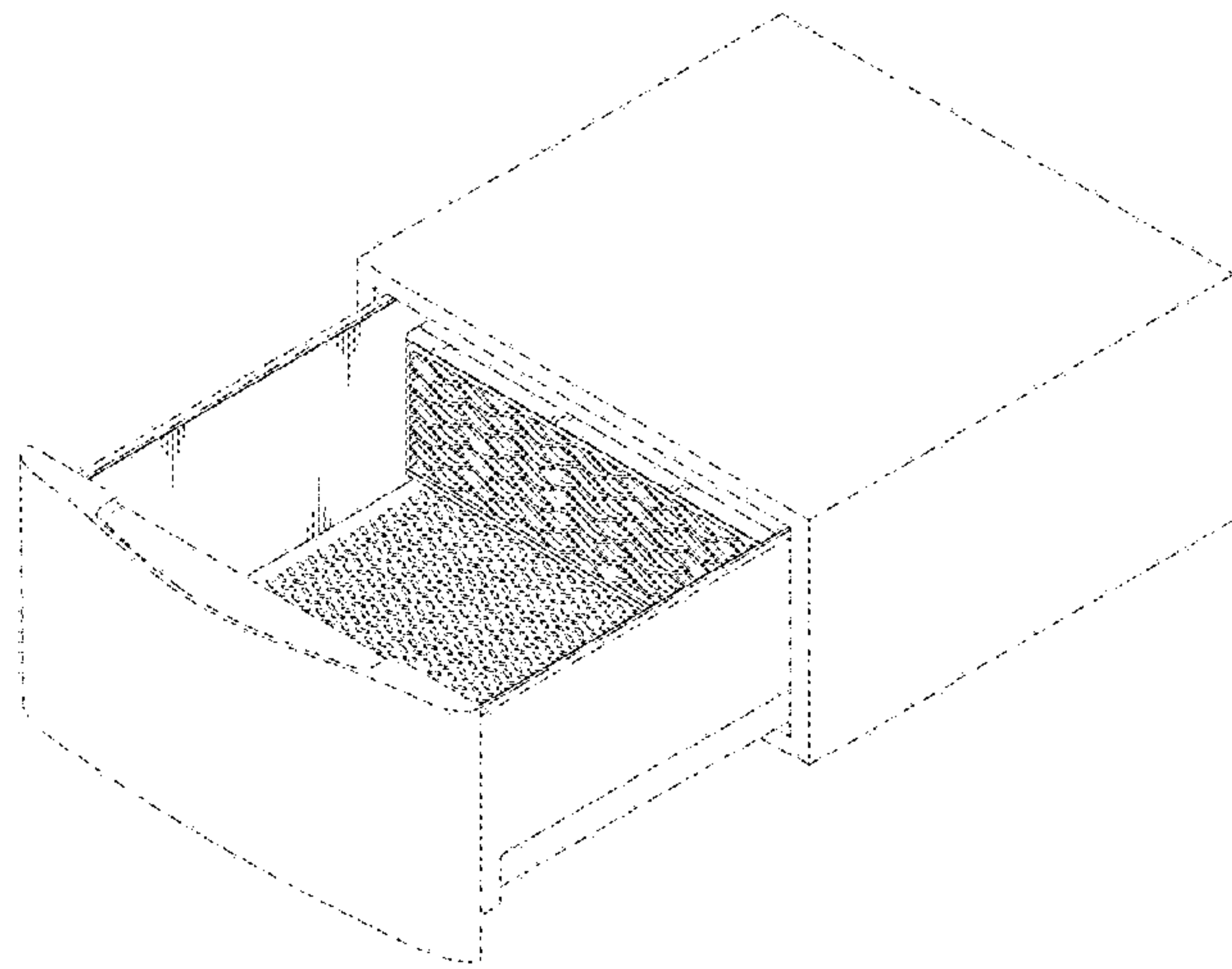
1. 6




1. 7




1. 8



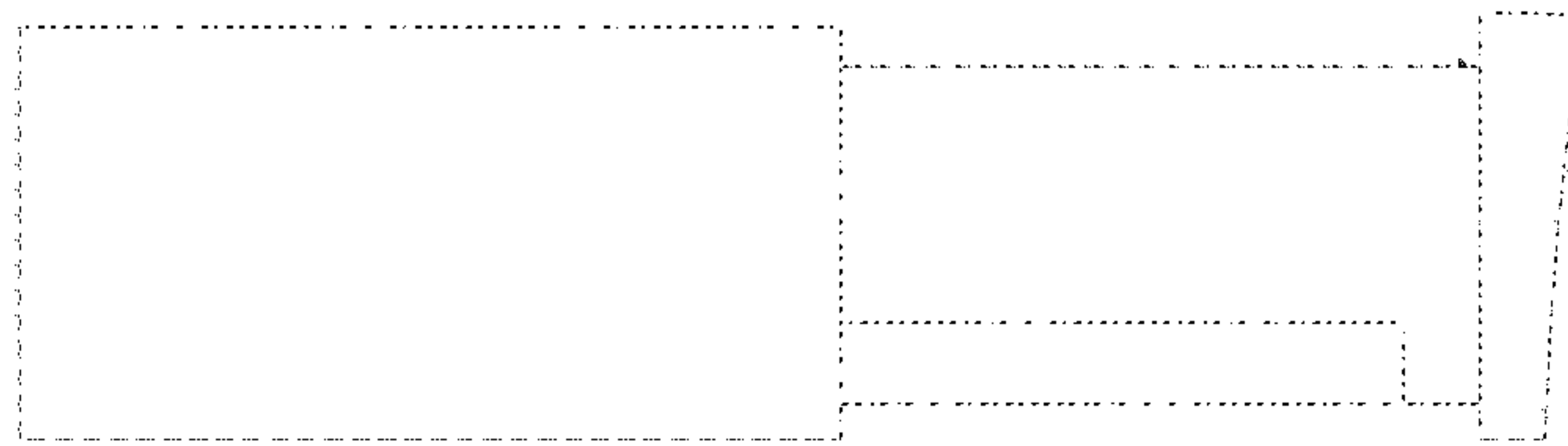
1. 9




1. 10




1. 11



1. 12



1. 13



1. 14

