



US00D857759S

(12) **United States Design Patent**
Rhode et al.

(10) **Patent No.:** **US D857,759 S**

(45) **Date of Patent:** **** Aug. 27, 2019**

- (54) **TINE ATTACHMENT**
- (71) Applicant: **China Pacificarbide, Inc.**, Chino, CA (US)
- (72) Inventors: **Jeff Tyler Rhode**, Anaheim Hills, CA (US); **Corey Alan Johnson**, Bismarck, ND (US)
- (73) Assignee: **China Pacificarbide, Inc.**, Chino, CA (US)
- (**) Term: **15 Years**
- (21) Appl. No.: **29/612,652**
- (22) Filed: **Aug. 2, 2017**
- (51) **LOC (12) Cl.** **15-03**
- (52) **U.S. Cl.**
USPC **D15/29**
- (58) **Field of Classification Search**
USPC D15/11, 17, 21, 27, 28, 29; 172/707, 172/747, 772, 772.5, 704, 708, 705, 720, 172/765
CPC A01B 39/20; A01B 19/02; A01B 35/24; A01B 35/225; A01B 35/00; A01B 23/02; A01B 23/00; B23K 1/0008
See application file for complete search history.

- 4,453,602 A * 6/1984 Larsen A01B 23/02 172/707
- 4,534,418 A * 8/1985 Hegemann A01B 35/24 172/708
- 4,625,810 A * 12/1986 Edmisson A01B 23/02 172/747

(Continued)

Primary Examiner — Mark A Goodwin
(74) *Attorney, Agent, or Firm* — Boardman & Clark LLP

(57) **CLAIM**

The ornamental design for a tine attachment, as shown and described.

DESCRIPTION

FIG. 1 is a reduced perspective view of a tine attachment showing our new design, in use condition attached as a pair, with one shown in broken lines, attached to a spring tine also shown in broken lines;

FIG. 2 is a perspective view of a tine attachment showing our new design, attached to a tine shown in broken lines;

FIG. 3 is a front elevation view of the tine attachment in FIG. 2;

FIG. 4 is a rear elevation view of the tine attachment of FIG. 2;

FIG. 5 is a left-side elevation view of the tine attachment of FIG. 2;

FIG. 6 is a right-side elevation view of the tine attachment of FIG. 2;

FIG. 7 is a top view of the tine attachment of FIG. 2;

FIG. 8 is a bottom plan view of the tine attachment of FIG. 2; and,

FIG. 9 is a reduced top view of the tine attachment and tine of FIG. 2.

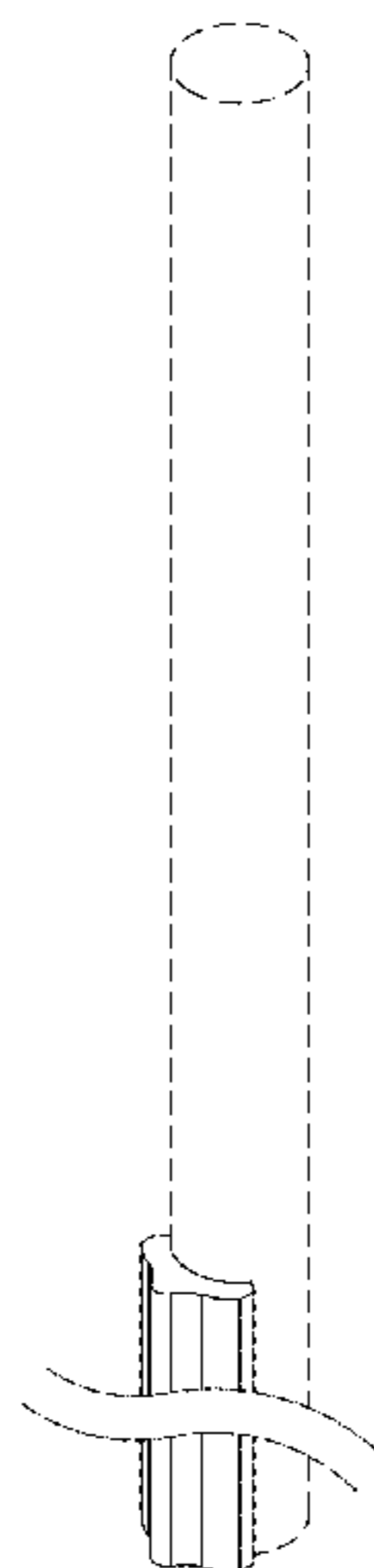
The broken dash lines shown in the drawings represent unclaimed environment only and form no part of the claimed design. The tine attachment is shown with a symbolic break in its length in broken dash-dot lines. That appearance of any portion of the article between the break lines forms no part of the claimed design.

1 Claim, 2 Drawing Sheets

(56) **References Cited**

U.S. PATENT DOCUMENTS

- 1,965,950 A * 7/1934 Walker A01B 23/02 172/713
- 3,148,738 A * 9/1964 Shelton A01B 35/24 172/142
- 4,079,790 A * 3/1978 Guttler A01B 23/02 172/643
- 4,185,699 A * 1/1980 Lewison A01B 35/20 172/705
- D263,233 S * 3/1982 van der Lely D15/29
- D268,344 S * 3/1983 Ronck D15/29



(56)

References Cited

U.S. PATENT DOCUMENTS

4,754,816 A * 7/1988 Edmission A01B 23/02
 172/747
 4,834,190 A * 5/1989 Kyle A01B 35/225
 172/704
 5,027,907 A * 7/1991 Delyea A01B 19/02
 172/707
 6,138,771 A * 10/2000 Skjaeveland A01B 35/24
 172/708
 6,425,446 B1 7/2002 Gates
 7,775,293 B2 * 8/2010 Stokes A01C 5/066
 172/142
 7,934,365 B2 * 5/2011 Schumacher A01D 80/02
 56/364
 7,980,318 B1 * 7/2011 Waldo A01B 61/046
 172/140
 D740,332 S * 10/2015 Denson D15/29
 9,282,687 B2 * 3/2016 Arksey A01B 23/02
 9,596,797 B2 * 3/2017 Arksey A01B 23/02
 2002/0157371 A1 * 10/2002 Van Den Engel A01D 80/02
 56/375
 2014/0076591 A1 3/2014 Arksey et al.
 2016/0227697 A1 * 8/2016 Arksey A01B 23/02

* cited by examiner

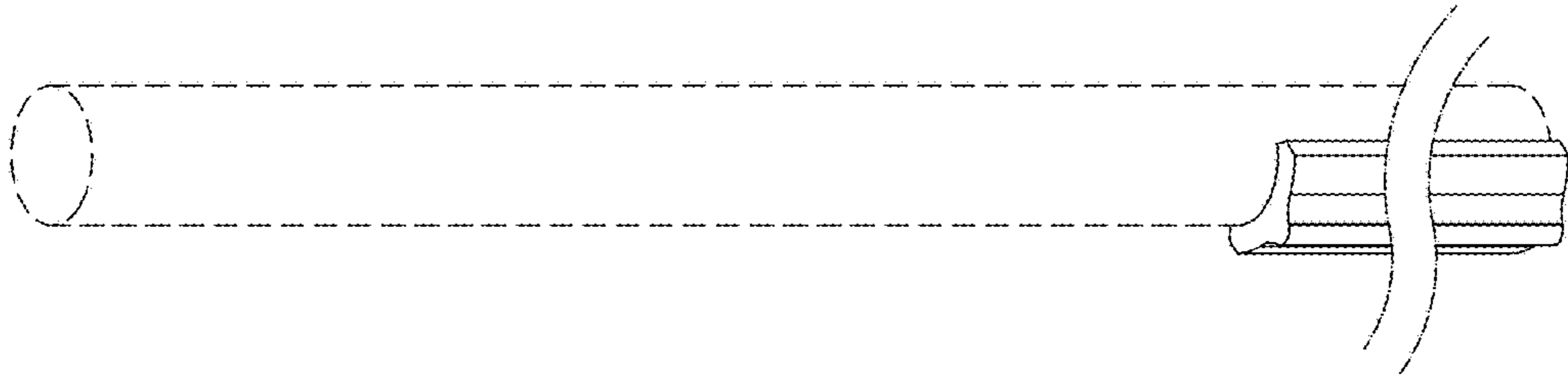


FIG. 2

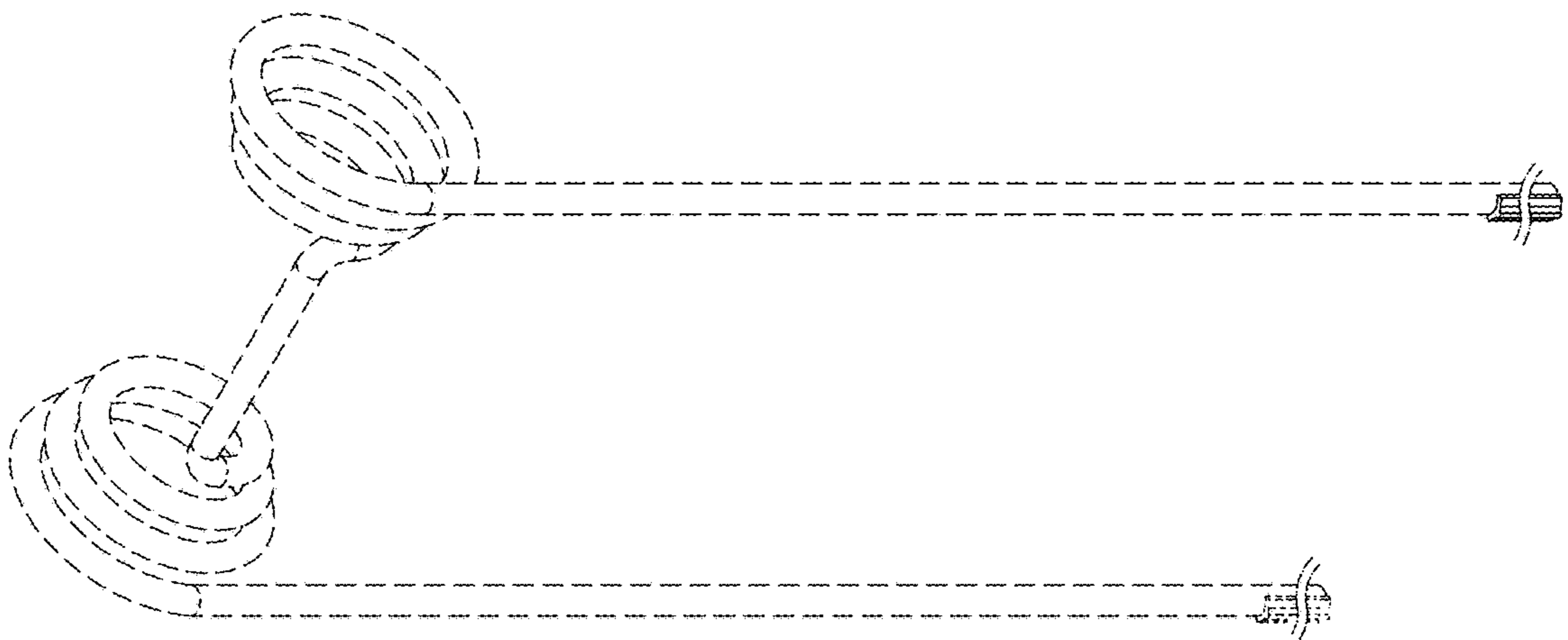


FIG. 1

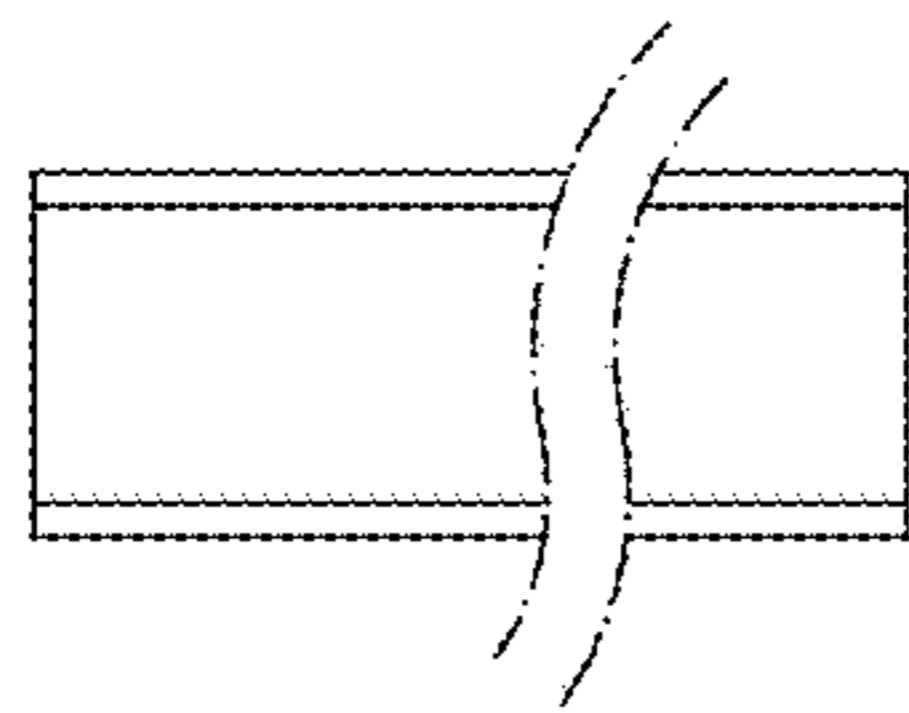


Fig. 4

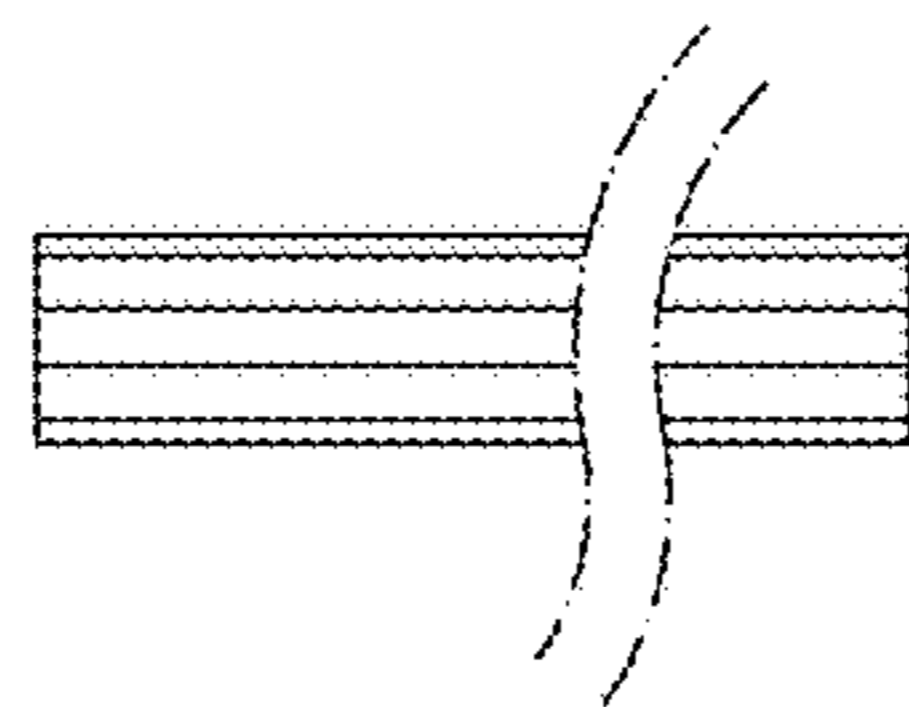


Fig. 5



Fig. 7

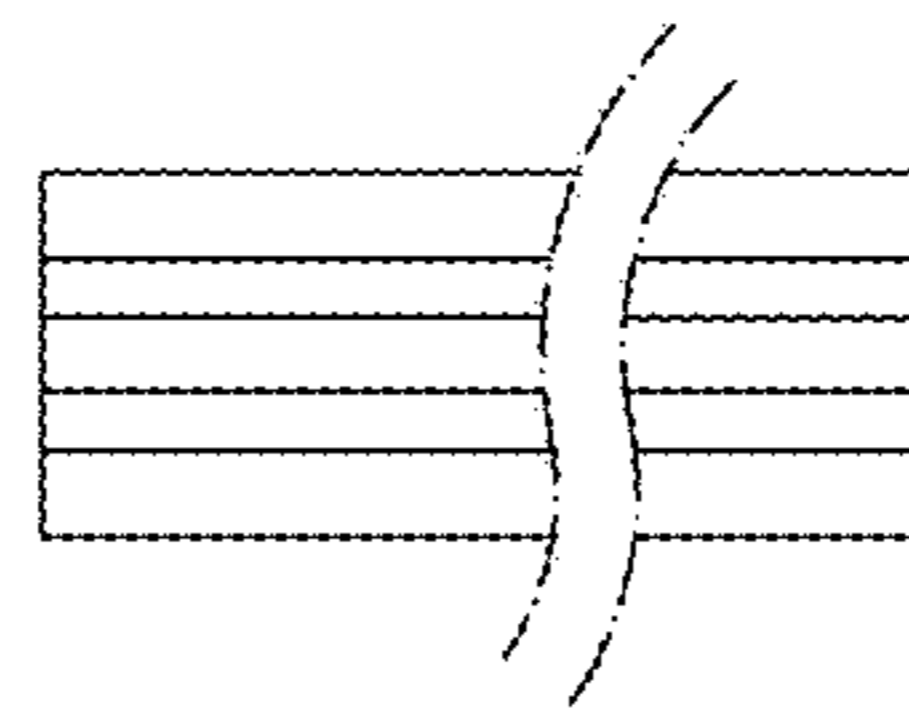


Fig. 3



Fig. 8



Fig. 9

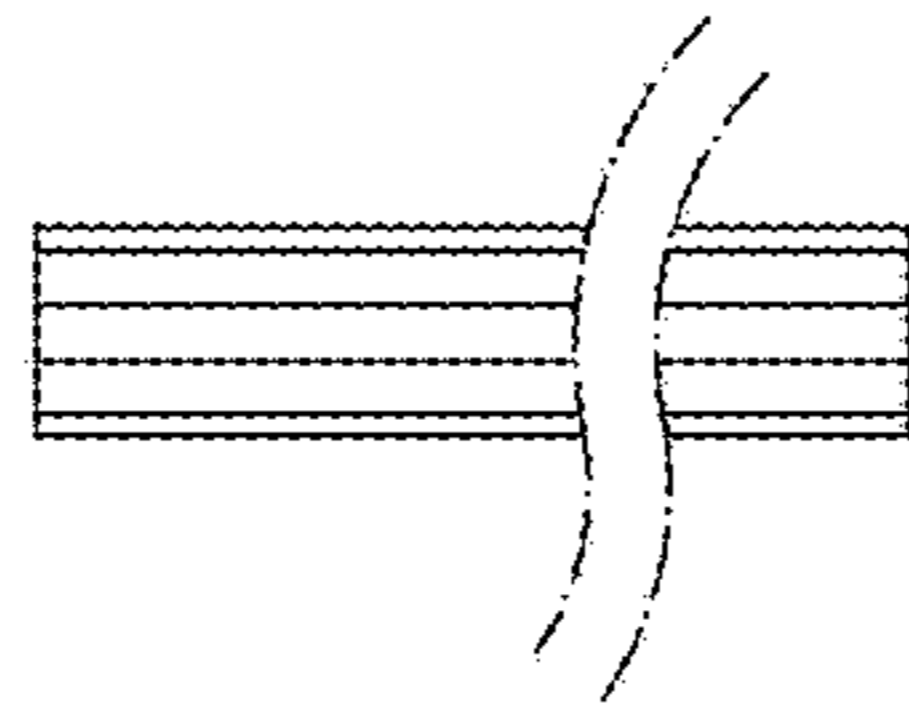


Fig. 6