



US00D857735S

(12) **United States Design Patent** (10) **Patent No.:** **US D857,735 S**
Ferrante et al. (45) **Date of Patent:** **** Aug. 27, 2019**

(54) **DISPLAY SCREEN OR PORTION THEREOF WITH GRAPHICAL USER INTERFACE**

(71) Applicant: **Fluke Corporation**, Everett, WA (US)

(72) Inventors: **Joseph V. Ferrante**, Redmond, WA (US); **Lindsey Berdan**, Seattle, WA (US)

(73) Assignee: **Fluke Corporation**, Everett, WA (US)

(**) Term: **15 Years**

(21) Appl. No.: **29/627,543**

(22) Filed: **Nov. 28, 2017**

(51) **LOC (12) Cl.** **14-04**

(52) **U.S. Cl.**
USPC **D14/487**

(58) **Field of Classification Search**
USPC D14/485–495
CPC G06F 3/04817; G06F 3/0482; H04N 1/00424; H04N 1/00427
See application file for complete search history.

(56) **References Cited**

U.S. PATENT DOCUMENTS

| | | | | |
|--------------|---------|-------------|-------|---------|
| D576,175 S * | 9/2008 | Onodera | | D14/487 |
| D615,091 S * | 5/2010 | Jasinski | | D14/485 |
| D653,672 S * | 2/2012 | Friedlander | | D14/487 |
| D663,737 S * | 7/2012 | Sullivan | | D14/486 |
| D688,263 S * | 8/2013 | Pearcy | | D14/486 |
| D729,269 S * | 5/2015 | Trusz | | D14/486 |
| D729,830 S * | 5/2015 | Trusz | | D14/486 |
| D784,367 S * | 4/2017 | Colley | | D14/485 |
| D801,367 S * | 10/2017 | Chaudhri | | D14/486 |

| | | | | |
|-------------------|---------|--------|-------|------------------------|
| D809,536 S * | 2/2018 | Cross | | D14/486 |
| D814,480 S * | 4/2018 | Muller | | D14/485 |
| D830,392 S * | 10/2018 | Li | | D14/486 |
| 2015/0195621 A1 * | 7/2015 | Harron | | H04N 21/4668 725/46 |

* cited by examiner

Primary Examiner — Richelle G Shelton

(74) *Attorney, Agent, or Firm* — Seed Intellectual Property Law Group LLP

(57) **CLAIM**

The ornamental design for a display screen or portion thereof with graphical user interface, as shown and described.

DESCRIPTION

The patent file contains at least one drawing executed in color. Copies of this patent with color drawings will be provided by the Office upon request and payment of the necessary fee.


FIG. 1 is a front view of a display screen or portion thereof with graphical user interface showing our new design.

FIG. 2 is a front view of a second embodiment of the display screen or portion thereof with graphical user interface showing our new design; and,

FIG. 3 is a front view of a third embodiment of the display screen or portion thereof with graphical user interface showing our new design.

The outer perimeter in broken lines that surrounds the graphical user interface in FIGS. 1 to 3 represents a display screen or portion thereof and forms no part of the claimed design.

1 Claim, 3 Drawing Sheets
(3 of 3 Drawing Sheet(s) Filed in Color)






FIG. 1




FIG. 2

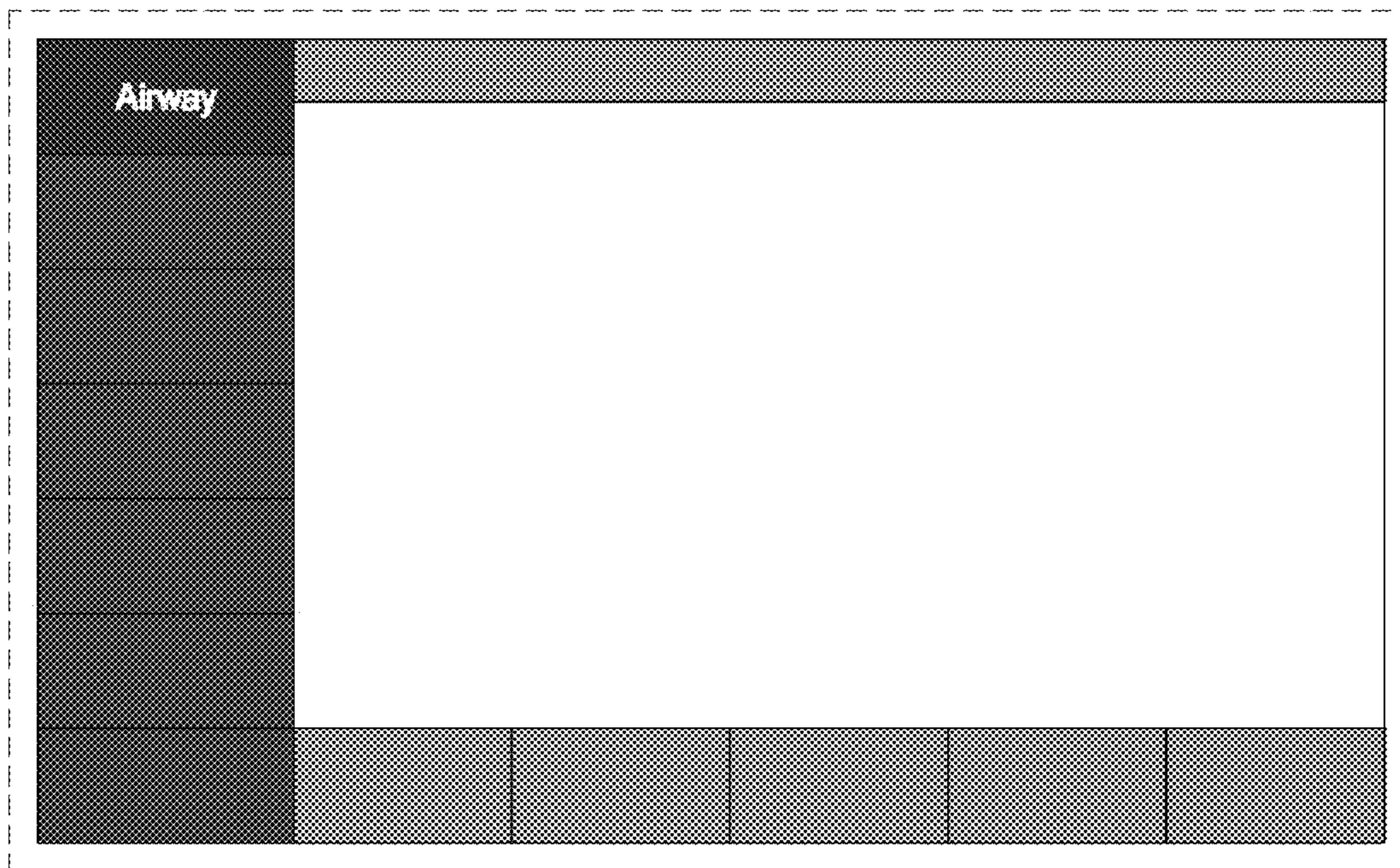


FIG. 3