



US00D857715S

(12) **United States Design Patent**
Carlson et al.

(10) **Patent No.:** **US D857,715 S**
(45) **Date of Patent:** **** Aug. 27, 2019**

(54) **DISPLAY SCREEN OR PORTION THEREOF WITH GRAPHICAL USER INTERFACE FOR CLINICAL PRACTICE GUIDELINES**

7,792,372 B2 * 9/2010 Ryu H04N 19/117
348/384.1

D624,931 S 10/2010 Agnetta et al.
D627,790 S 11/2010 Chaudhri
7,930,101 B2 4/2011 Geelen et al.
7,978,196 B2 7/2011 Combes et al.

(71) Applicant: **National Comprehensive Cancer Network**, Fort Washington, PA (US)

(Continued)

(72) Inventors: **Robert W. Carlson**, Doylestown, PA (US); **Gary J. Weyhmuller**, North Wales, PA (US); **C. Lyn Fitzgerald**, Penn Valley, PA (US); **Joan S. McClure**, Ambler, PA (US)

FOREIGN PATENT DOCUMENTS

ES 000795042-0102 9/2007

(73) Assignee: **National Comprehensive Cancer Network**, Fort Washington, PA (US)

Korean Design Patent Application No. 30-2015-0017101, Notification of Provisional Rejection, dated Jan. 21, 2016, 1 page.

(Continued)

(**) Term: **15 Years**

Primary Examiner — Sheryl Lane

Assistant Examiner — Nicole C Shiflet

(21) Appl. No.: **29/680,850**

(74) *Attorney, Agent, or Firm* — Morgan, Lewis & Bockius LLP

(22) Filed: **Feb. 20, 2019**

OTHER PUBLICATIONS

Related U.S. Application Data

(62) Division of application No. 29/585,596, filed on Nov. 28, 2016, which is a division of application No. 29/504,450, filed on Oct. 6, 2014, now Pat. No. Des. 772,889.

(51) **LOC (12) Cl.** **14-04**

(52) **U.S. Cl.**
USPC **D14/485**

(58) **Field of Classification Search**
USPC D14/485–495
CPC G06F 3/048; G06F 3/0481; G06F 3/0482;
G06F 3/04842; G06F 3/04817
See application file for complete search history.

(57) **CLAIM**

The ornamental design for a display screen or a portion thereof with graphical user interface for clinical practice guidelines, as shown and described.

DESCRIPTION

FIG. 1 is a front view of a display screen or a portion thereof with graphical user interface in accordance with our new design; and,

FIG. 2 is an enlarged view of the area indicated with dot-dot-dashed boundary lines in FIG. 1.

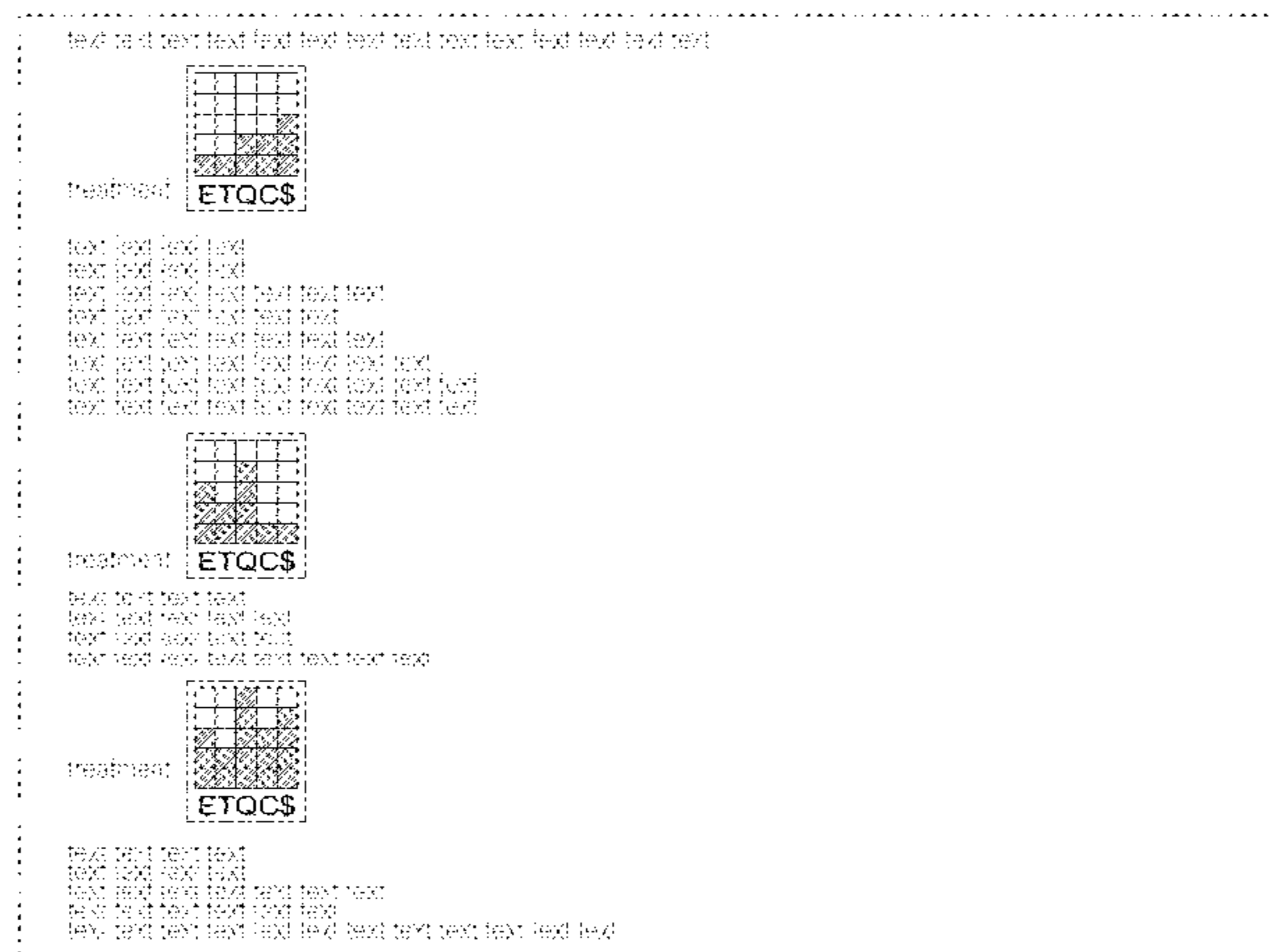
The dotted broken lines showing portions of the graphical user interface and the display screen or portion thereof represent environmental structure and form no part of the claimed design. The dot-dot-dash lines represent boundaries. The dot-dot-dash lines and anything shown outside the dot-dot-dash lines form no part of the claimed design.

(56) **References Cited**

U.S. PATENT DOCUMENTS

5,644,406 A 7/1997 Harrington et al.
D550,682 S 9/2007 Viegars et al.

1 Claim, 2 Drawing Sheets



(56)

References Cited

U.S. PATENT DOCUMENTS

D648,344 S * 11/2011 Arnold D14/486
 D658,199 S * 4/2012 Lee D14/486
 D664,549 S * 7/2012 Gleasman D14/485
 D688,687 S 8/2013 Smith
 D693,841 S 11/2013 Velasco et al.
 D699,733 S 2/2014 Chaudhri
 D705,256 S 5/2014 Gerssen et al.
 8,849,823 B2 9/2014 Gotz et al.
 D719,582 S * 12/2014 Frew D14/486
 D727,339 S 4/2015 Lee
 D731,504 S * 6/2015 Kyakuno D14/485
 D731,507 S * 6/2015 Kyakuno D14/485
 9,142,045 B1 9/2015 Cavanaugh et al.
 9,324,299 B2 4/2016 Blanco
 D769,310 S 10/2016 Capuozzo
 D769,934 S * 10/2016 Chaudhri D14/488
 D770,468 S 11/2016 Carlson
 D770,469 S 11/2016 Carlson
 D772,889 S * 11/2016 Carlson D14/485
 D775,651 S 1/2017 Jin
 D780,768 S 3/2017 Carlson
 D786,271 S * 5/2017 Randon D14/485
 D787,543 S 5/2017 Qiu
 D789,397 S 6/2017 Lee
 D795,897 S * 8/2017 Kyakuno D14/486
 D800,745 S * 10/2017 Kyakuno D14/486
 9,990,690 B2 6/2018 Saurbh
 10,043,306 B2 8/2018 Isomaki
 D839,278 S * 1/2019 Carlson D14/485
 2005/0007372 A1 1/2005 Ecob et al.
 2006/0086022 A1 4/2006 Would et al.
 2007/0024594 A1 2/2007 Sakata et al.
 2007/0214169 A1 9/2007 Audet et al.
 2007/0226314 A1 9/2007 Eick et al.
 2007/0255321 A1 11/2007 Gerber et al.
 2009/0055726 A1 2/2009 Audet
 2009/0274370 A1 11/2009 Sakamoto et al.
 2010/0302255 A1 12/2010 Brown et al.
 2011/0301977 A1 12/2011 Belcher et al.
 2012/0268465 A1 10/2012 Inada
 2012/0296675 A1 11/2012 Silverman
 2012/0322556 A1 12/2012 Rogers et al.

2013/0246400 A1 9/2013 Shah et al.
 2014/0068511 A1 3/2014 Bae et al.
 2014/0143695 A1 5/2014 Sundermeyer et al.
 2014/0145929 A1 5/2014 Minnen
 2014/0149936 A1 5/2014 Wilder et al.
 2014/0184496 A1 7/2014 Gribetz et al.
 2014/0245198 A1 8/2014 Lee et al.
 2015/0135119 A1 5/2015 Cappione, III et al.
 2015/0227308 A1 8/2015 Kim et al.
 2015/0228122 A1 8/2015 Sadasue
 2017/0308655 A1 10/2017 Carlson

OTHER PUBLICATIONS

Korean Patent Application Nos. 30-2015-0017097, 30-2015-0017310, 30-2015-0017099, 30-2015-0017311, and 30-2015-0017101; Notice of Provisional Rejection dated Oct. 19, 2015, 1 page.
 Korean Design Patent Application Nos. 30-2015-0017097, 30-2015-0017310, 30-2015-0017099, and 30-2015-0017311, Refusal to Grant, dated May 3, 2016, 1 page.
 Korean Design Patent Application No. 30-2015-0017101, Second (Final) Refusal to Grant, dated Aug. 8, 2016, 1 page.
 Korean Design Patent Application No. 30-2015-0017311, Notification of Provisional Rejection, dated Feb. 2, 2016, 1 page.
 U.S. Appl. No. 29/504,450, United States Office Action, Restriction Requirement, dated Feb. 23, 2016, 12 pages.
 International Patent Application No. PCT/US2015/54158, Notification of Transmittal of the International Search Report and the Written Opinion of the International Searching Authority, or the Declaration, dated Jan. 4, 2016, 10 pages.
 Brazilian Patent Application No. 302015001568-3, Official Action dated Aug. 2, 2016, 1 page.
 Korean Patent Application No. 30-2015-0017310, Notification of Provisional Rejection, dated Feb. 1, 2016, 1 page.
 U.S. Appl. No. 29/504,451, United States Office Action, Restriction Requirement, dated Mar. 4, 2016, 10 pages.
 U.S. Appl. No. 29/504,452, United States Office Action, Restriction Requirement, dated Feb. 24, 2016, 7 pages.
 U.S. Appl. No. 29/504,453, United States Office Action, Restriction Requirement, dated Feb. 23, 2016, 8 pages.

* cited by examiner

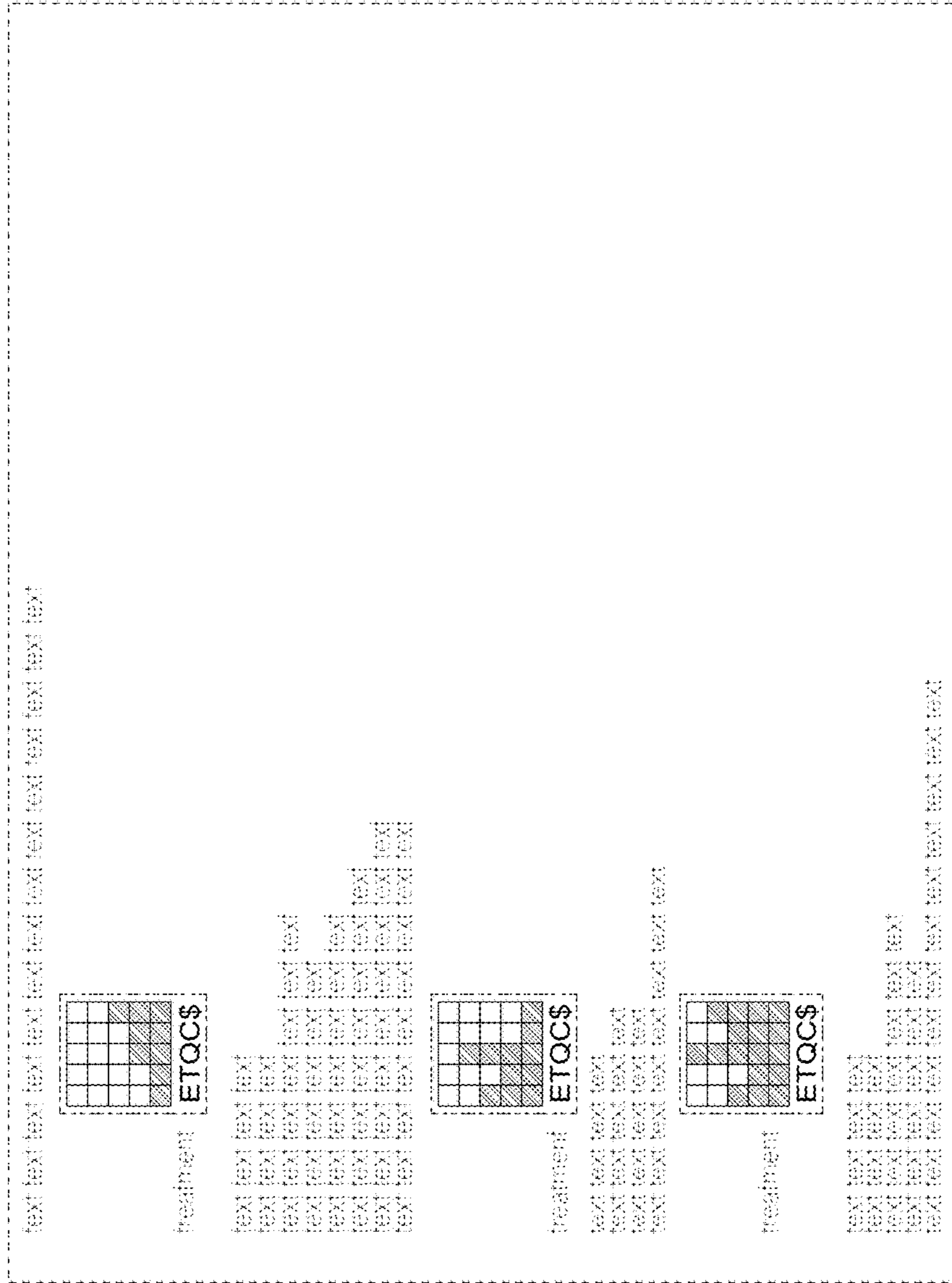


FIG. 1

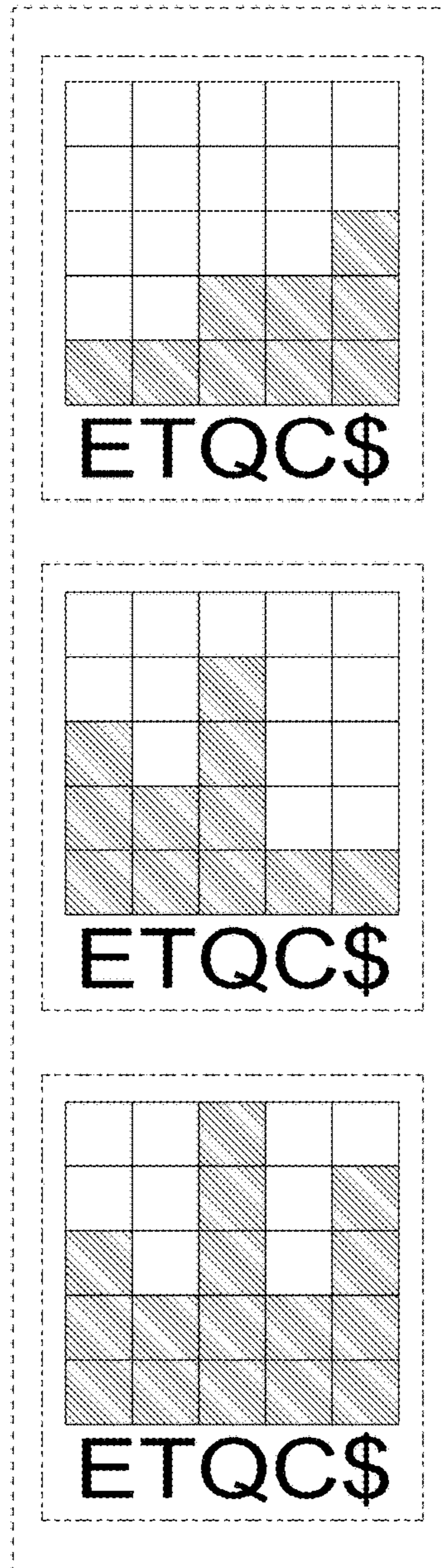


FIG. 2