

US00D857703S

(12) **United States Design Patent** (10) **Patent No.:** **US D857,703 S**  
**Leitman** (45) **Date of Patent:** **\*\* Aug. 27, 2019**

(54) **STAND FOR MOBILE DEVICE**  
(71) Applicant: **Jeff Leitman**, Irvine, CA (US)  
(72) Inventor: **Jeff Leitman**, Irvine, CA (US)  
(73) Assignee: **Killer Concepts, Inc.**, Laguna Hills, CA (US)  
(\*\*) Term: **15 Years**  
(21) Appl. No.: **29/656,318**  
(22) Filed: **Jul. 11, 2018**  
(51) **LOC (12) Cl.** ..... **08-07**  
(52) **U.S. Cl.**  
USPC ..... **D14/447**  
(58) **Field of Classification Search**  
USPC ..... D14/447, 432, 434, 439, 440, 451, 452, D14/457, 239, 250, 253, 203.7; D8/363, D8/373, 380; D6/406.3, 406.4, 406.5, D6/406.6; D12/415; D21/330, 331; D3/218  
CPC ..... A47B 21/04; A47B 2097/006; A47B 2097/005; A47B 2023/049; A45C 2011/002; A45C 2011/003; F16M 2200/00; F16M 13/00  
See application file for complete search history.

D709,066 S \* 7/2014 Byun ..... D14/253  
D714,773 S \* 10/2014 Derrig ..... D14/253  
D715,803 S \* 10/2014 Major ..... D14/447  
D715,805 S \* 10/2014 Hilton ..... D14/447  
D720,356 S \* 12/2014 Elliott ..... D14/440  
D720,757 S \* 1/2015 Elliott ..... D14/440  
D722,058 S \* 2/2015 Elliott ..... D14/440  
D731,496 S \* 6/2015 Voorhees ..... D14/447  
D732,043 S \* 6/2015 Elliott ..... D14/440  
D732,546 S \* 6/2015 Leitman ..... D14/447  
D746,502 S \* 12/2015 Kovac ..... D26/63  
D746,507 S \* 12/2015 Kovac ..... D26/98  
D752,055 S \* 3/2016 Aryeh ..... D14/447  
D769,870 S \* 10/2016 Dorfstatter ..... D11/158  
D792,344 S \* 7/2017 Broadhurst, IV ..... D13/107  
D805,057 S \* 12/2017 Cass ..... D14/217

\* cited by examiner

*Primary Examiner* — Angela J Lee  
(74) *Attorney, Agent, or Firm* — Bryan Fibel

(57) **CLAIM**

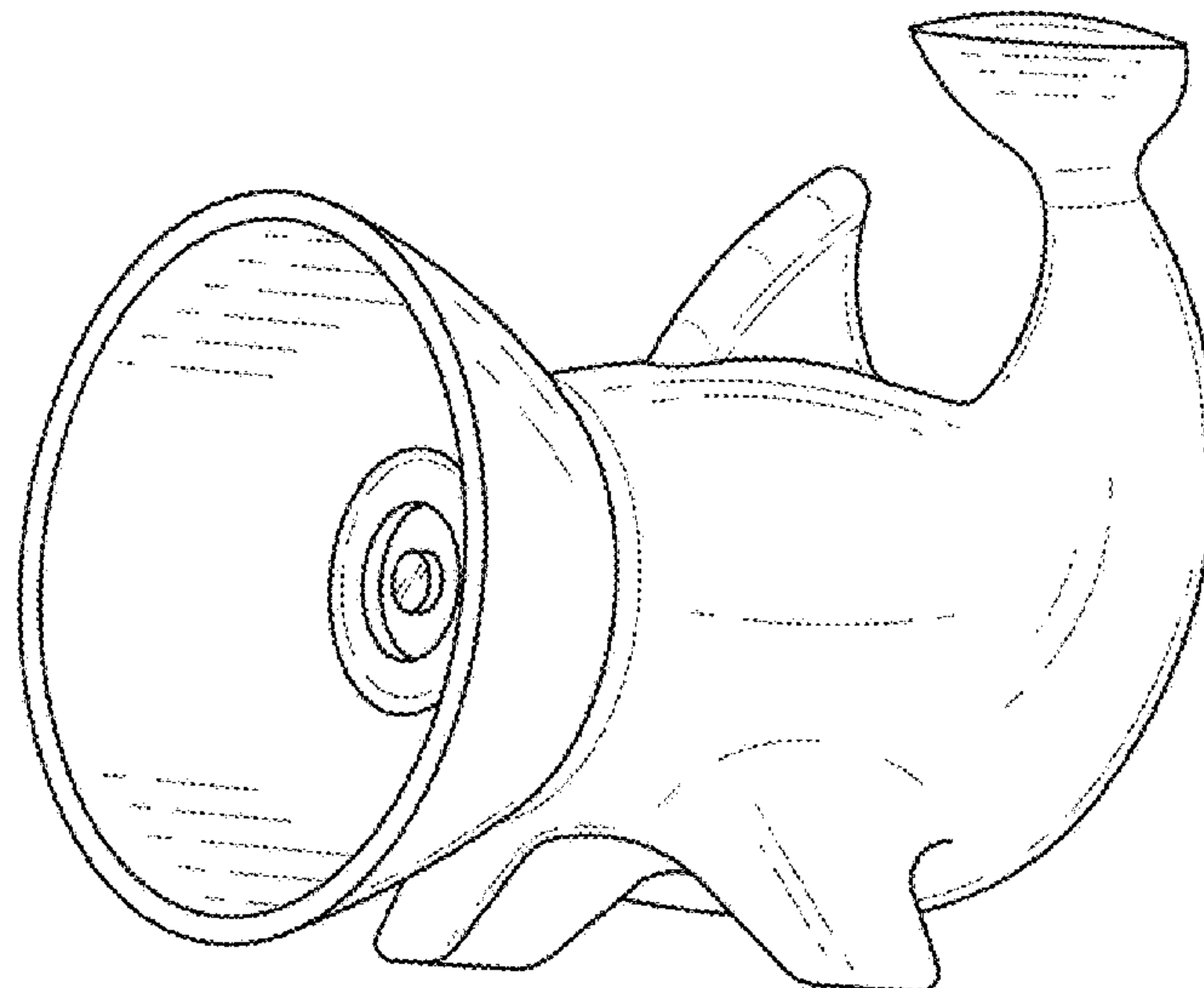
The ornamental design for a stand for a mobile device, as shown and described.

**DESCRIPTION**

FIG. 1 is a perspective view of my new design.  
FIG. 2 is a front view of my new design.  
FIG. 3 is a rear view of my new design.  
FIG. 4 is a left side view of my new design.  
FIG. 5 is a right side view of my new design.  
FIG. 6 is a top view of my new design; and,  
FIG. 7 is a bottom view of my new design.  
Any shading lines are not features of the design but are utilized to illustrate surface contours of the stand in the drawings.  
The novel design is for a stand used to display a mobile device.

**1 Claim, 7 Drawing Sheets**

(56) **References Cited**  
U.S. PATENT DOCUMENTS  
D651,537 S \* 1/2012 Anguelidis ..... D11/158  
D677,654 S \* 3/2013 Kwag ..... D14/250  
D682,283 S \* 5/2013 Tak ..... D14/447  
D699,235 S \* 2/2014 Yueh ..... D14/250  
D699,236 S \* 2/2014 Yueh ..... D14/250  
D699,237 S \* 2/2014 Yueh ..... D14/250  
D699,711 S \* 2/2014 Trotsky ..... D14/217



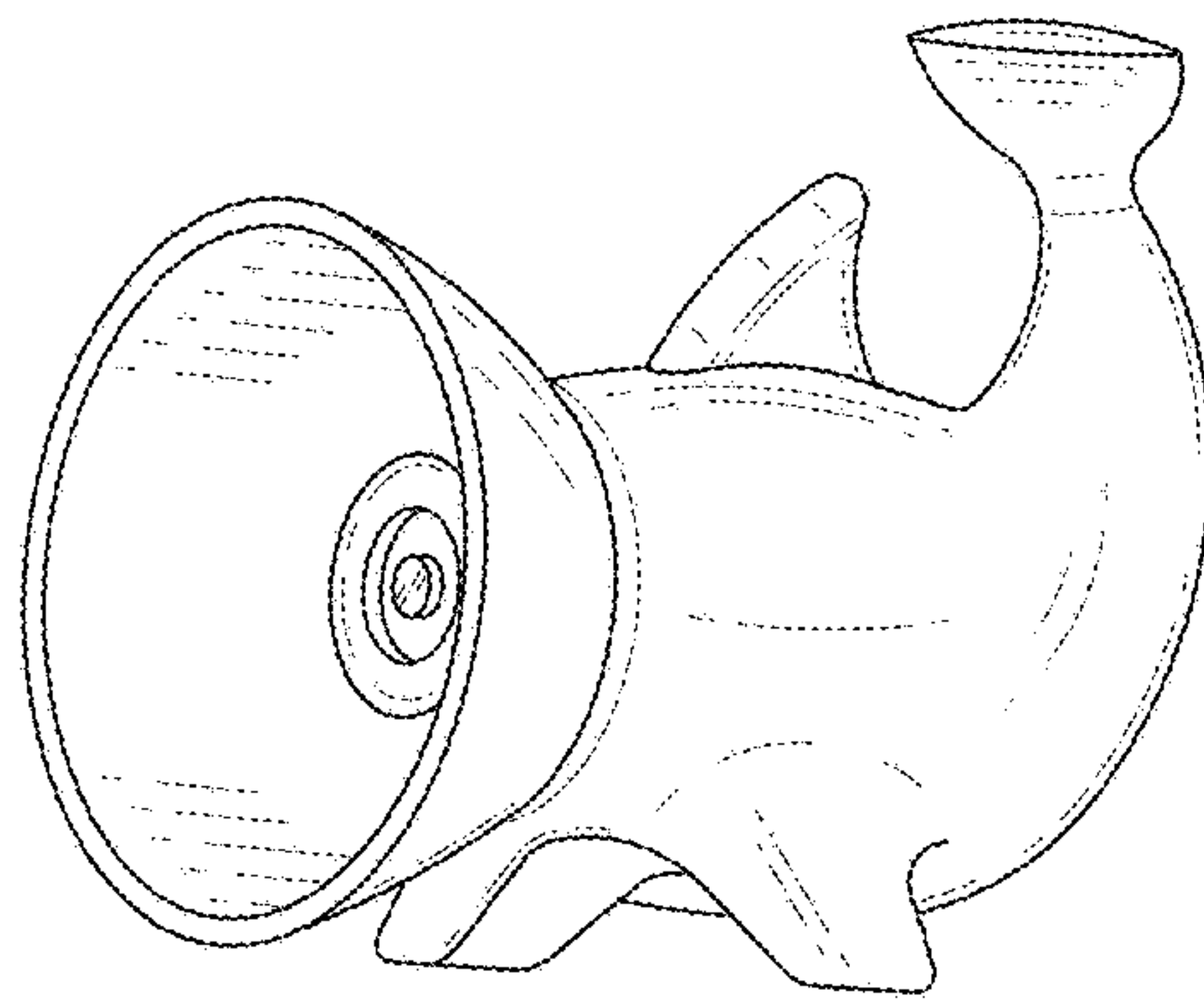


FIG. 1

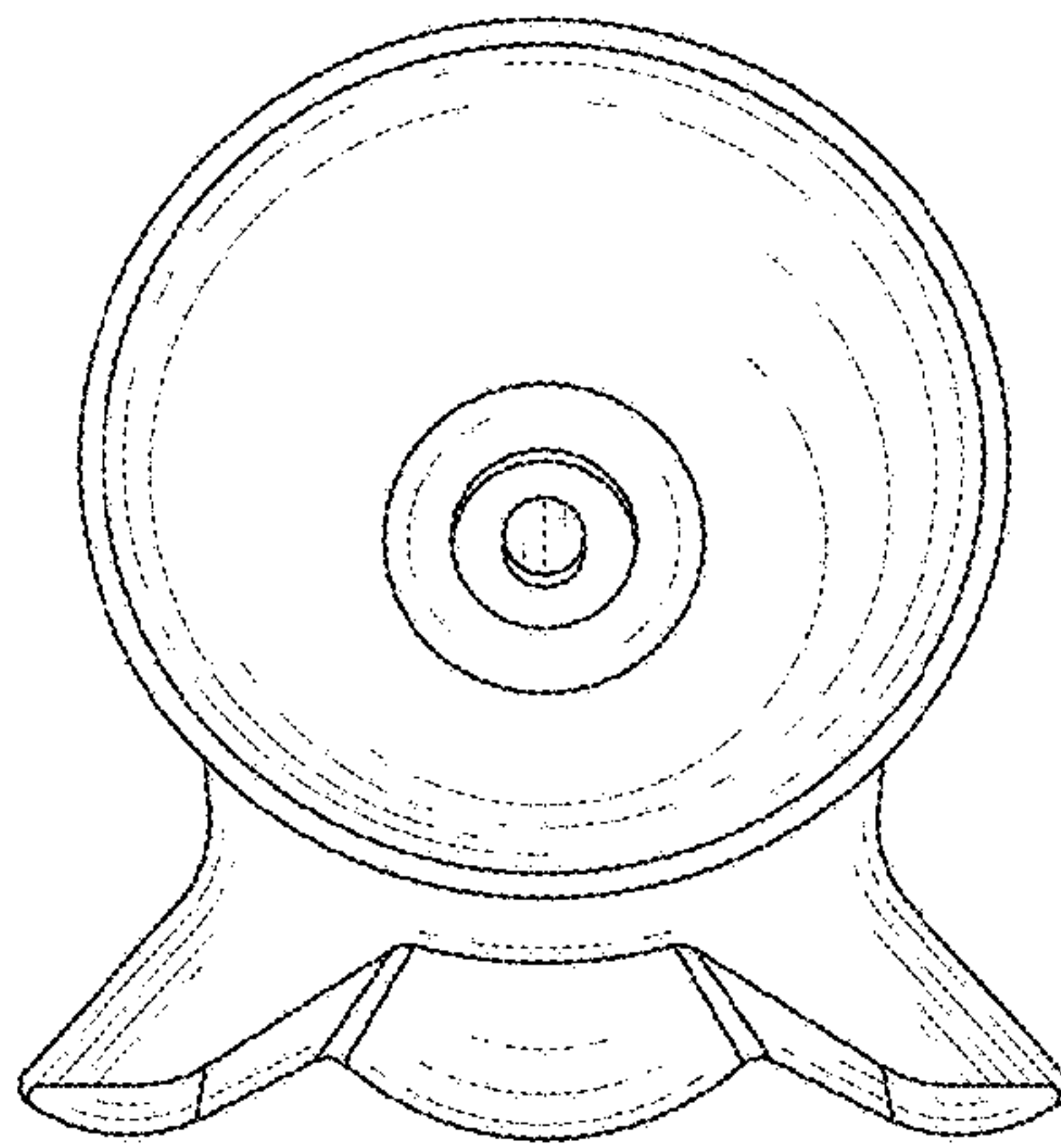


FIG. 2

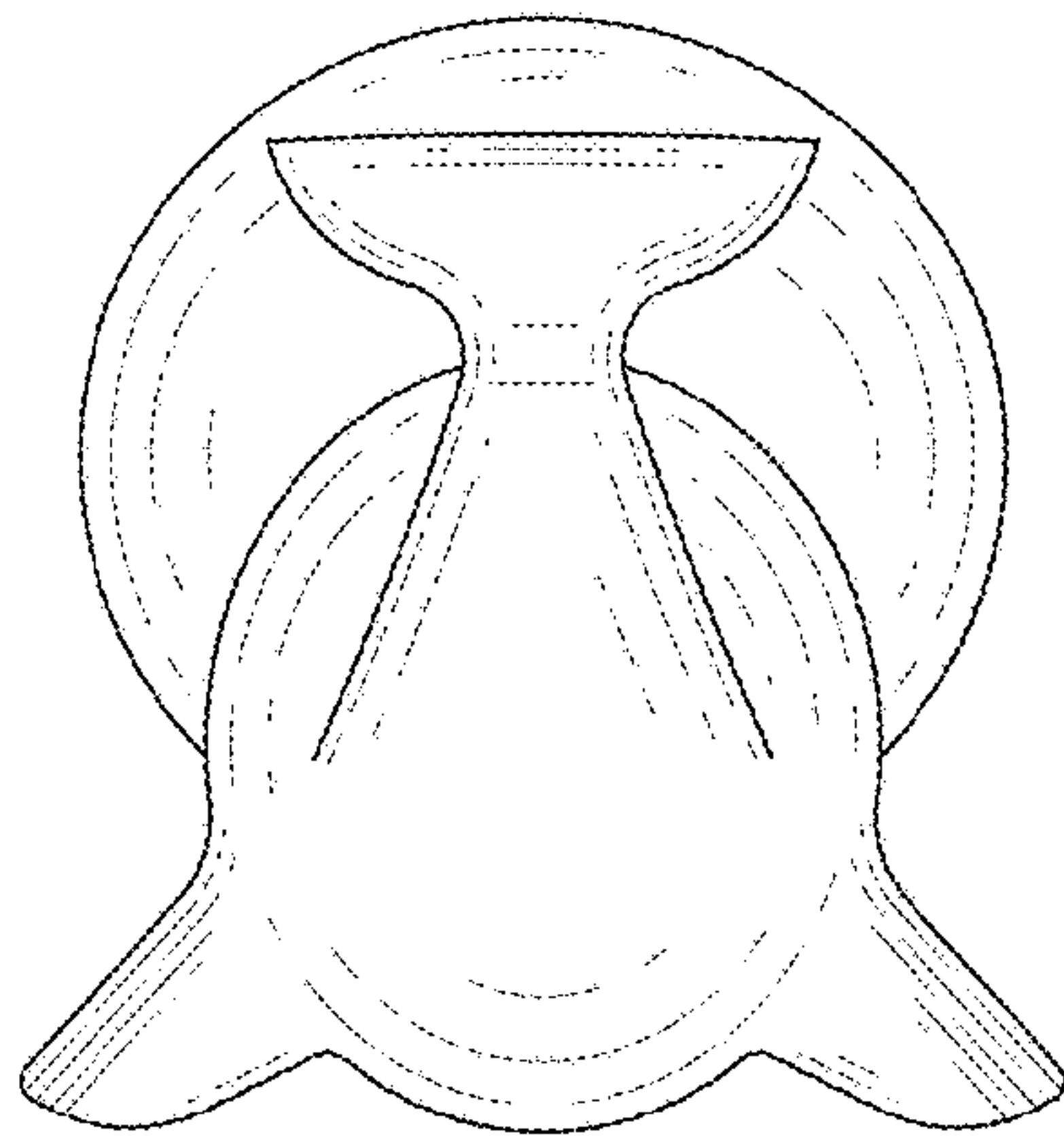


FIG. 3

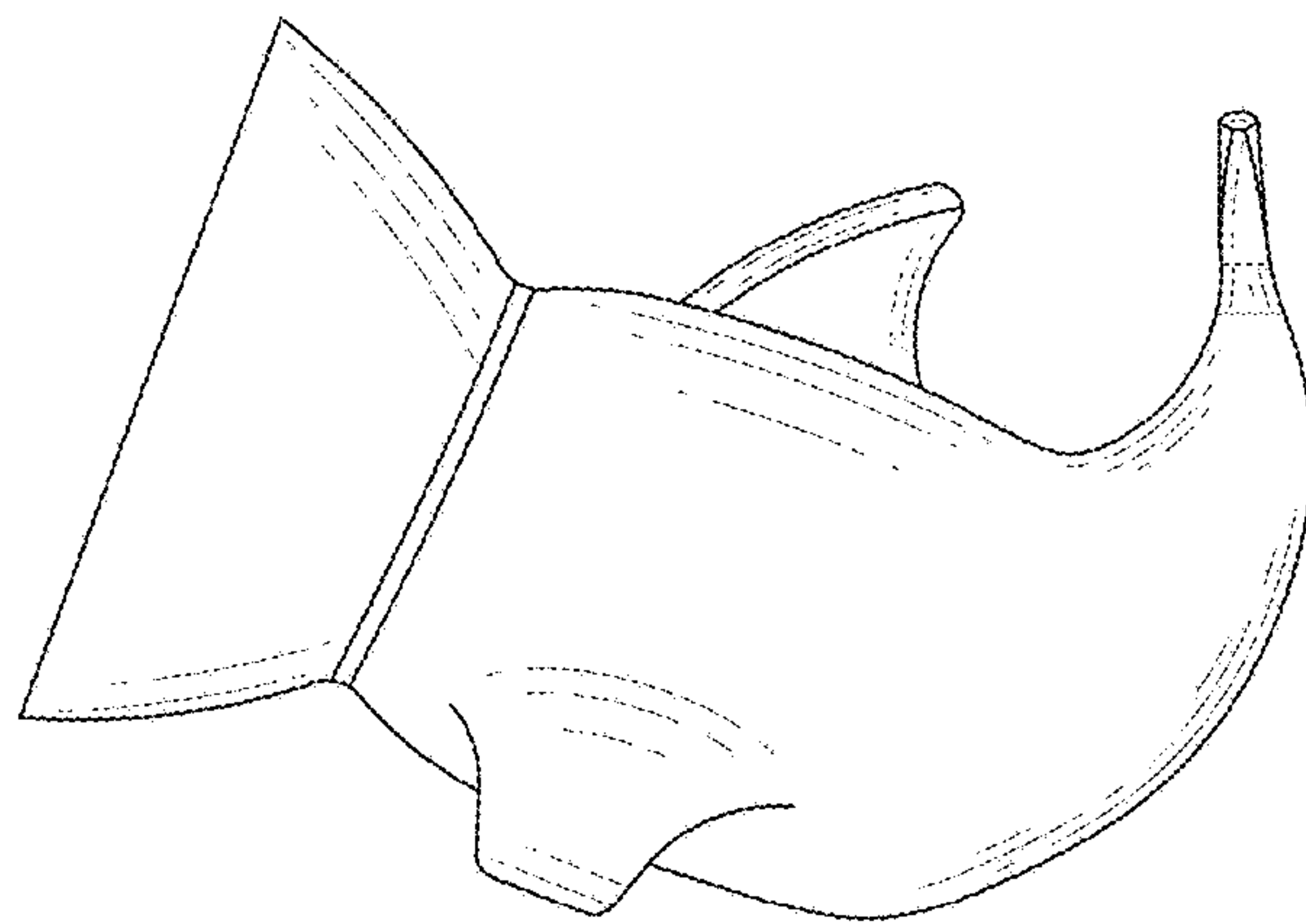


FIG. 4

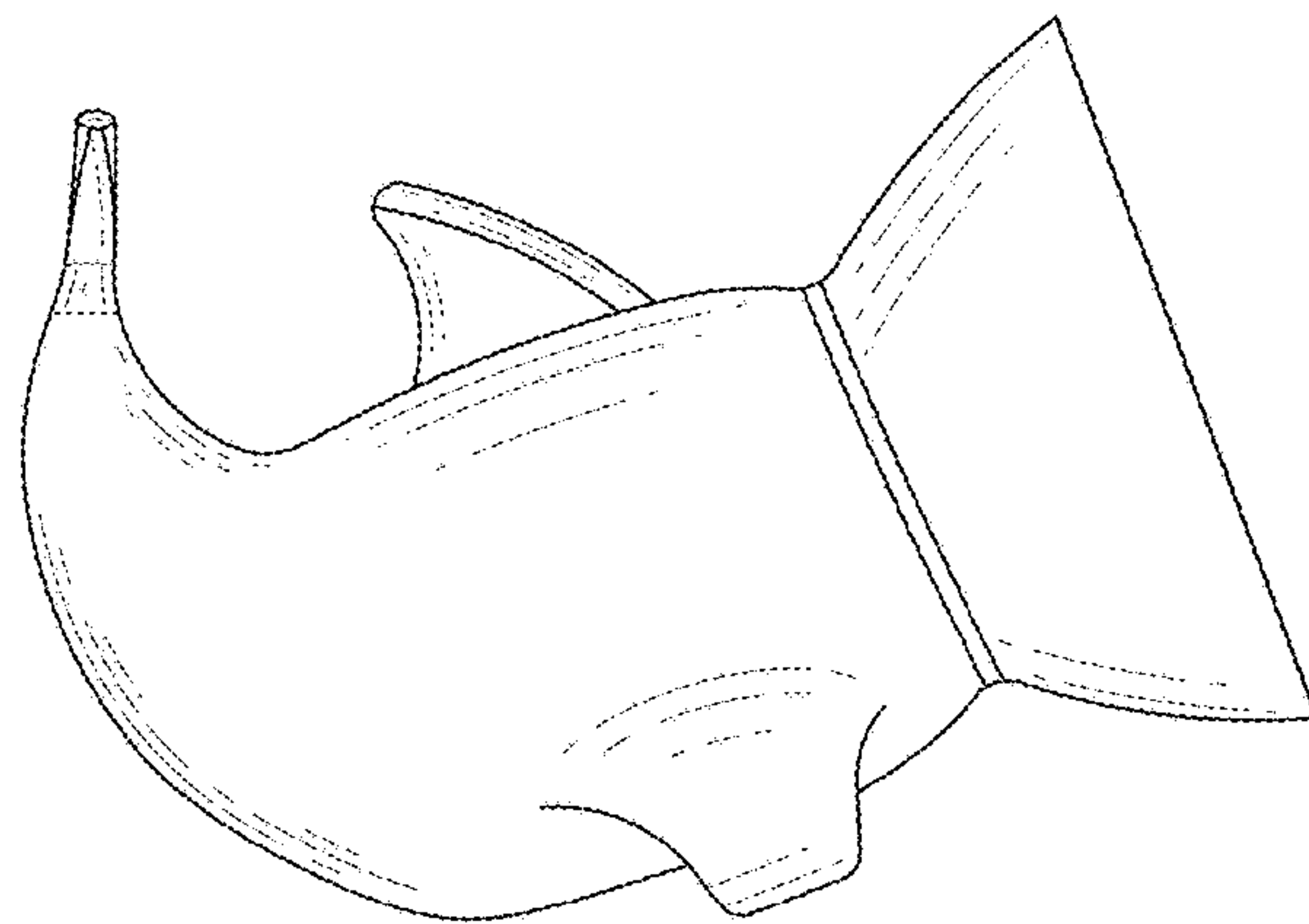


FIG. 5

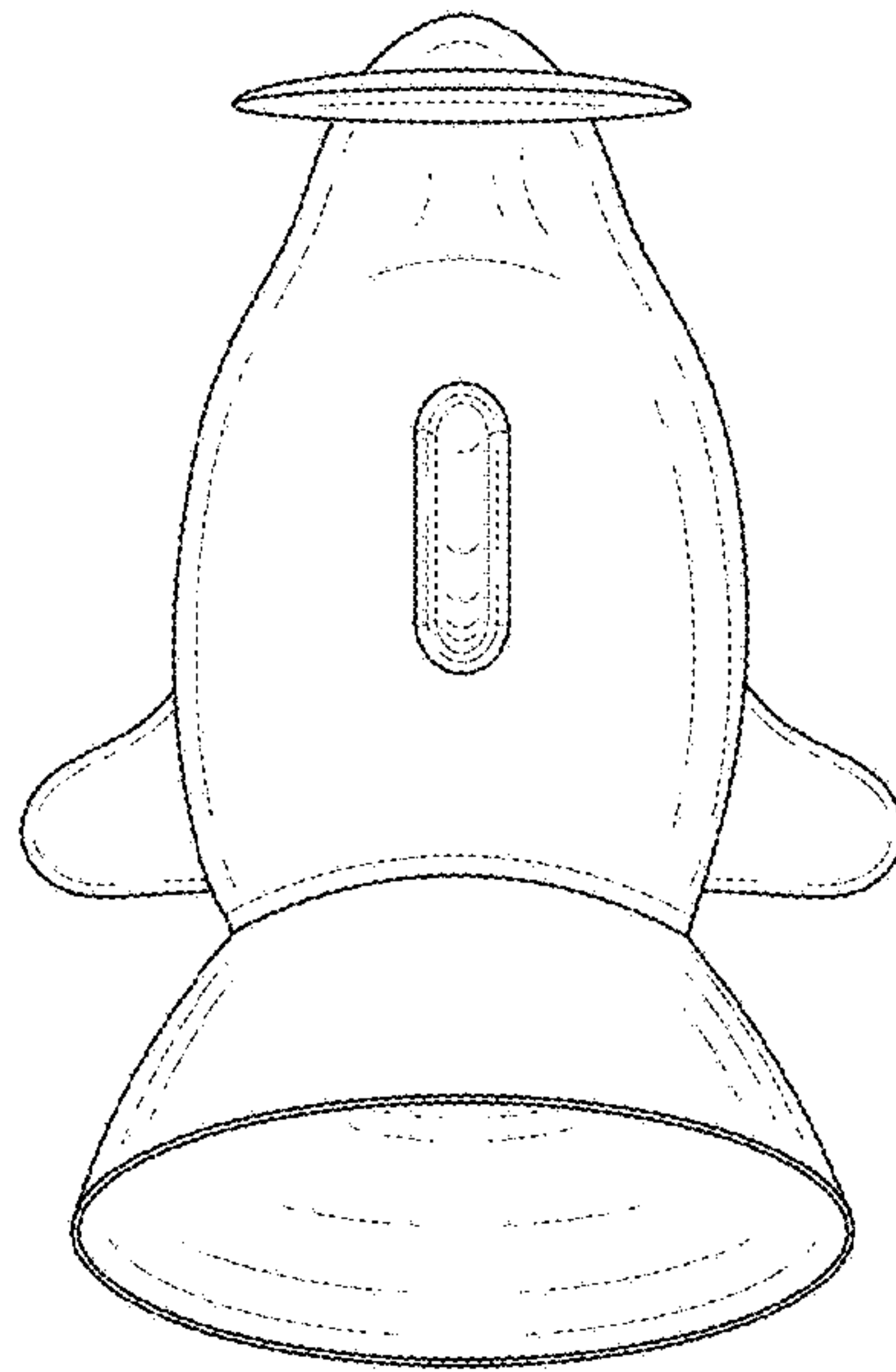


FIG. 6

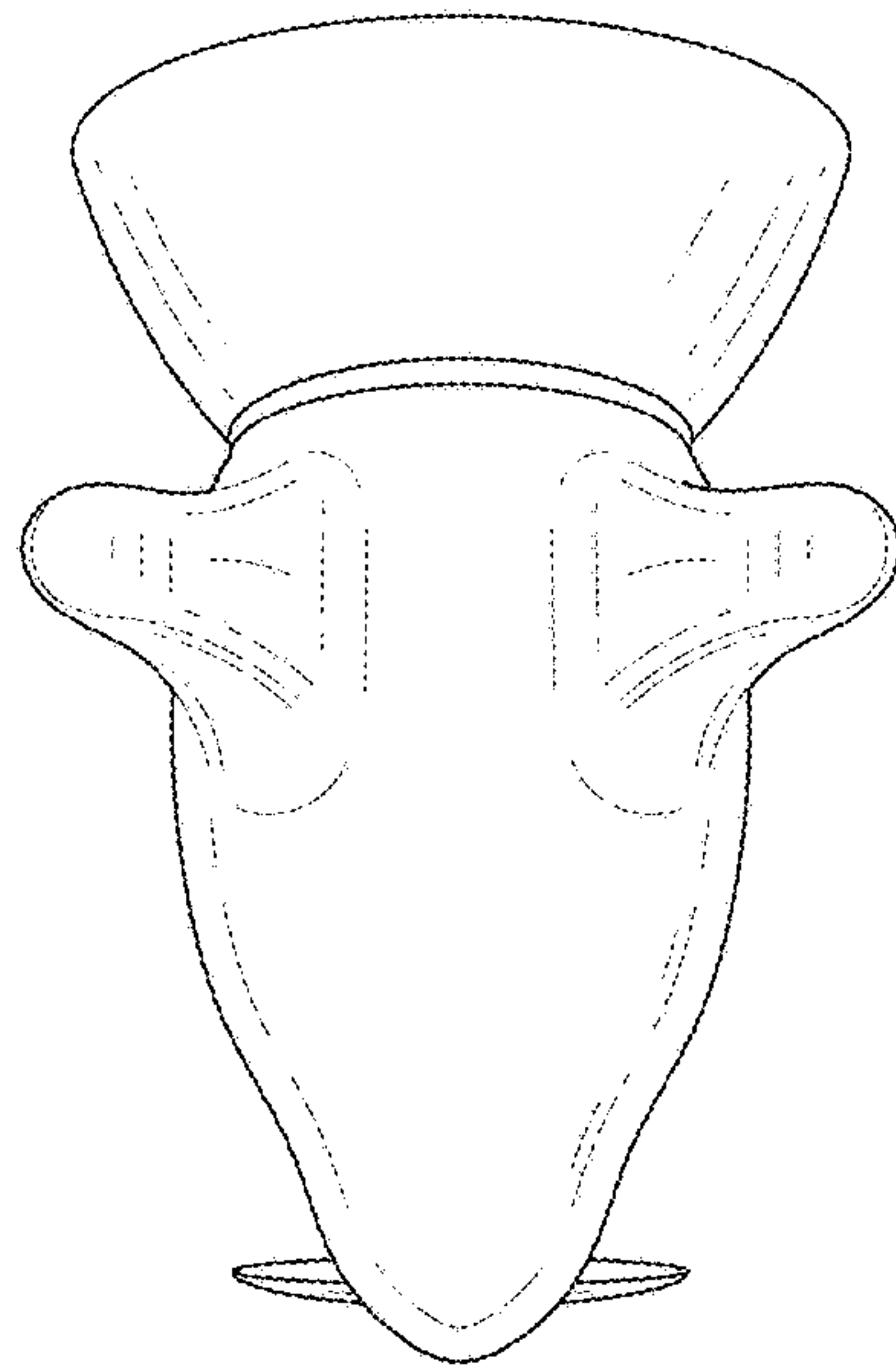


FIG. 7