



US00D857702S

(12) **United States Design Patent**  
**Leitman**

(10) **Patent No.:** **US D857,702 S**

(45) **Date of Patent:** **\*\* Aug. 27, 2019**

(54) **STAND FOR MOBILE DEVICE**

(71) Applicant: **Jeff Leitman**, Irvine, CA (US)

(72) Inventor: **Jeff Leitman**, Irvine, CA (US)

(73) Assignee: **Killer Concepts, Inc.**, Laguna Hills, CA (US)

(\*\*) Term: **15 Years**

(21) Appl. No.: **29/656,309**

(22) Filed: **Jul. 11, 2018**

(51) **LOC (12) Cl.** ..... **08-07**

(52) **U.S. Cl.**  
USPC ..... **D14/447**

(58) **Field of Classification Search**  
USPC ..... D14/447, 432, 434, 439, 440, 451, 452,  
D14/457, 239, 250, 253, 203.7; D8/363,  
D8/373, 380; D6/406.3, 406.4, 406.5,  
D6/406.6; D12/415; D21/330, 331;  
D3/218  
CPC ..... A47B 21/04; A47B 2097/006; A47B  
2097/005; A47B 2023/049; A45C  
2011/002; A45C 2011/003; F16M  
2200/00; F16M 13/00

See application file for complete search history.

(56) **References Cited**

**U.S. PATENT DOCUMENTS**

D651,537 S *	1/2012	Anguelidis	.....	D11/158
D677,654 S *	3/2013	Kwag	.....	D14/250
D682,283 S *	5/2013	Tak	.....	D14/447
D699,235 S *	2/2014	Yueh	.....	D14/250
D699,236 S *	2/2014	Yueh	.....	D14/250
D699,237 S *	2/2014	Yueh	.....	D14/250
D699,711 S *	2/2014	Trotsky	.....	D14/217

D709,066 S *	7/2014	Byun	.....	D14/253
D714,773 S *	10/2014	Derrig	.....	D14/253
D715,803 S *	10/2014	Major	.....	D14/447
D715,805 S *	10/2014	Hilton	.....	D14/447
D720,356 S *	12/2014	Elliott	.....	D14/440
D720,757 S *	1/2015	Elliott	.....	D14/440
D722,058 S *	2/2015	Elliott	.....	D14/440
D731,496 S *	6/2015	Voorhees	.....	D14/447
D732,043 S *	6/2015	Elliott	.....	D14/440
D732,546 S *	6/2015	Leitman	.....	D14/447
D746,502 S *	12/2015	Kovac	.....	D26/63
D746,507 S *	12/2015	Kovac	.....	D26/98
D752,055 S *	3/2016	Aryeh	.....	D14/447
D769,870 S *	10/2016	Dorfstatter	.....	D11/158
D792,344 S *	7/2017	Broadhurst, IV	.....	D13/107
D805,057 S *	12/2017	Cass	.....	D14/217

\* cited by examiner

*Primary Examiner* — Angela J Lee

(74) *Attorney, Agent, or Firm* — Bryan Fibel

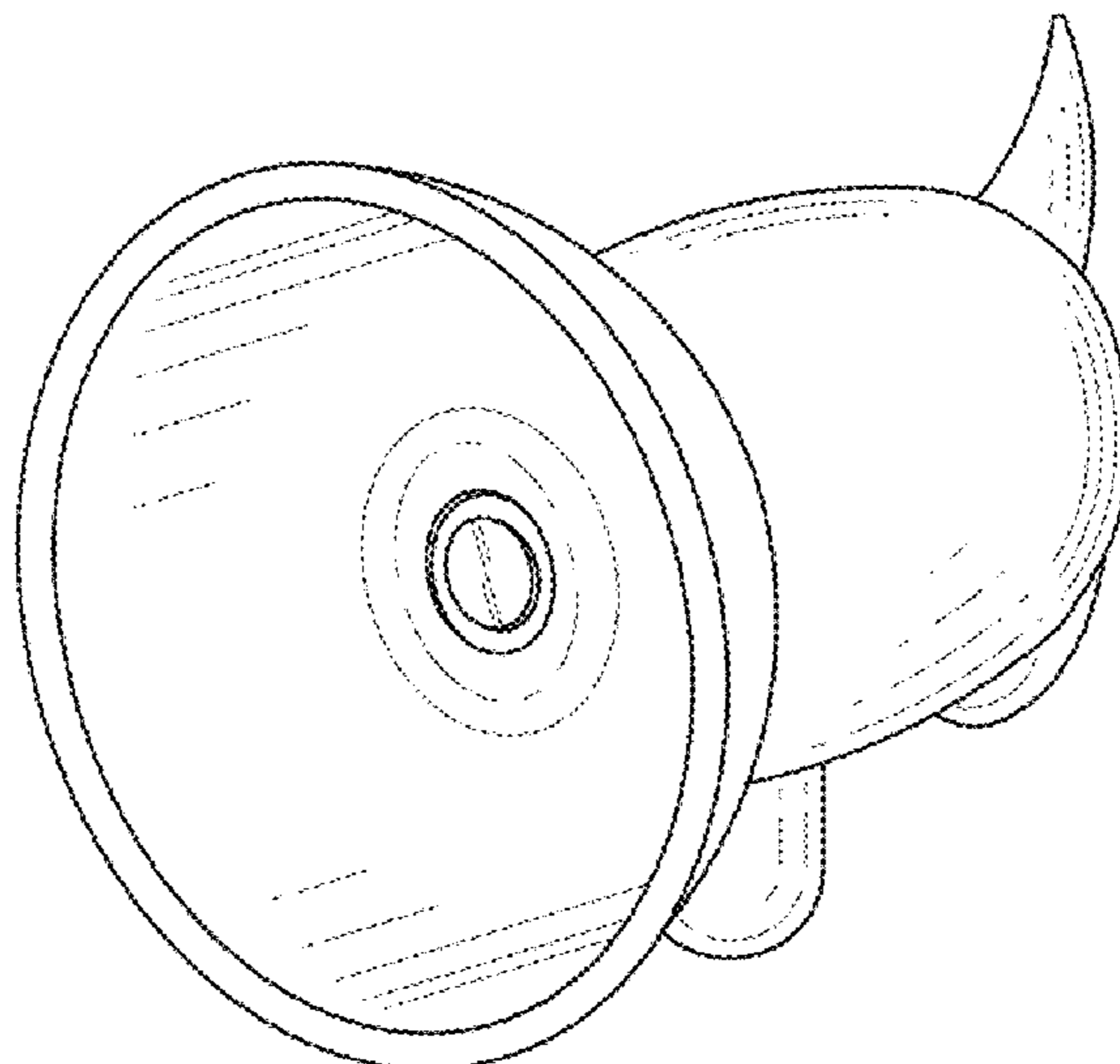
(57) **CLAIM**

The ornamental design for a stand for a mobile device, as shown and described.

**DESCRIPTION**

FIG. 1 is a perspective view of my new design.  
FIG. 2 is a front view of my new design.  
FIG. 3 is a rear view of my new design.  
FIG. 4 is a right side view of my new design.  
FIG. 5 is a left side view of my new design.  
FIG. 6 is a top view of my new design; and,  
FIG. 7 is a bottom view of my new design.  
Any shading lines are not features of the design but are utilized to illustrate surface contours of the stand in the drawings.  
The novel design is for a stand used to display a mobile device.

**1 Claim, 7 Drawing Sheets**



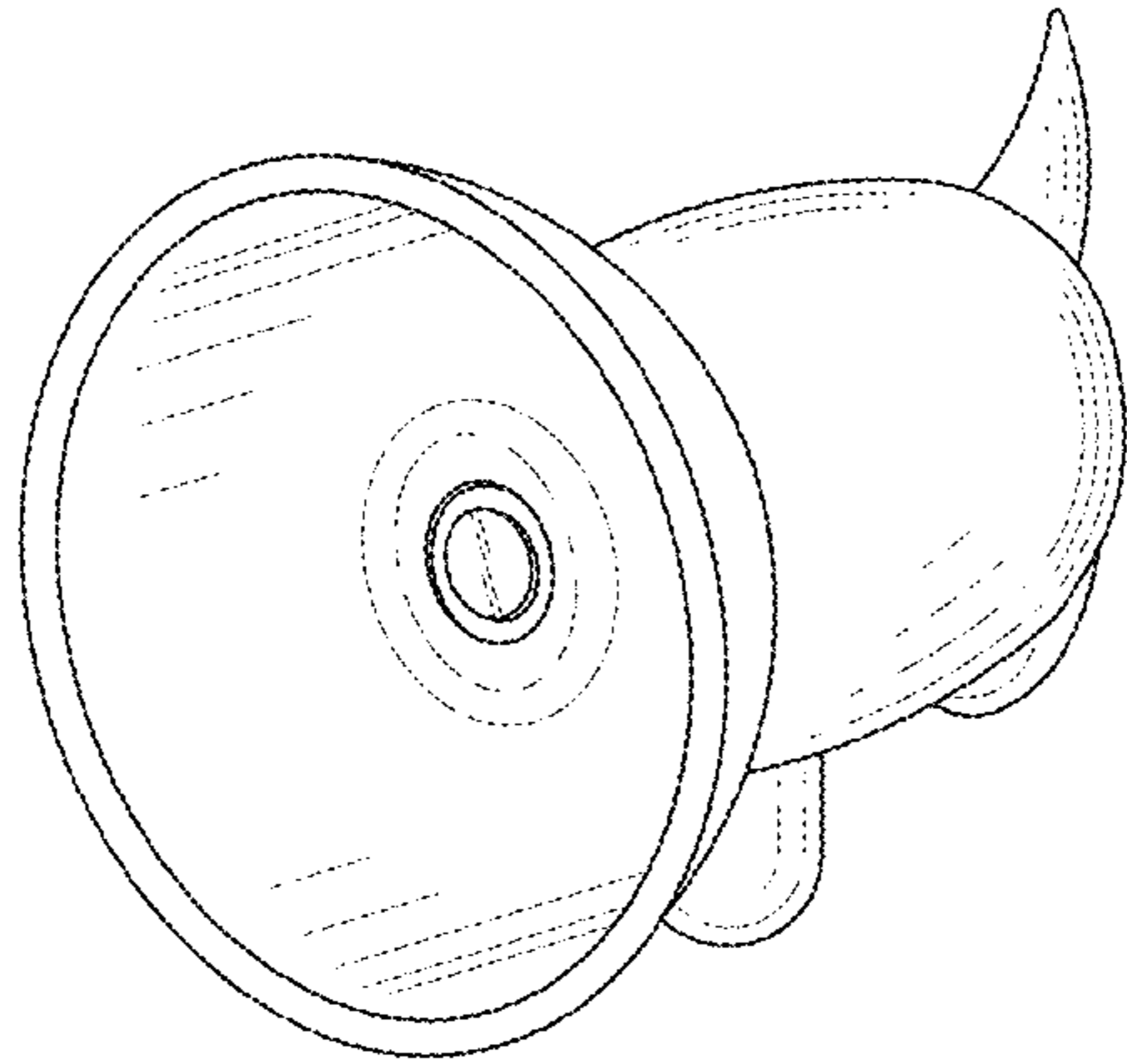


FIG. 1

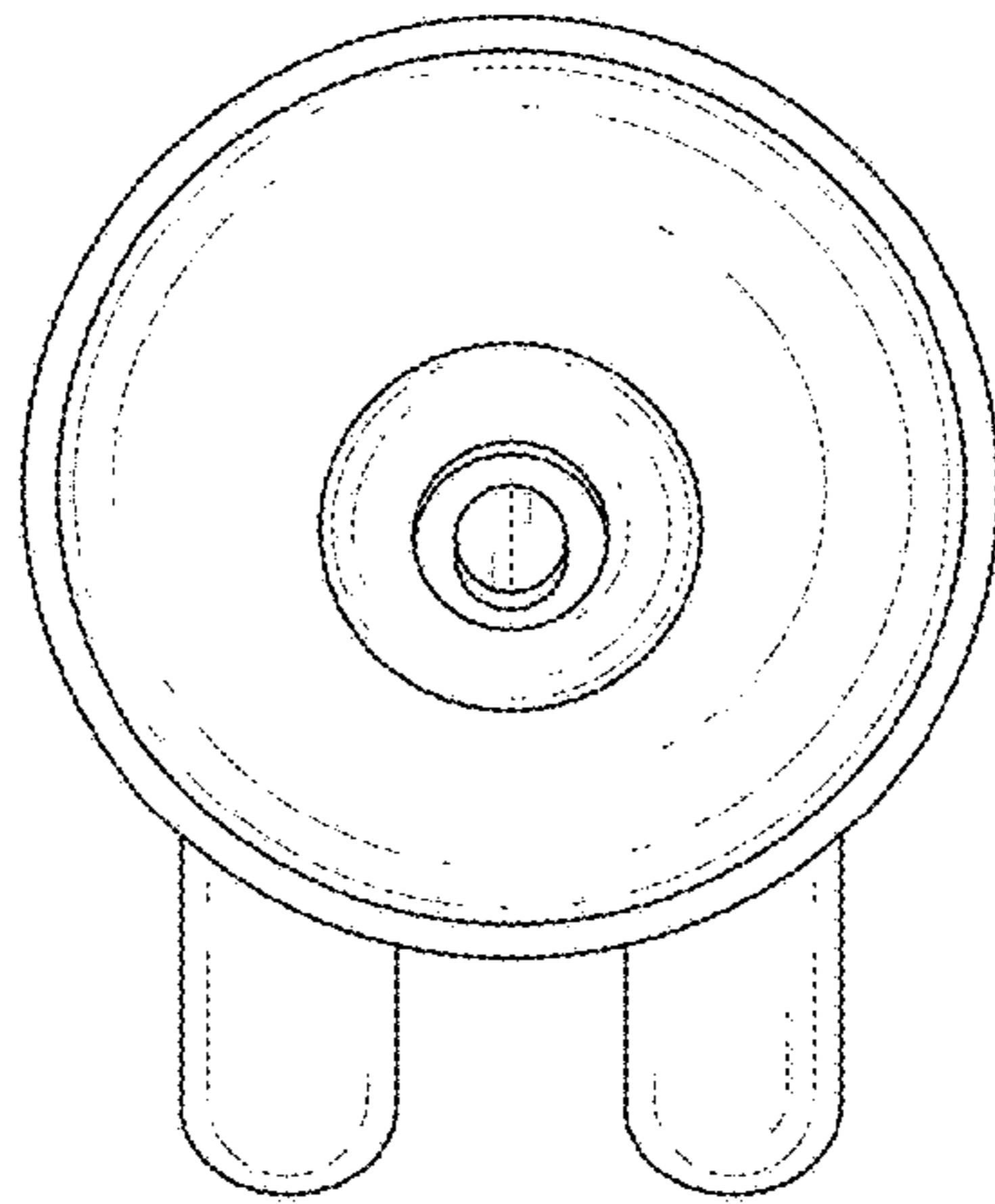


FIG. 2

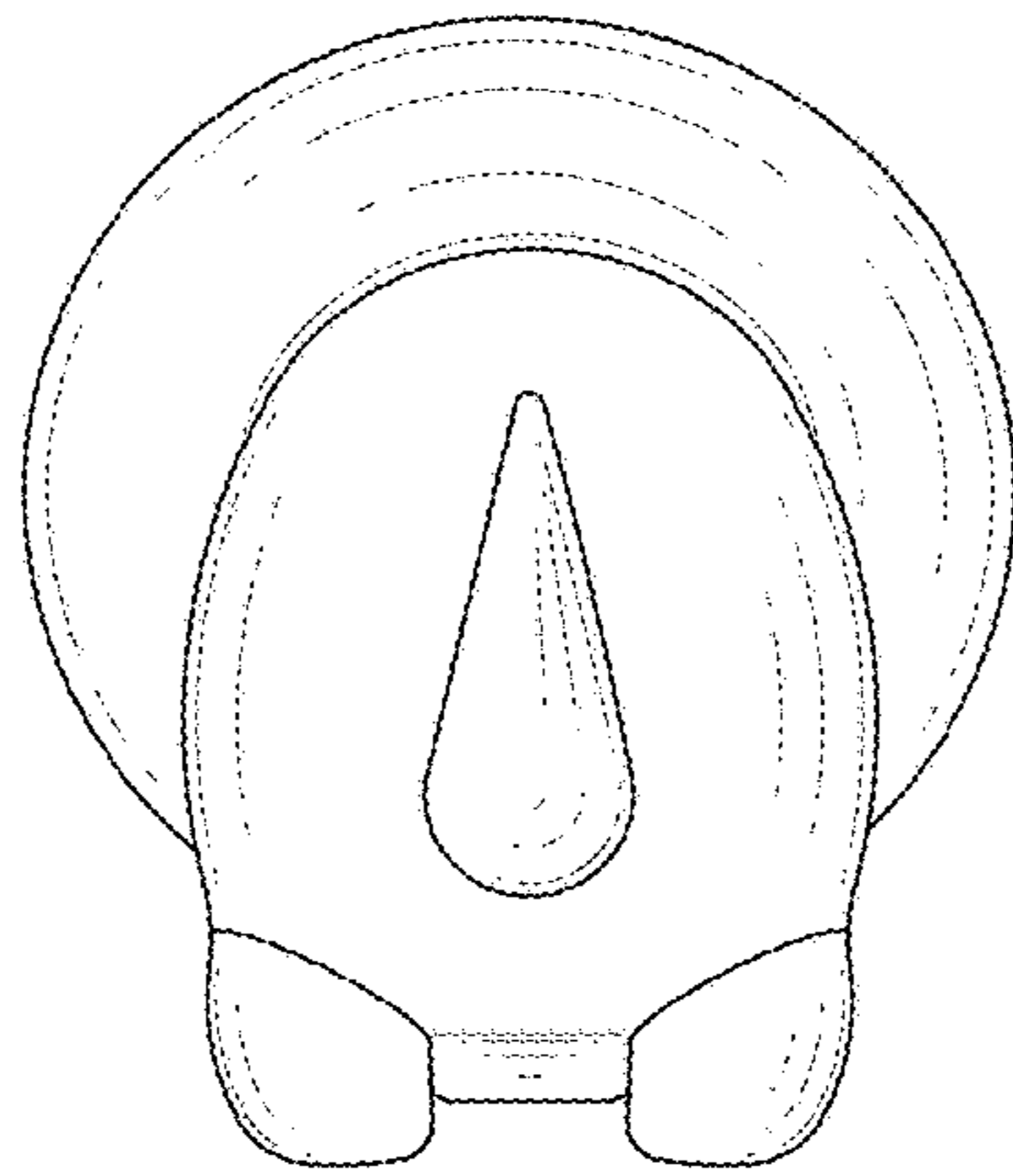


FIG. 3

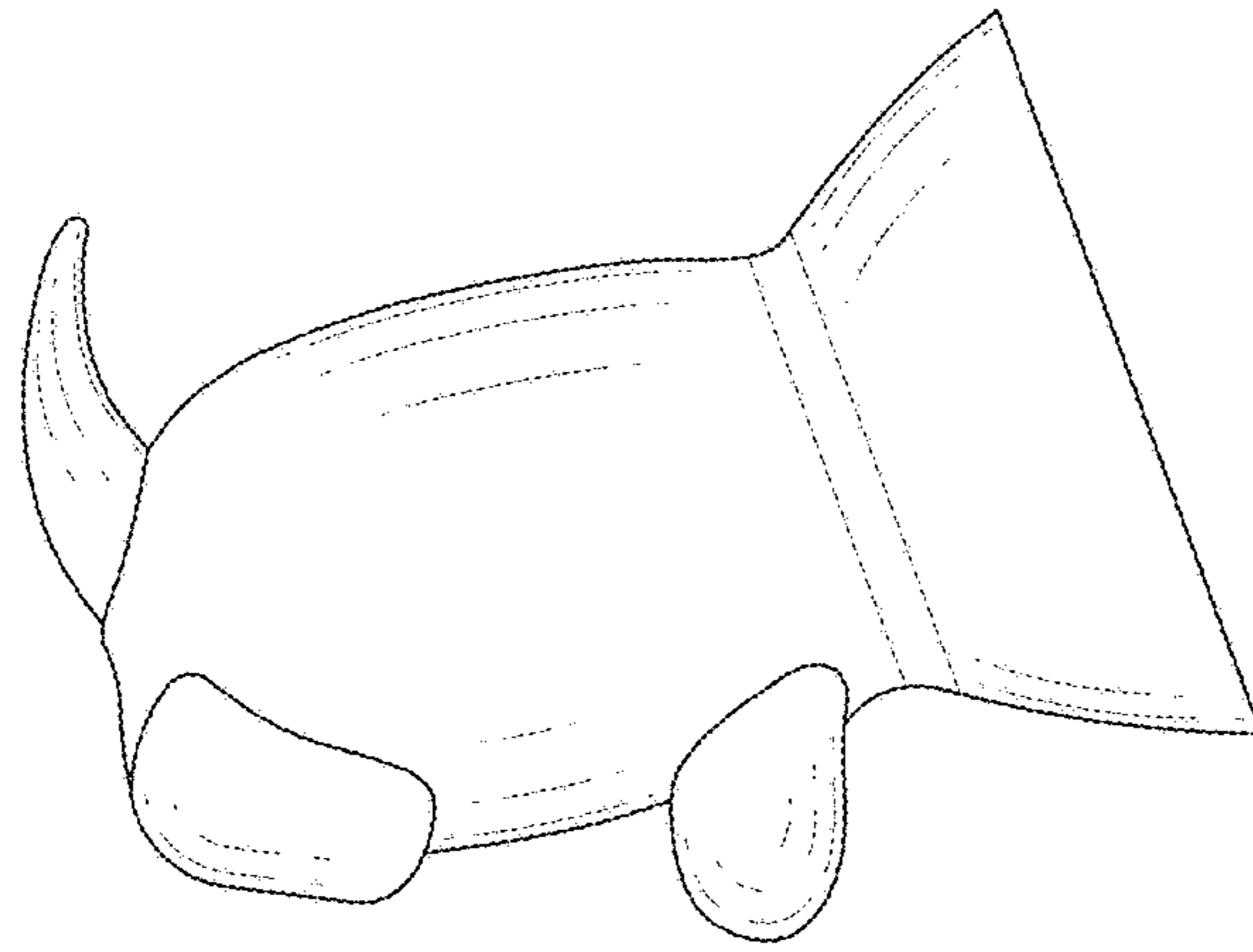


FIG. 4

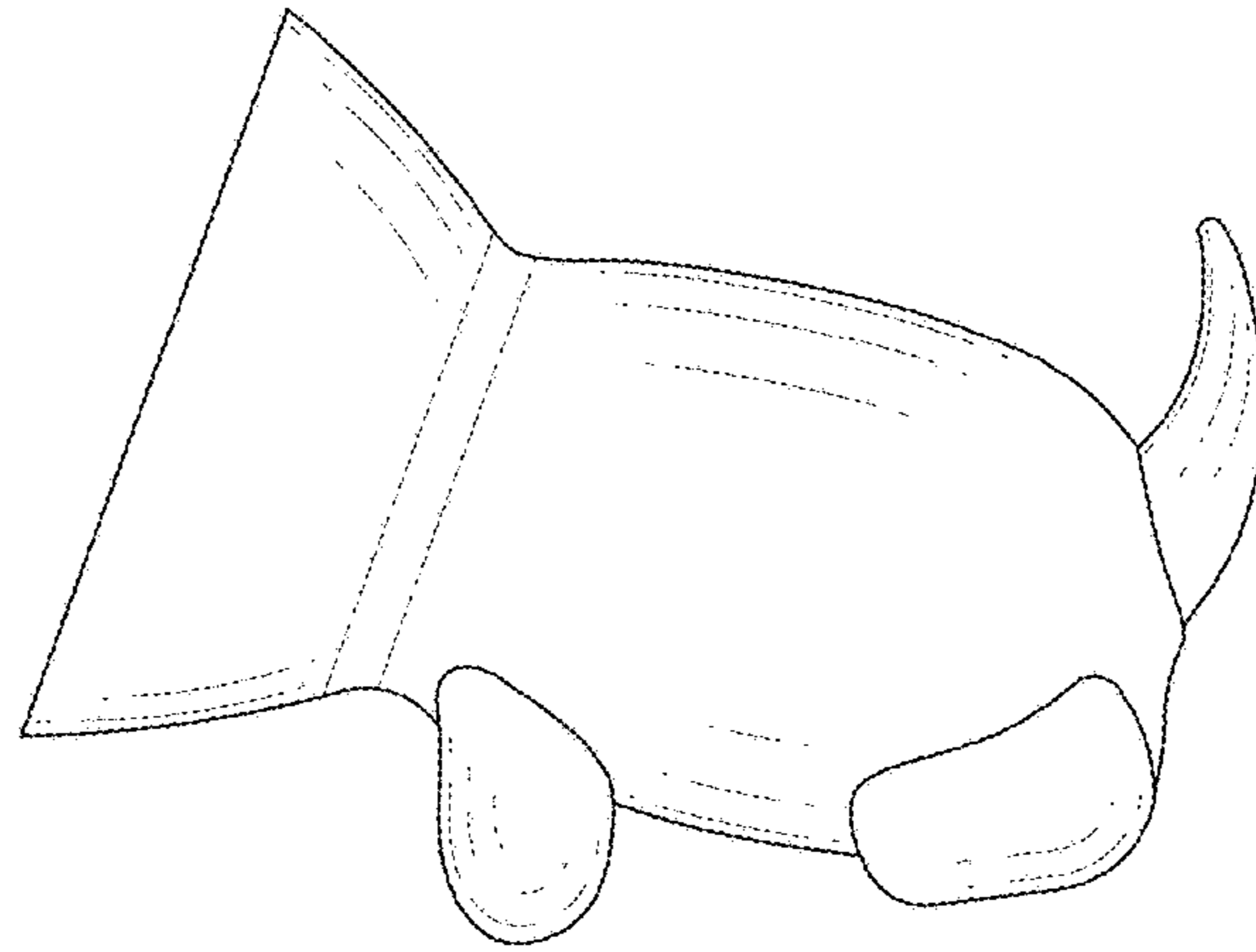


FIG. 5

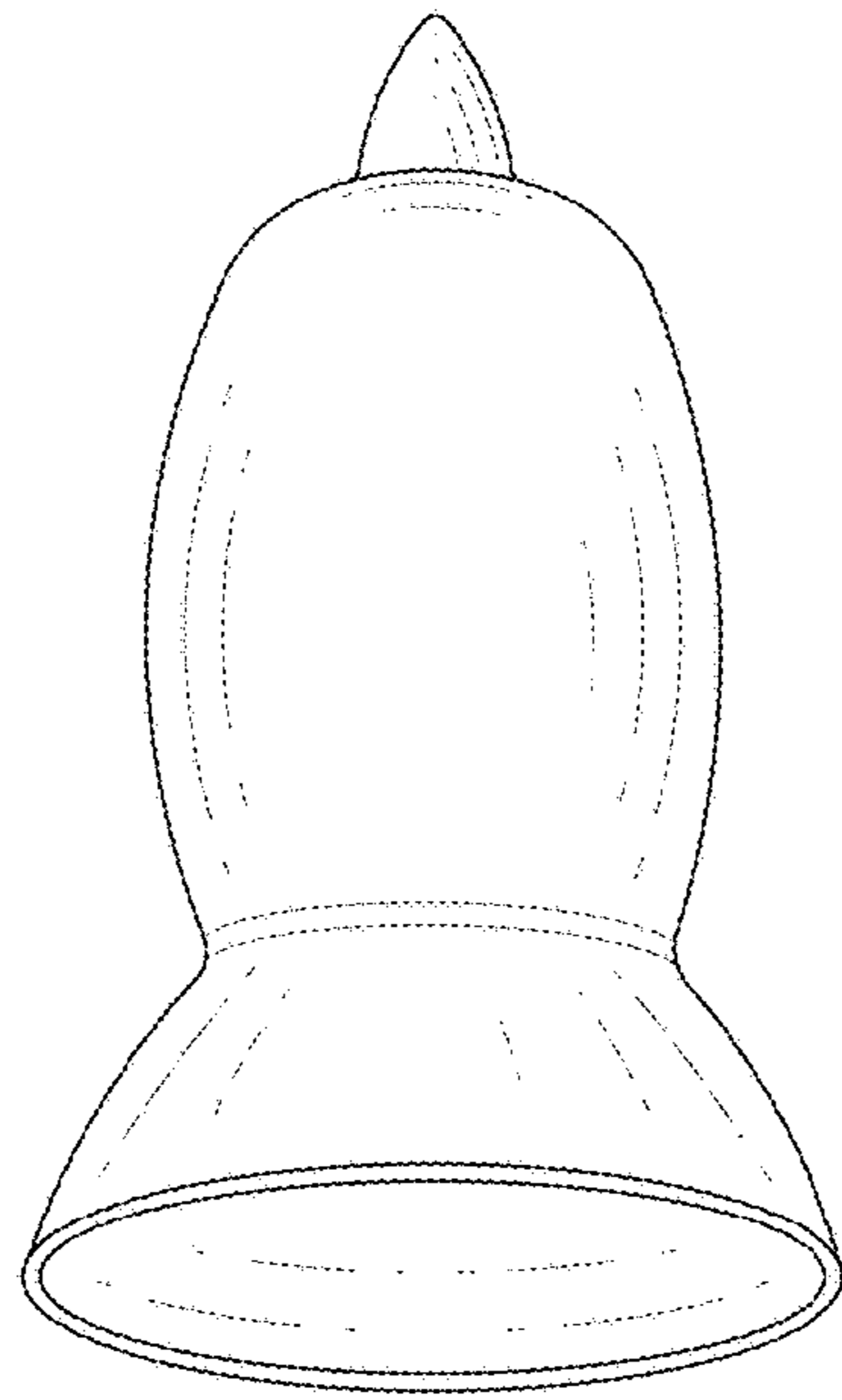


FIG. 6

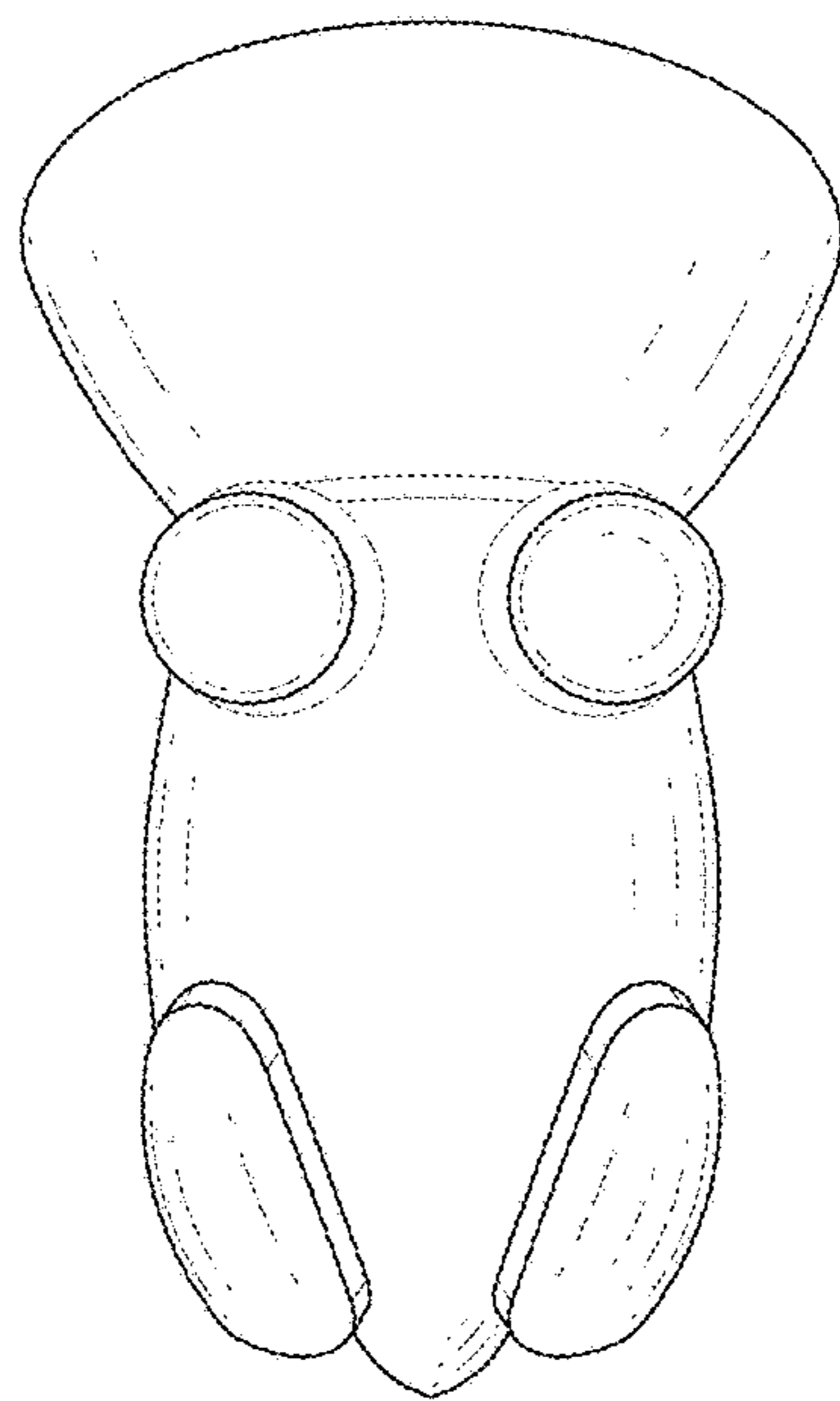


FIG. 7