



US00D857682S

(12) **United States Design Patent** (10) **Patent No.:** **US D857,682 S**
Wang (45) **Date of Patent:** **** Aug. 27, 2019**

- (54) **MOBILE PHONE CASE**
- (71) Applicant: **Turn On Tech LLC**, Provo, UT (US)
- (72) Inventor: **Bo Wang**, Dongguan (CN)
- (73) Assignee: **Turn on Tech LLC**, Carson City, NV (US)
- (**) Term: **15 Years**
- (21) Appl. No.: **29/593,418**
- (22) Filed: **Feb. 8, 2017**
- (51) **LOC (12) Cl.** **14-03**
- (52) **U.S. Cl.**
USPC **D14/250**
- (58) **Field of Classification Search**
USPC D3/201, 218, 226, 227, 247, 249, 250,
D3/269, 303; D13/103, 107, 108, 119;
D14/137, 138 R, 138 AA, 138 C, 138 G,
D14/203.3-203.7, 217, 238.1, 247, 248,
D14/250-254, 299, 440
CPC H04B 1/3888; H04M 1/0283; H04M
1/0202; A45C 1/06; A45C 2011/002;
A45C 11/00; A45F 2005/028; A45F
2200/0525
See application file for complete search history.

- (56) **References Cited**
U.S. PATENT DOCUMENTS
D528,110 S * 9/2006 Cohn D14/248
D551,856 S * 10/2007 Ko D3/201
D556,681 S * 12/2007 Kim D13/103
D606,305 S * 12/2009 Lee D3/269
D628,994 S * 12/2010 Griffin, Jr. D14/250
D651,203 S * 12/2011 Michie D14/250
D651,204 S * 12/2011 Wibby D14/250

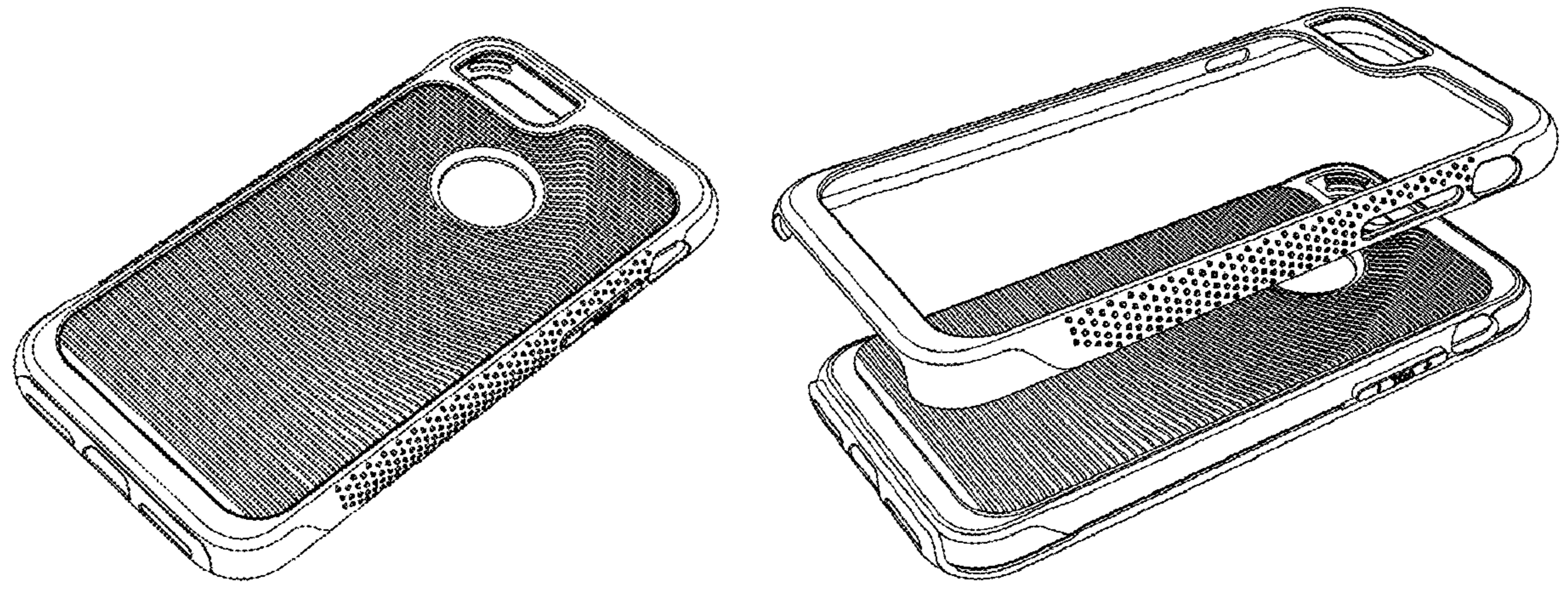
- D653,248 S * 1/2012 Fahrendorff D14/250
- D653,658 S * 2/2012 Fahrendorff D14/250
- D671,932 S 12/2012 Azoulay
- D726,702 S * 4/2015 Umlauf D14/250
- D737,263 S * 8/2015 Armstrong D14/250
- D740,267 S 10/2015 Diebel
- D741,844 S * 10/2015 Rayner D14/250
- D744,993 S 12/2015 Diebel
- D756,977 S * 5/2016 Schriefer D14/250
- D765,644 S * 9/2016 Witter D14/250
- D766,819 S * 9/2016 Gjovik D13/103
- D767,551 S * 9/2016 Sasaki D14/250
- D771,027 S * 11/2016 Prstojevich D14/250
- D772,211 S * 11/2016 Poon D14/250
- D772,857 S * 11/2016 Poon D14/250
- D773,447 S * 12/2016 Taylor D14/250

* cited by examiner
Primary Examiner — Susan E Krakower
Assistant Examiner — L. A. Grabenstetter
(74) *Attorney, Agent, or Firm* — Creativenture Law, LLC;
Dennis J M Donahue, III; Kevin C. Staed

(57) **CLAIM**
The ornamental design for a mobile phone case, as shown and described.

DESCRIPTION
FIG. 1 is a back perspective view of a mobile phone case; FIG. 2 is a front perspective view thereof; FIG. 3 is a back exploded perspective view of the mobile phone case with a separated back frame section; FIG. 4 is a right side view thereof; FIG. 5 is a left side view thereof; FIG. 6 is a front view thereof; FIG. 7 is a back view thereof; FIG. 8 is a top elevation view thereof; and, FIG. 9 is a bottom elevation view thereof.

1 Claim, 5 Drawing Sheets



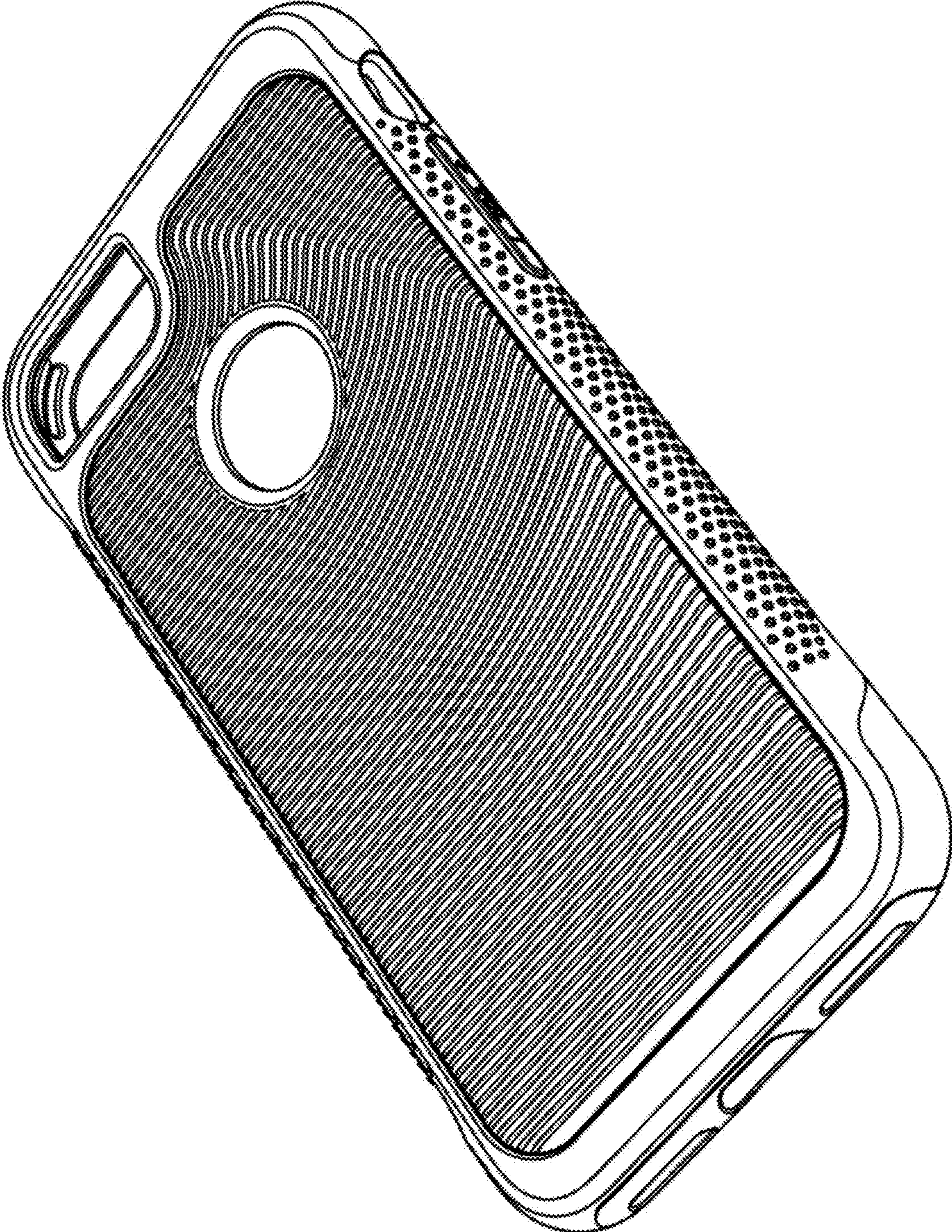


FIG. 1

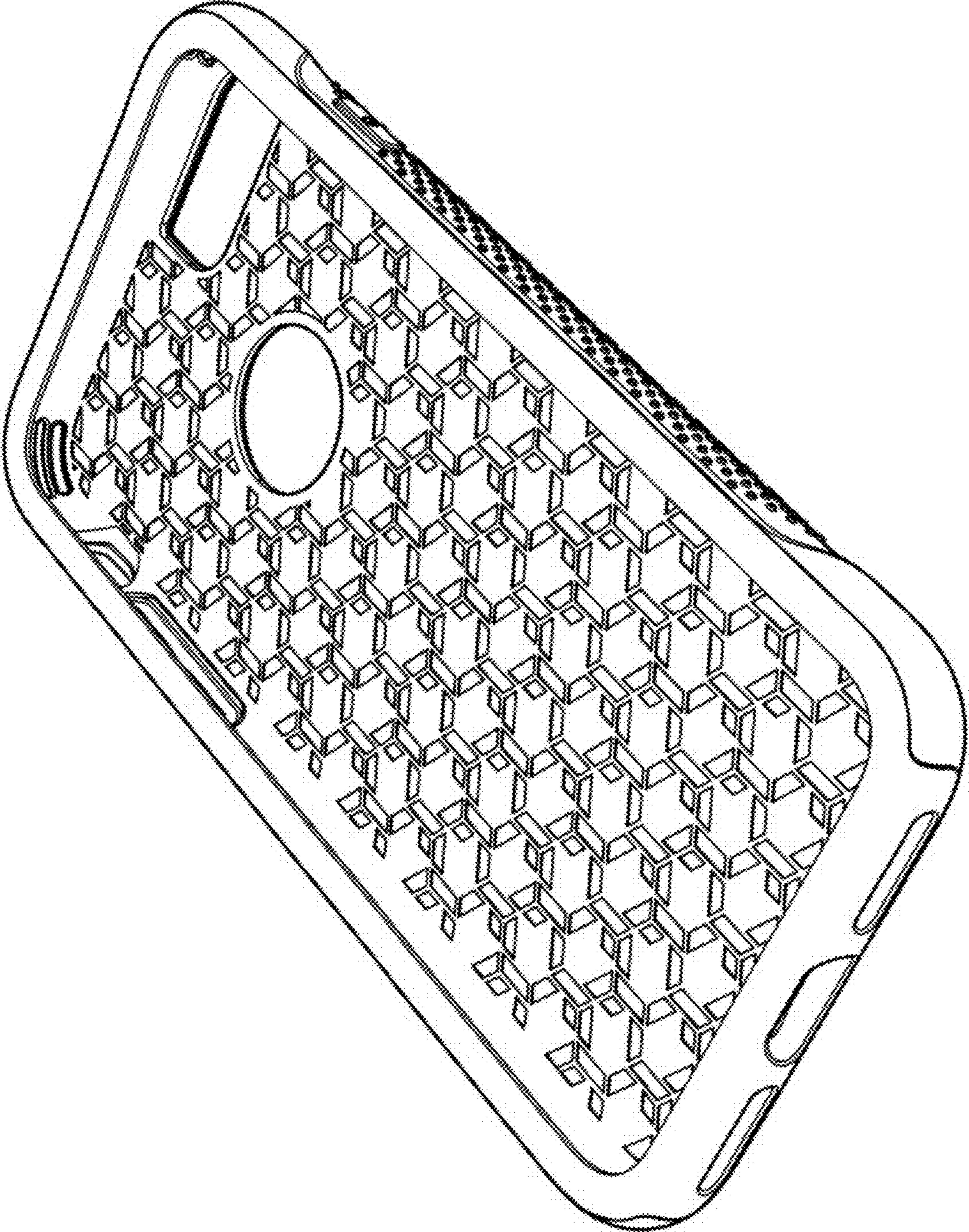


FIG. 2

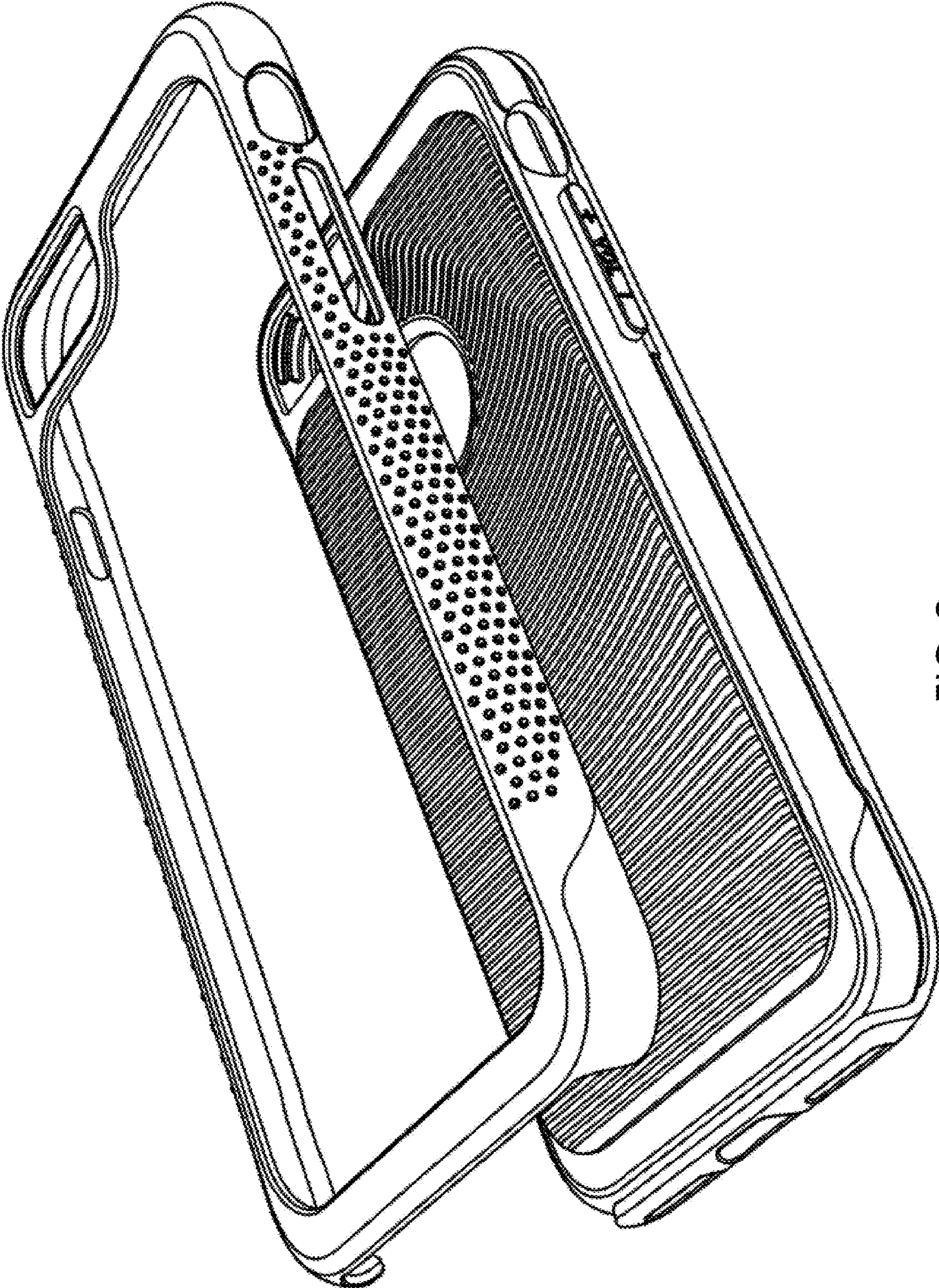


FIG. 3

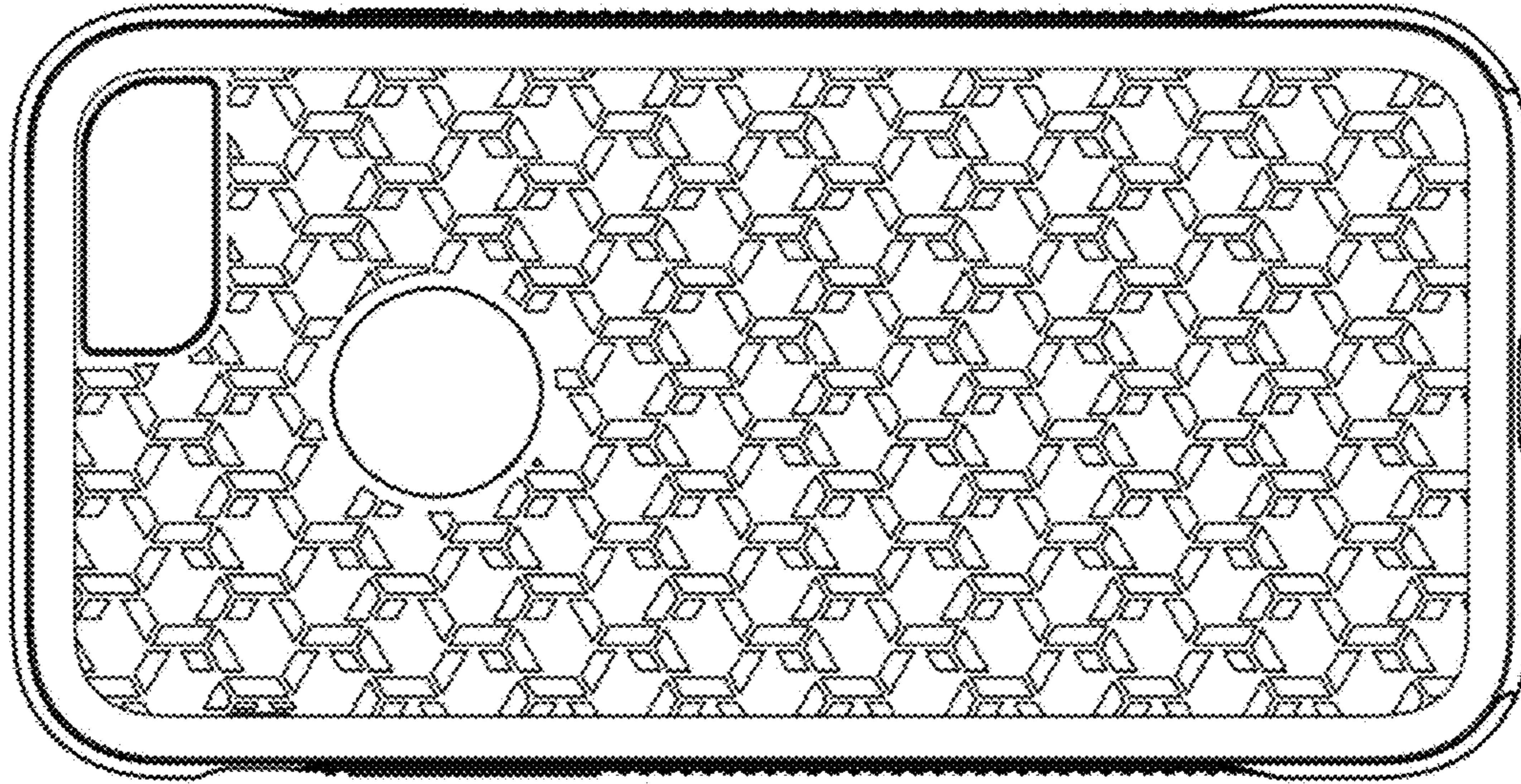


FIG. 6




FIG. 5



FIG. 4

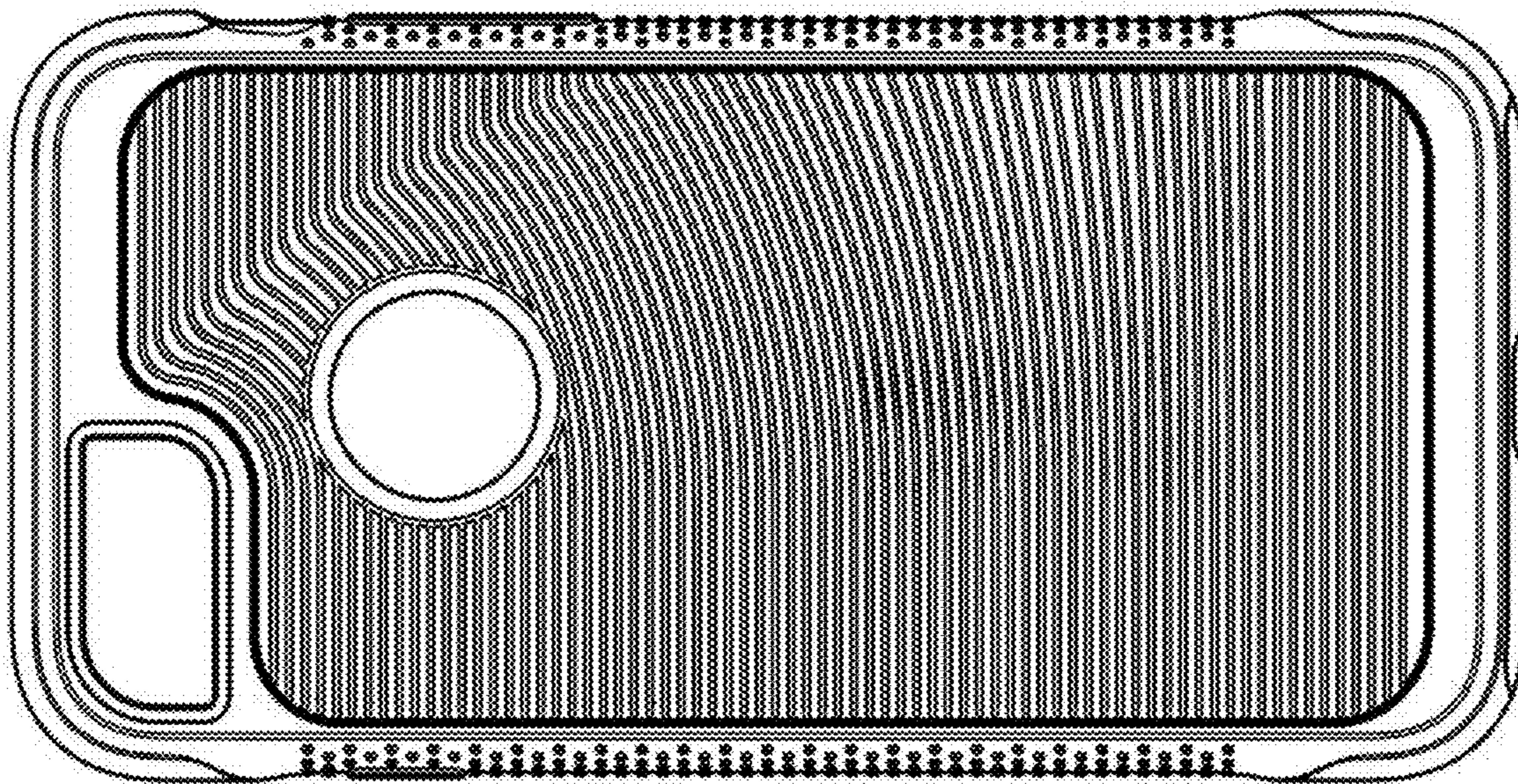


FIG. 7



FIG. 8

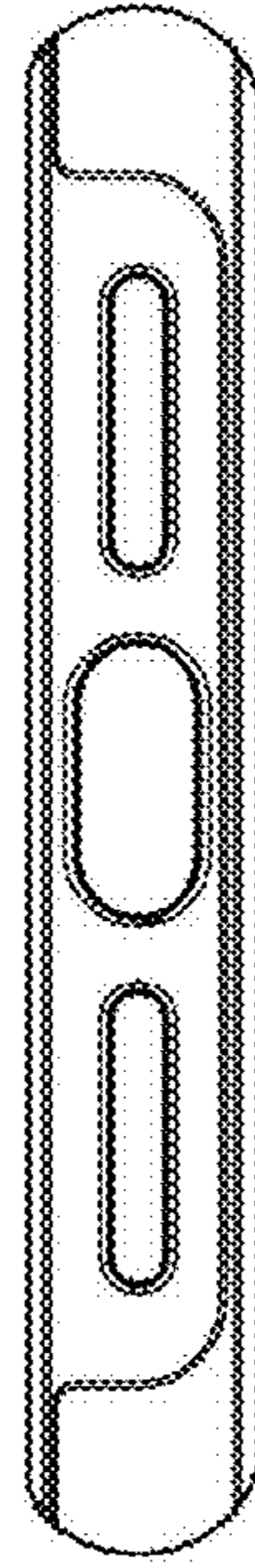


FIG. 9