



US00D857681S

(12) **United States Design Patent** (10) **Patent No.:** **US D857,681 S**
Boucquey et al. (45) **Date of Patent:** **** Aug. 27, 2019**

(54) **COMMUNICATION DEVICE**
 (71) Applicant: **Motorola Mobility LLC**, Chicago, IL (US)
 (72) Inventors: **Thomas Boucquey**, Chicago, IL (US); **Ricardo Flores Meneses**, Chicago, IL (US); **Paul Pierce**, Grayslake, IL (US); **Mark D Zaveson**, Antioch, IL (US)
 (73) Assignee: **Motorola Mobility LLC**, Chicago, IL (US)
 (**) Term: **15 Years**

D740,266 S 10/2015 Kim et al.
 D744,450 S 12/2015 Kim et al.
 D749,551 S 2/2016 Mitchell
 D751,523 S 3/2016 Min et al.
 D763,838 S 8/2016 Lee
 D771,004 S 11/2016 Husgafvel
 D774,025 S 12/2016 Reivo et al.
 D775,097 S 12/2016 Husgafvel
 D780,145 S * 2/2017 Rouger D14/138 G
 D782,451 S 3/2017 Rouger et al.
 D782,452 S 3/2017 Lee et al.
 D783,564 S 4/2017 Park et al.
 D786,213 S 5/2017 Seo et al.
 D790,518 S 6/2017 Park
 D794,589 S 8/2017 Daniel
 D797,694 S 9/2017 Daniel

(Continued)

(21) Appl. No.: **29/636,022**
 (22) Filed: **Feb. 5, 2018**

Primary Examiner — Sheryl Lane
Assistant Examiner — Calvin E Vansant
 (74) *Attorney, Agent, or Firm* — Kunzler Bean & Adamson

Related U.S. Application Data

(62) Division of application No. 29/572,218, filed on Jul. 26, 2016, now abandoned.
 (51) **LOC (12) Cl.** **14-03**
 (52) **U.S. Cl.**
 USPC **D14/248**
 (58) **Field of Classification Search**
 USPC D14/138 AA, 138 AB, 138 AD, 138 AC, D14/138 C, 138 G, 138 R, 248, 250, 253, D14/341, 440, 336, 371; D24/186
 CPC H05K 5/0217; H04M 1/03; H04B 1/3888; H04N 5/2252; A45C 2011/002
 See application file for complete search history.

(57) **CLAIM**

The ornamental design for a communication device, as shown and described.

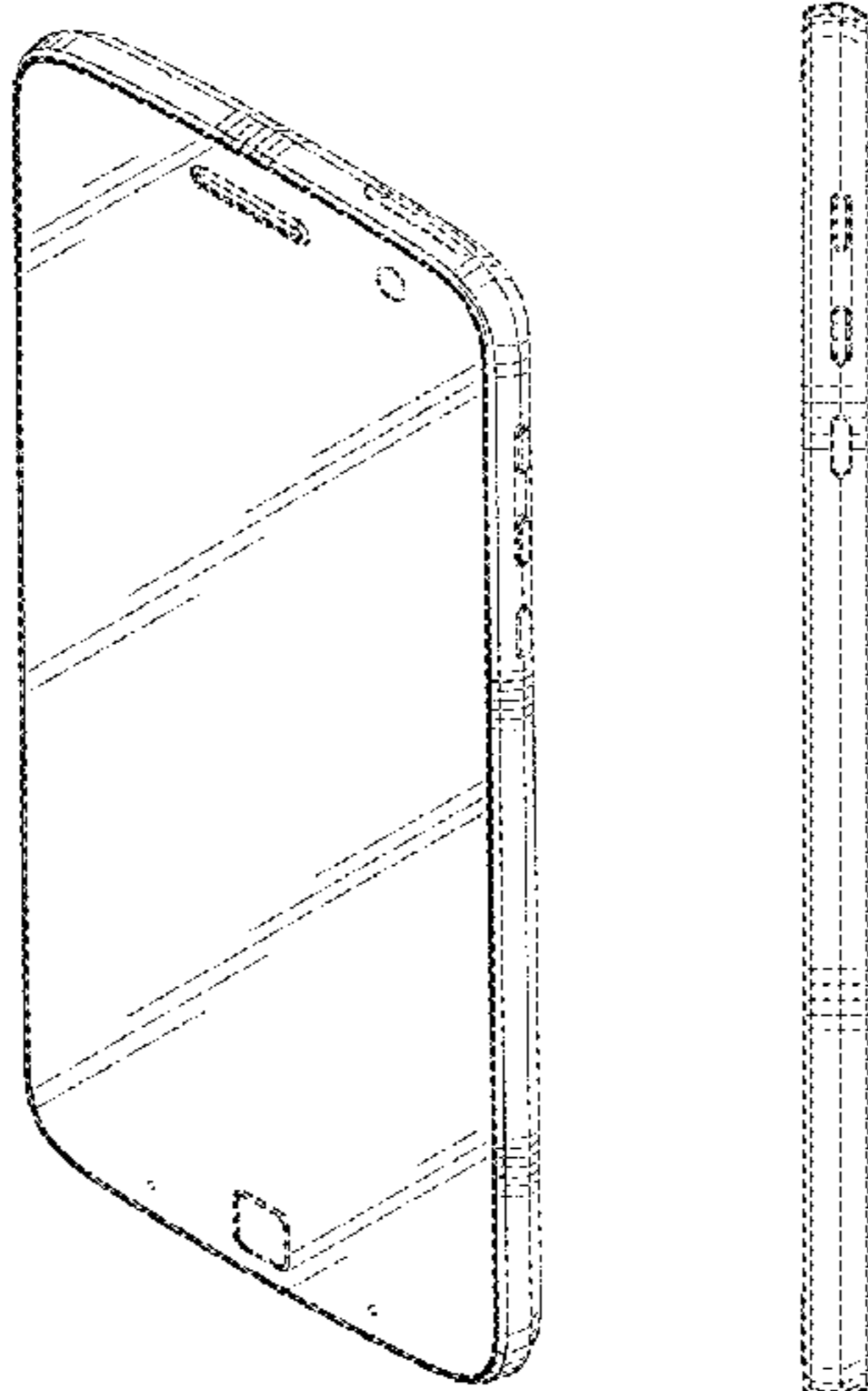
DESCRIPTION

FIG. 1 is a front perspective view of our ornamental design for a communication device;
 FIG. 2 is a rear perspective thereof;
 FIG. 3 is front view thereof;
 FIG. 4 is rear view thereof;
 FIG. 5 is first side view thereof;
 FIG. 6 is a second side view thereof;
 FIG. 7 is top view thereof; and,
 FIG. 8 is a bottom view thereof.
 The broken lines shown in FIGS. 1-8, that are immediately adjacent to the shaded areas, and define unshaded regions is for the purpose of illustrating environment and forms no part of the claimed design.

(56) **References Cited**
 U.S. PATENT DOCUMENTS

D635,540 S 4/2011 Kim et al.
 D644,196 S 8/2011 Lee et al.
 D728,577 S 5/2015 Amit et al.
 D733,109 S 6/2015 Reivo et al.
 D734,287 S 7/2015 Chu

1 Claim, 6 Drawing Sheets



(56)

References Cited

U.S. PATENT DOCUMENTS

D810,726 S 2/2018 Chou et al.
D838,706 S 1/2019 Li et al.

* cited by examiner

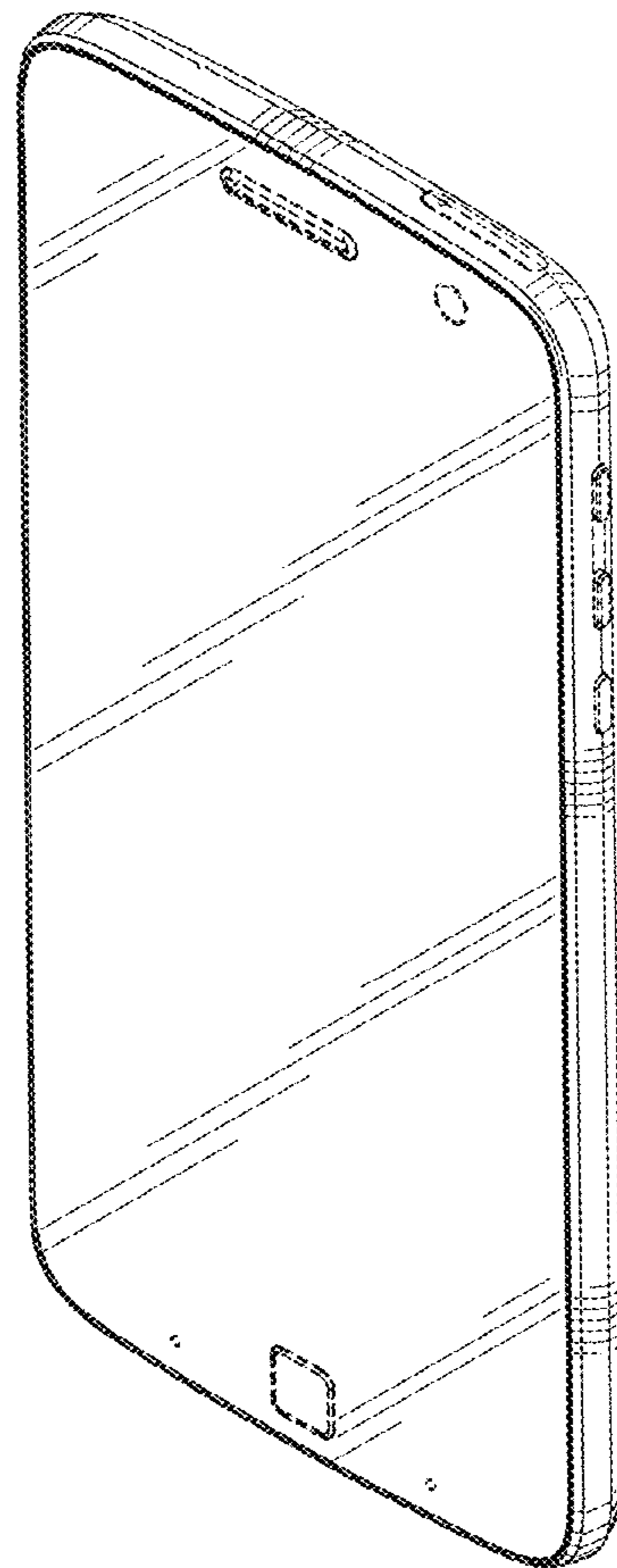


FIG. 1

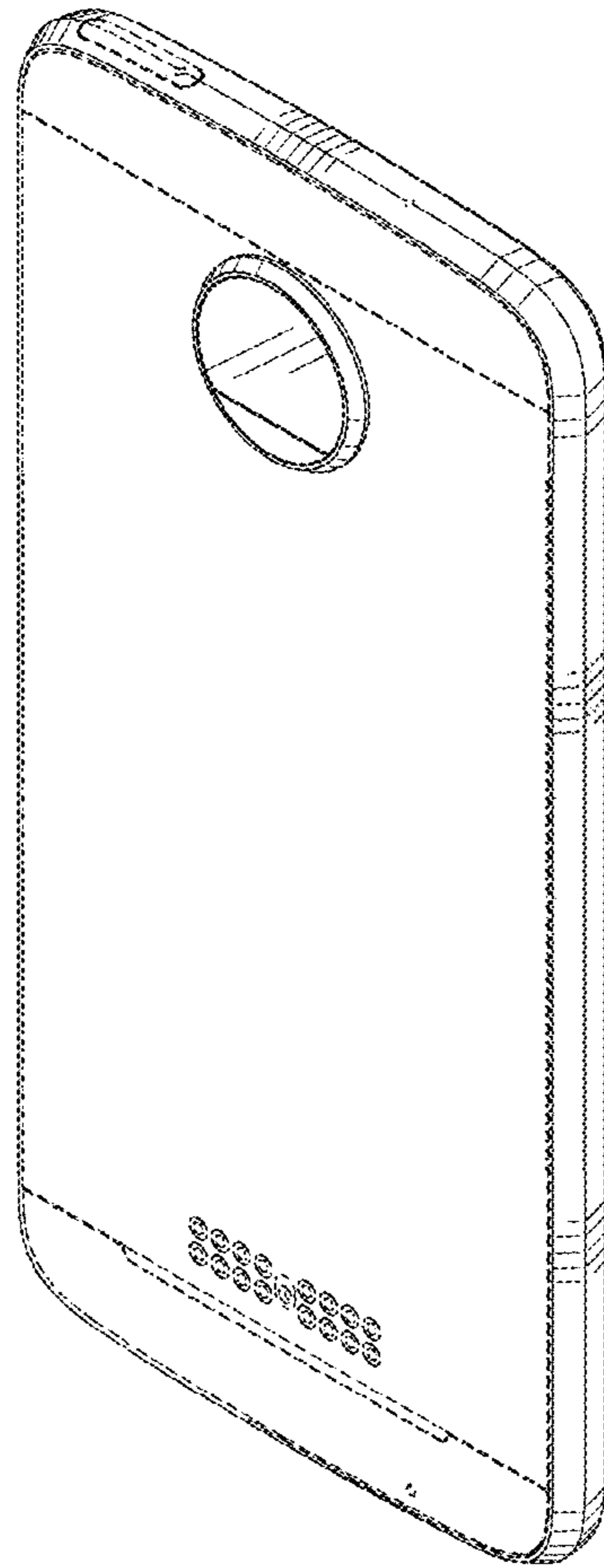


FIG. 2




FIG. 3




FIG. 4

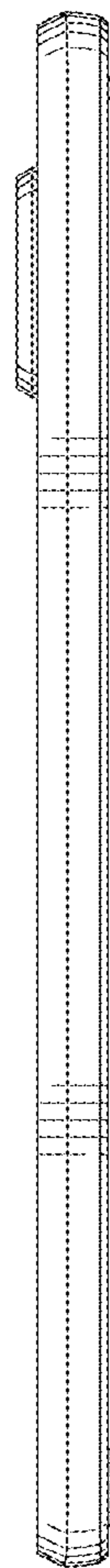


FIG. 5




FIG. 6




FIG. 7

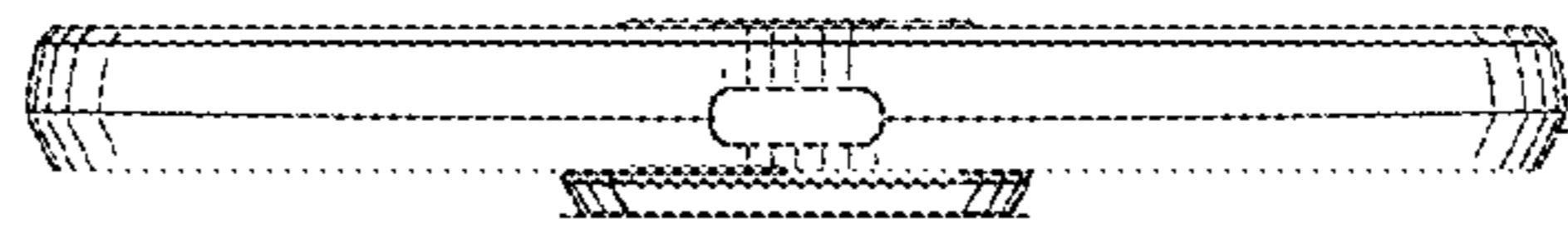


FIG. 8