



US00D857669S

(12) **United States Design Patent** (10) **Patent No.:** **US D857,669 S**  
**Sakai** (45) **Date of Patent:** **\*\* Aug. 27, 2019**

(54) **ANTENNA**

(71) Applicant: **Sony Corporation**, Tokyo (JP)

(72) Inventor: **Yuji Sakai**, Saitama (JP)

(73) Assignee: **SONY CORPORATION**, Tokyo (JP)

(\*\*) Term: **15 Years**

(21) Appl. No.: **29/584,037**

(22) Filed: **Nov. 10, 2016**

(30) **Foreign Application Priority Data**

Aug. 5, 2016 (JP) ..... D2016-016877

(51) **LOC (12) Cl.** ..... **14-03**

(52) **U.S. Cl.**  
USPC ..... **D14/230**

(58) **Field of Classification Search**  
USPC ..... D14/138, 230-238.1, 240, 299, 358;  
D12/42, 43  
CPC ..... H01L 33/48; H01L 23/02; H01Q 7/00;  
H01Q 13/10  
See application file for complete search history.

(56) **References Cited**

**U.S. PATENT DOCUMENTS**

- D436,352 S \* 1/2001 Smith ..... D14/137
- D516,083 S 2/2006 Kataoka
- 7,245,196 B1 \* 7/2007 Baliarda ..... H01P 1/20381  
333/219
- D585,436 S \* 1/2009 Fang ..... D14/230
- 7,521,787 B2 \* 4/2009 Ohshima ..... H01L 25/0657  
257/686
- 8,106,499 B2 \* 1/2012 Camacho ..... H01L 23/3128  
257/686

- D757,693 S \* 5/2016 Sudo ..... D14/230
- 2012/0104421 A1 \* 5/2012 Wai ..... H01L 24/97  
257/88
- 2013/0241782 A1 \* 9/2013 Hwang ..... H01Q 3/247  
343/724
- 2016/0111604 A1 \* 4/2016 Li ..... H01L 24/83  
257/91
- 2017/0236805 A1 \* 8/2017 Cope ..... G09F 9/30  
257/89

\* cited by examiner

*Primary Examiner* — Mark A Goodwin

*Assistant Examiner* — Benjamin M Weeks

(74) *Attorney, Agent, or Firm* — Michael Best and Friedrich LLP

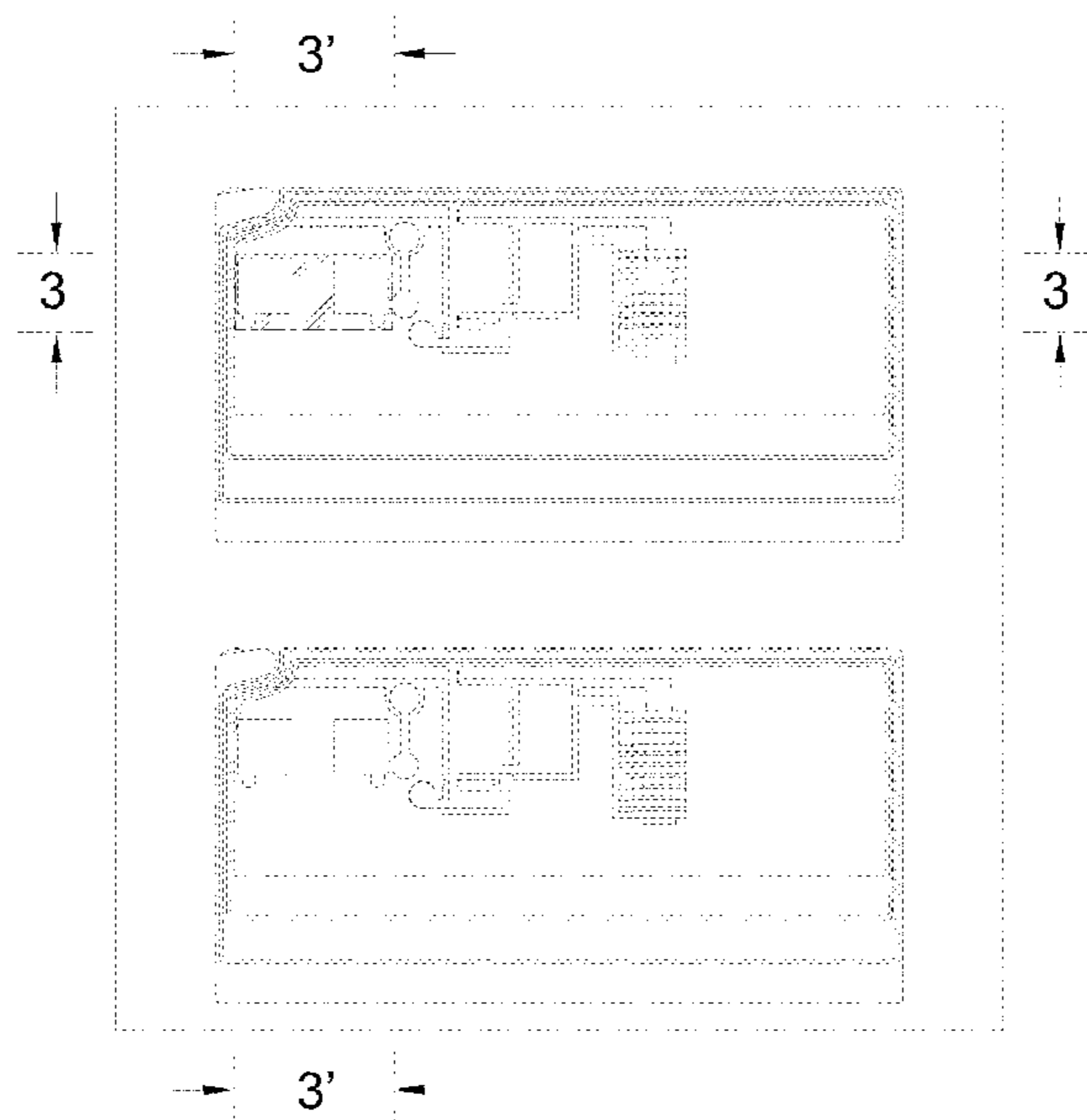
(57) **CLAIM**

The ornamental design for an antenna, as shown and described.

**DESCRIPTION**

FIG. 1 is a front elevational view of an antenna showing my new design;  
 FIG. 2 is a rear elevational view thereof;  
 FIG. 3 is a partially enlarged front elevational view thereof along the lines 3-3 and 3'-3' of FIG. 1; and,  
 FIG. 4 is a partially enlarged rear elevational view thereof along the lines 4-4 and 4'-4' of FIG. 2.  
 The broken lines illustrating the unclaimed portions of the antenna form no part of the claimed design. Dot-dash broken lines forming boundaries of the claimed design form no part of the claimed design.

**1 Claim, 3 Drawing Sheets**



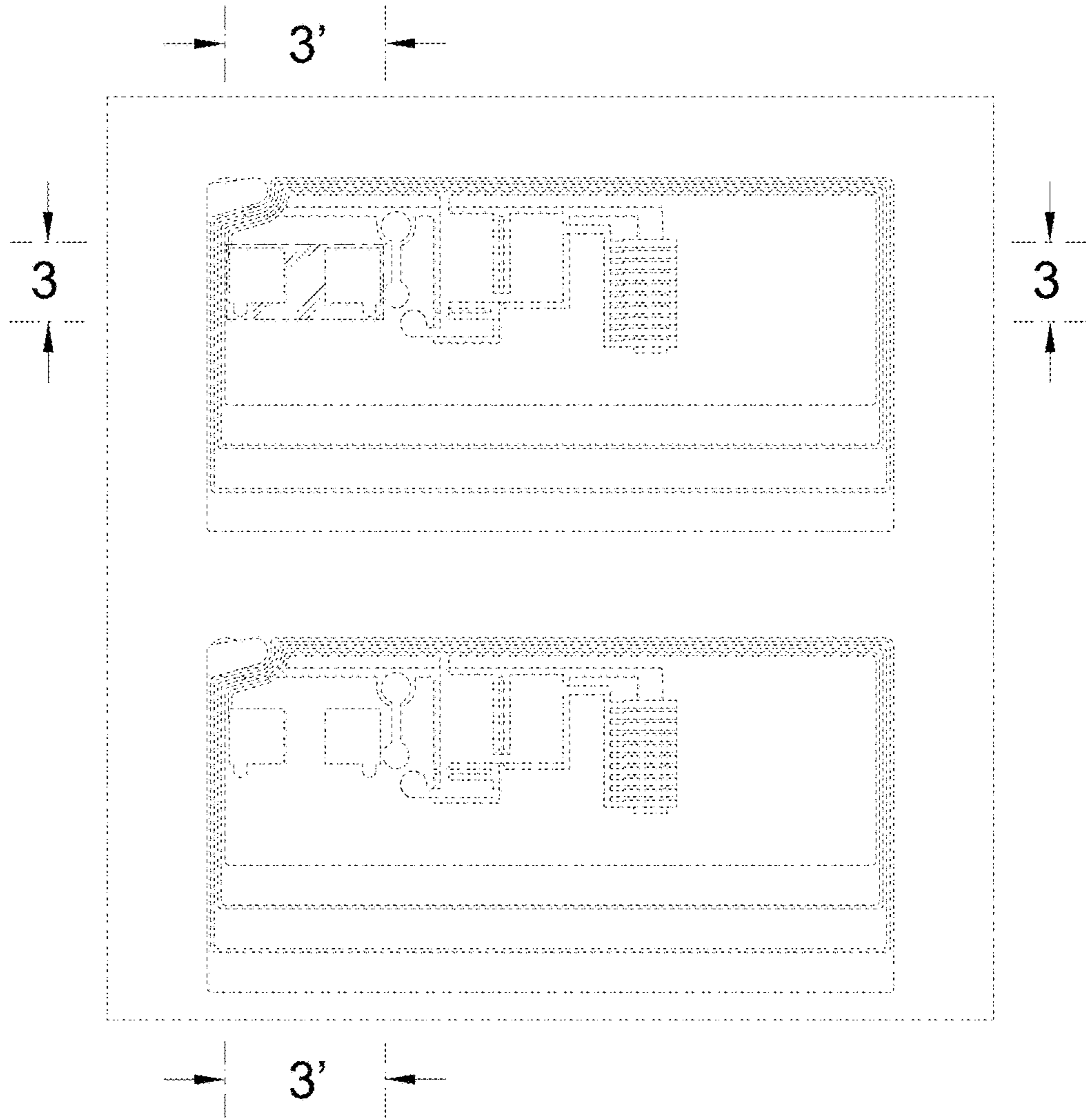


FIG. 1

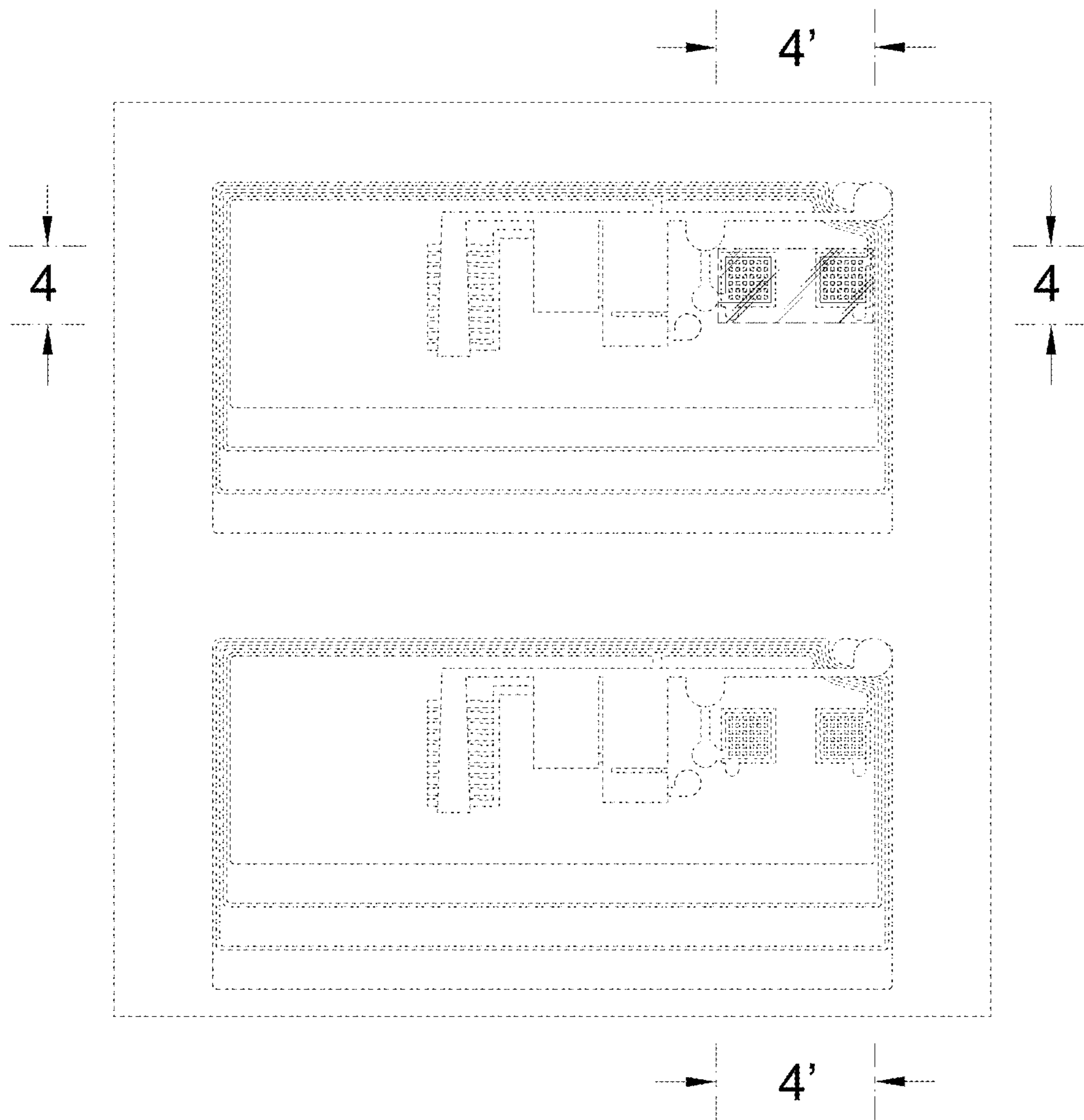


FIG. 2

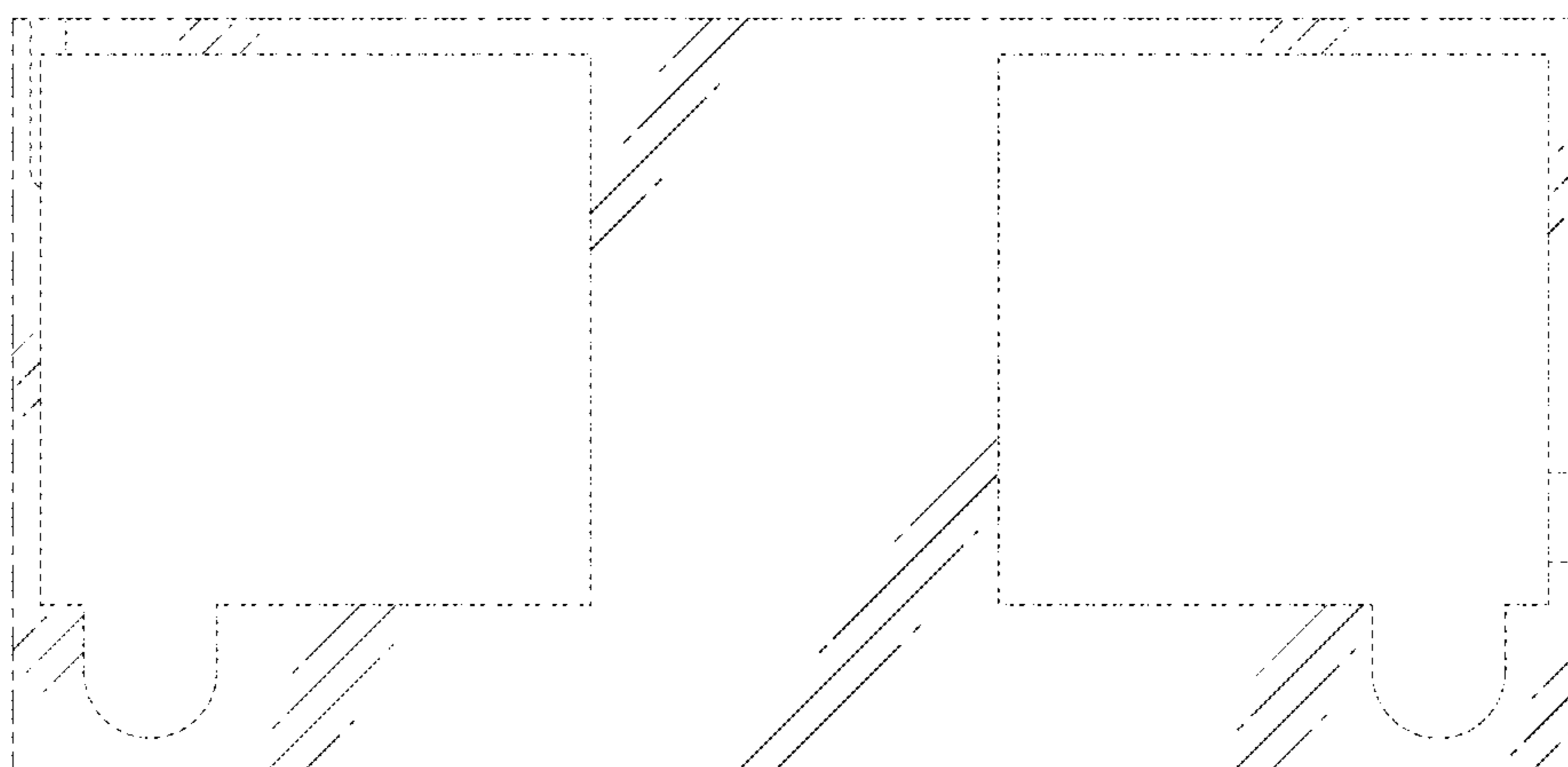


FIG. 3

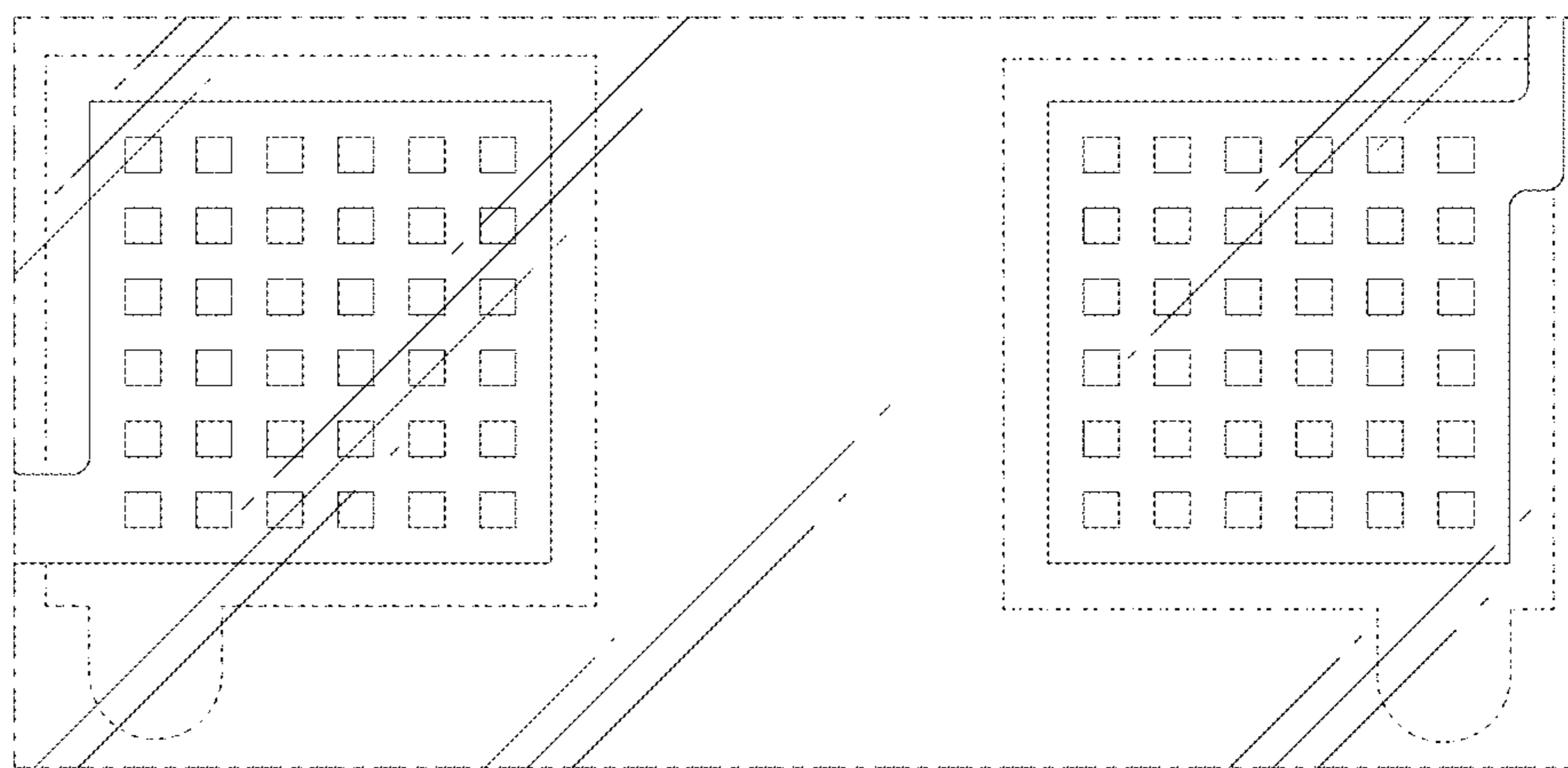


FIG. 4