



US00D857667S

(12) **United States Design Patent** (10) **Patent No.:** **US D857,667 S**
Willis et al. (45) **Date of Patent:** **** Aug. 27, 2019**

(54) **EARPHONE ATTACHMENT**

- (71) Applicant: **Human, Incorporated**, Seattle, WA (US)
- (72) Inventors: **Benjamin S. Willis**, Bellevue, WA (US); **Adam Abraham Jossem**, Seattle, WA (US); **Stephen John Minarsch**, Seattle, WA (US); **Dae Il Kwon**, Edmonds, WA (US); **Francesca Alyssum Quaglia**, Seattle, WA (US); **Lea Martin**, Seattle, WA (US)
- (73) Assignee: **Human, Incorporated**, Seattle, WA (US)

(**) Term: **15 Years**

(21) Appl. No.: **29/586,591**

(22) Filed: **Dec. 5, 2016**

(51) **LOC (12) Cl.** **14-01**

(52) **U.S. Cl.**
USPC **D14/223**

(58) **Field of Classification Search**
USPC ... D14/205, 217, 221, 223, 224, 224.1, 225; D24/173, 174
CPC H04R 1/10; H04R 1/1016; H04R 1/1066; H04R 1/105; H04R 1/1033; H04R 1/08; H04R 5/033; H04R 5/0335; H04R 25/00
See application file for complete search history.

(56) **References Cited**

U.S. PATENT DOCUMENTS

D326,654 S *	6/1992	Brown	D14/192
D357,479 S *	4/1995	Coomans	D14/223
D541,485 S *	4/2007	Birgersson	D29/112
D707,201 S *	6/2014	Arjomand	H04R 25/652
				D14/205
D814,445 S *	4/2018	Willis	D14/223
D815,065 S *	4/2018	Willis	D14/223
D822,007 S *	7/2018	Willis	D14/223
2016/0360307 A1 *	12/2016	Willis	H04R 1/1008
2017/0311067 A1 *	10/2017	Willis	H04R 1/1008

OTHER PUBLICATIONS

These futuristic wireless headphones will make you look like an alien, posted on Sep. 20, 2016, site visited Dec. 5, 2018, <<http://www.digitalspy.com/tech/news/a808548/these-futuristic-wireless-headphones-will-make-you-look-like-an-alien/>>.*
Human Inc. Unveil 'Sound' Wireless Headphones, posted on May 24, 2016, site visited Dec. 5, 2018, <<https://www.androidheadlines.com/2016/05/human-inc-unveil-sound-wireless-headphones-2.html>>.*

* cited by examiner

Primary Examiner — Barbara Fox

Assistant Examiner — Messina L Smith

(74) *Attorney, Agent, or Firm* — Seed IP Law Group LLP

(57) **CLAIM**

The ornamental design for an earphone attachment, as shown and described.

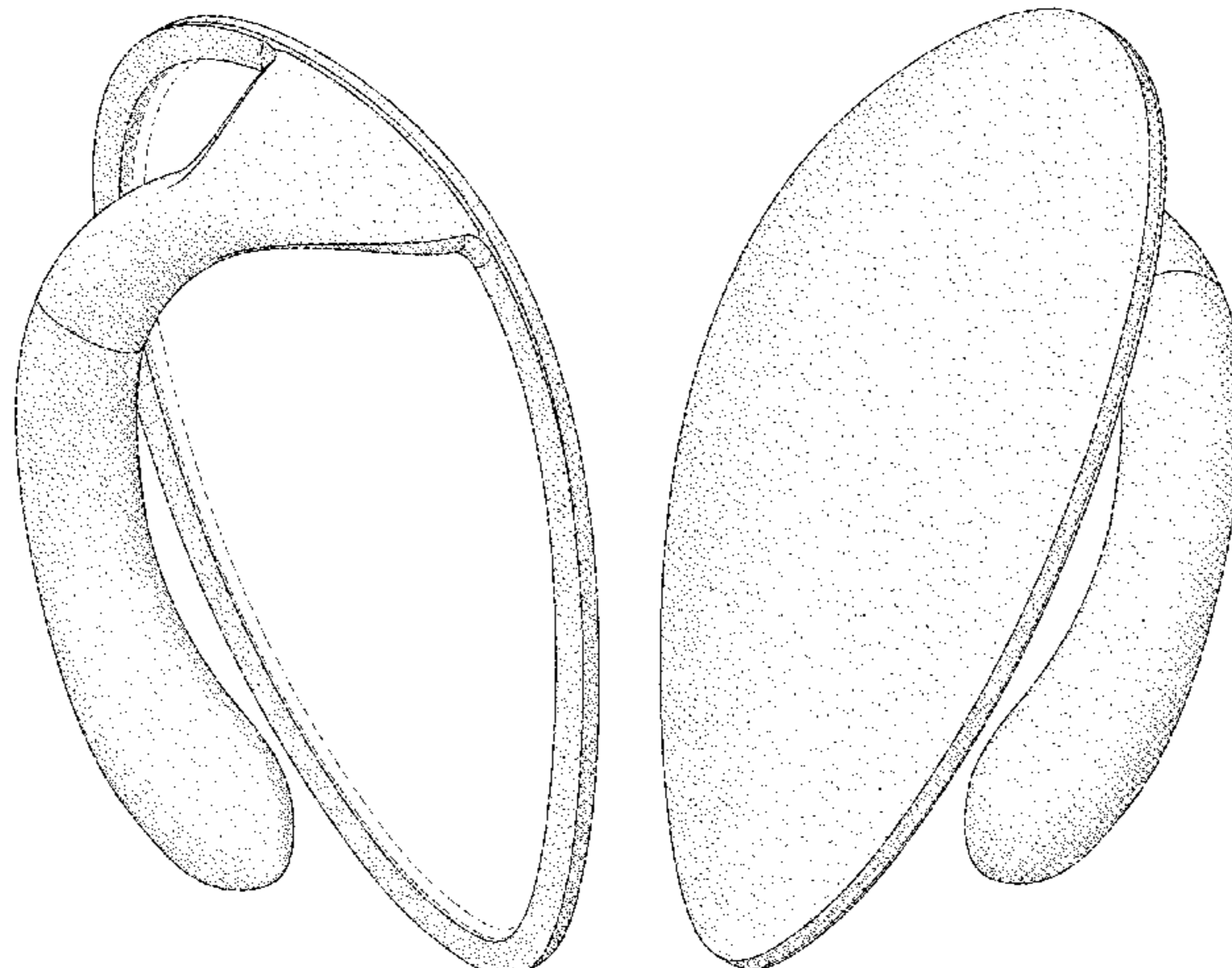
DESCRIPTION

FIG. 1 is a first isometric view of an earphone attachment showing the new design in a first embodiment, showing the earphone attachment for the left ear.
FIG. 2 is a second isometric view thereof;
FIG. 3 is a front elevational view thereof;
FIG. 4 is a rear elevational view thereof;
FIG. 5 is a left side elevational view thereof;
FIG. 6 is a right side elevational view thereof;
FIG. 7 is a top plan view thereof; and,
FIG. 8 is a bottom plan view thereof.

A second embodiment for the right ear is provided, which is a mirror image of the embodiment for the left ear shown in FIGS. 1 through 8.

Stippling and tangency lines in the drawings represent the three-dimensional contours of the design, and are not intended to indicate surface decoration. The broken lines in the drawings depict portions of the earphone attachment and form no part of the claimed design.

1 Claim, 6 Drawing Sheets



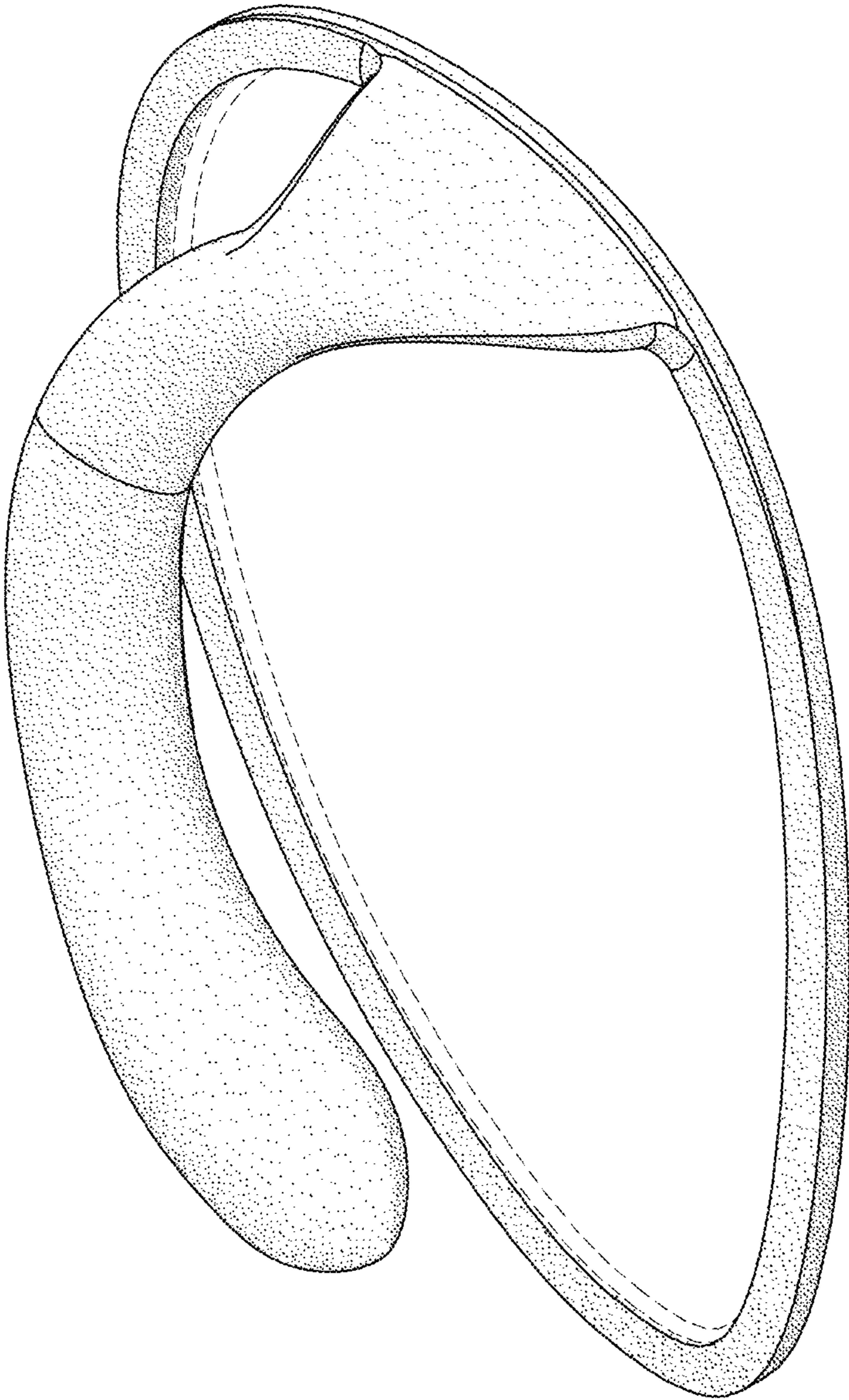


FIG. 1

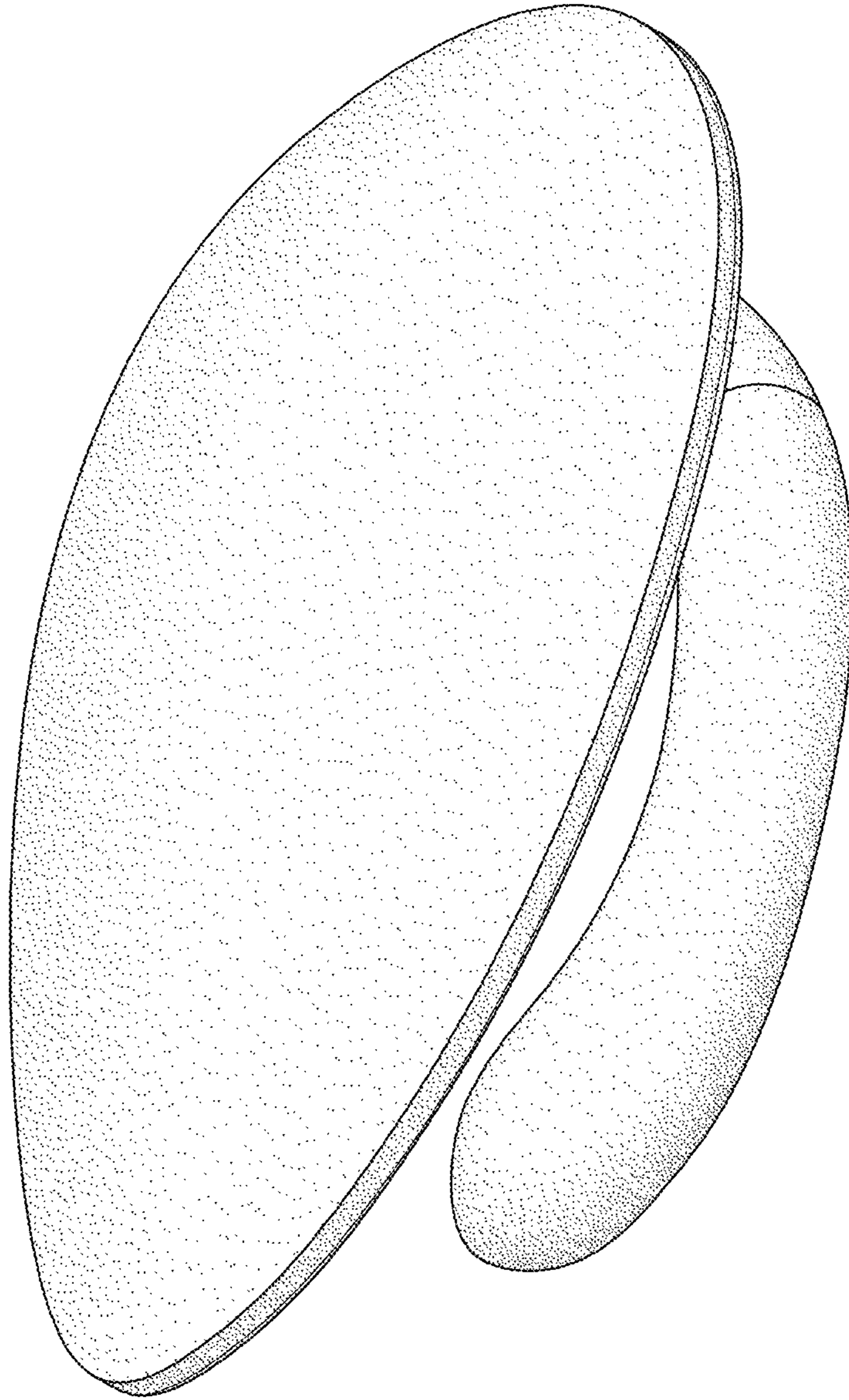


FIG. 2

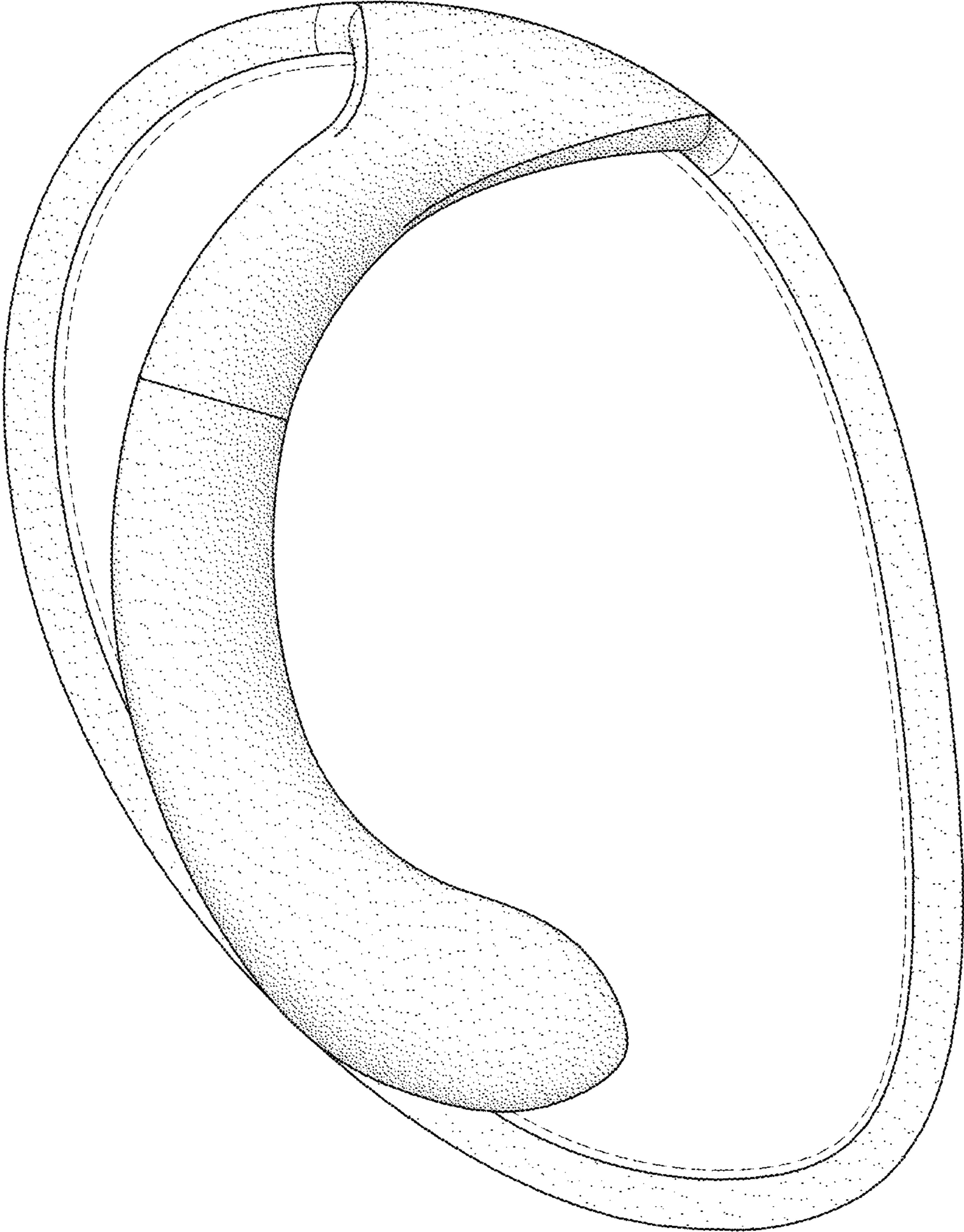


FIG. 3




FIG. 4

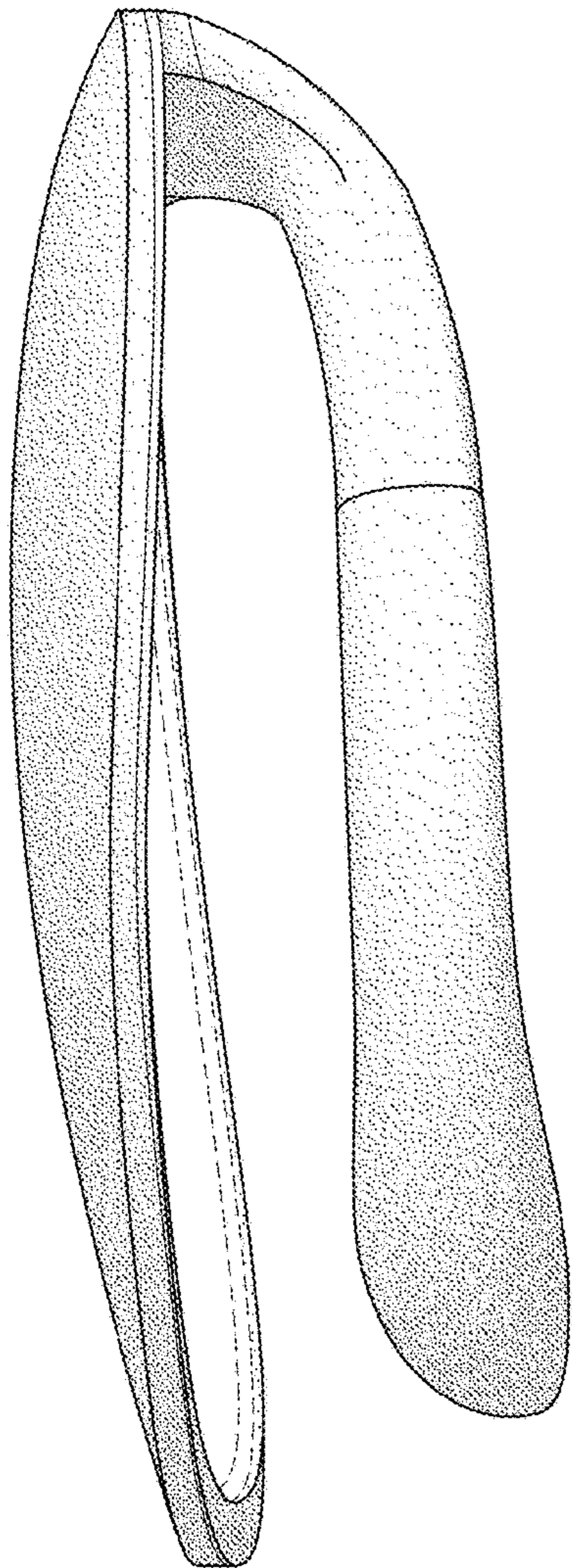


FIG. 5

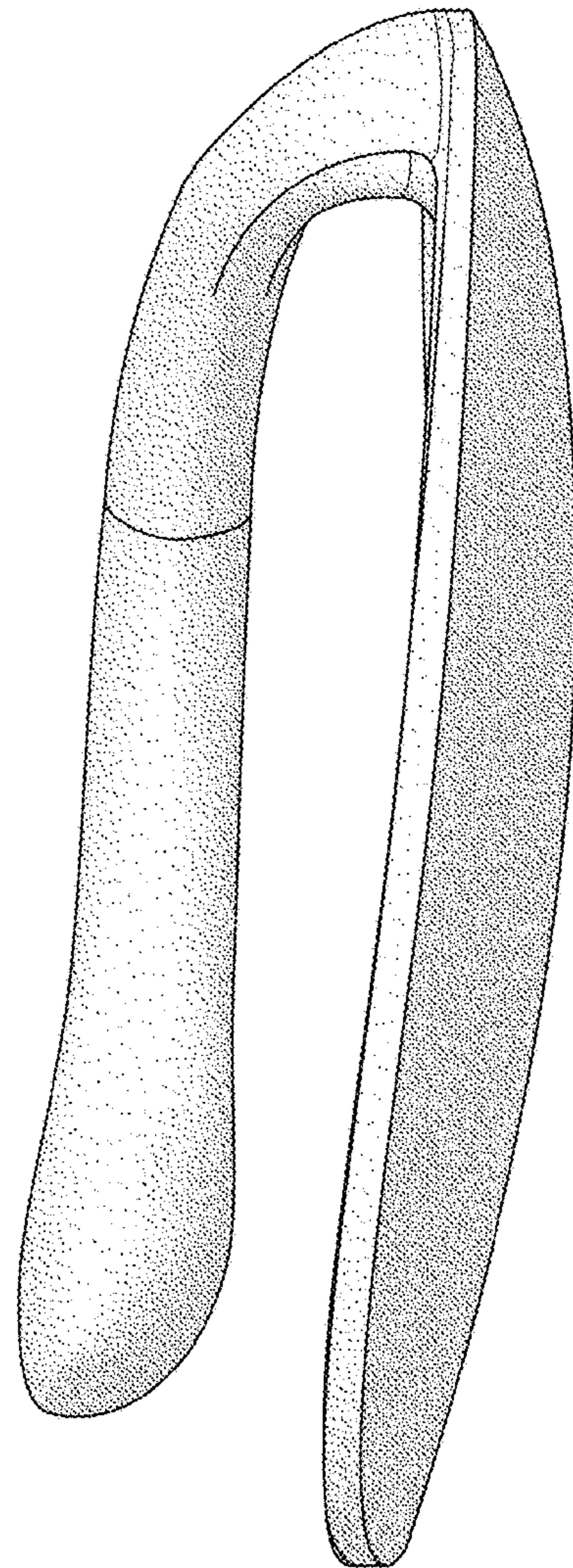


FIG. 6

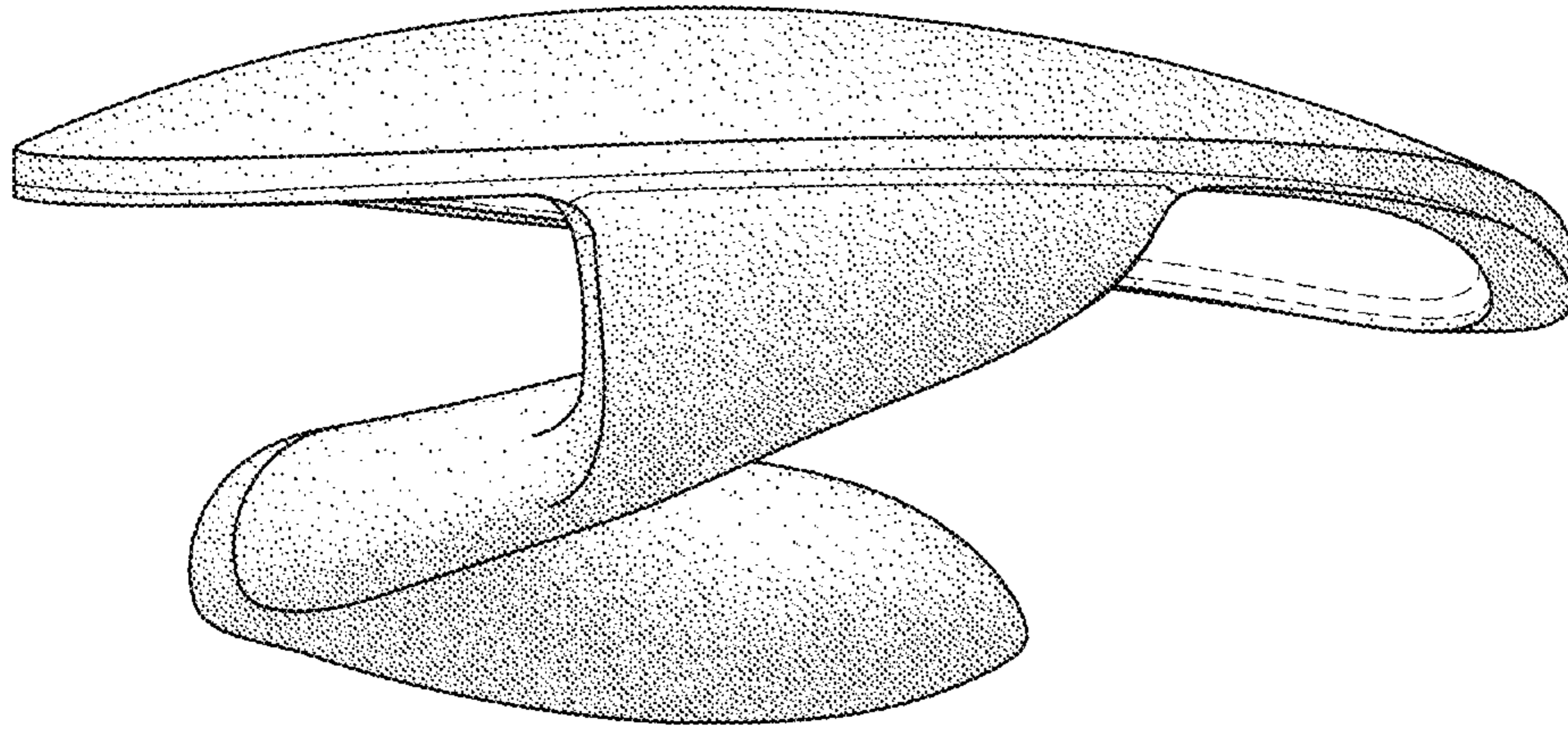


FIG. 7

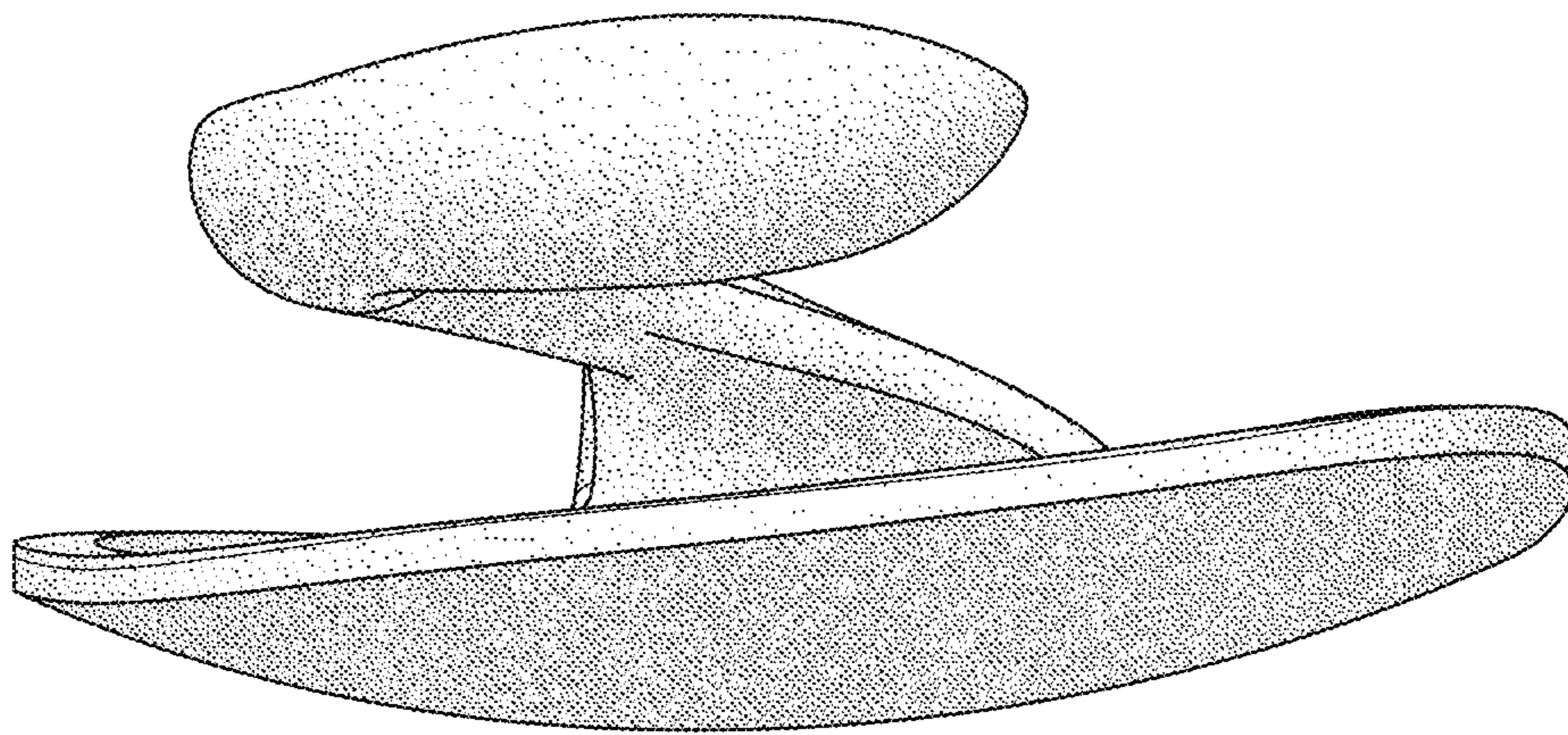


FIG. 8