



US00D857662S

(12) **United States Design Patent** (10) **Patent No.:** **US D857,662 S**
Warsawski et al. (45) **Date of Patent:** **** Aug. 27, 2019**

(54) **MUTING DEVICE**

(71) Applicant: **BNE Design LLC**, New York, NY (US)

(72) Inventors: **Idan M. Warsawski**, New York, NY (US); **Daniel Garnier-Ventura**, Charlottesville, VA (US); **Yoav Cosiol**, Cambridge, MA (US); **Oscar Alberto Jimenez-Bakit**, Cambridge, MA (US)

(73) Assignee: **Dash Nine, LLC**, New York, NY (US)

(**) Term: **15 Years**

(21) Appl. No.: **29/630,750**

(22) Filed: **Dec. 22, 2017**

(51) **LOC (12) Cl.** **14-03**

(52) **U.S. Cl.**
USPC **D14/218**

(58) **Field of Classification Search**
USPC D14/218; D13/168
CPC G09G 5/00; G06F 3/033
See application file for complete search history.

(56) **References Cited**

U.S. PATENT DOCUMENTS

D271,301 S	*	11/1983	Manning	D13/168
D271,302 S	*	11/1983	Manning	D13/168
D334,043 S	*	3/1993	Taniguchi	D14/218
D523,001 S	*	6/2006	Hussaini	D14/218
D524,295 S	*	7/2006	Jacobson	D14/218
D566,051 S	*	4/2008	Govindasamy	D13/168
D569,841 S	*	5/2008	Chung	D14/205
D606,980 S	*	12/2009	Bradford	D14/218
D614,166 S	*	4/2010	Brickstad	D14/205
D614,167 S	*	4/2010	Brickstad	D14/205
D687,416 S	*	8/2013	Lee	D14/218
D716,758 S	*	11/2014	Burgett	D14/205
D717,728 S	*	11/2014	Krauss	D13/103
D718,273 S	*	11/2014	Harata	D14/205
D726,831 S	*	4/2015	Lee	D13/168
D728,528 S	*	5/2015	Akana	D14/218

D743,381 S	*	11/2015	Pi	D14/218
D747,293 S	*	1/2016	Mistry	D13/168
D788,077 S	*	5/2017	Ducret	D14/218
D813,204 S	*	3/2018	Ducret	D14/218
D826,937 S	*	8/2018	Ruegg	D14/388
D830,979 S	*	10/2018	Hung	D13/171
2014/0254848 A1	*	9/2014	Petterson	H04R 1/1041 381/334

FOREIGN PATENT DOCUMENTS

JP D1264518 * 3/2006

OTHER PUBLICATIONS

Amazon.com: On Mute Headset Microphone Muting Adapter, reviews 2018. https://www.amazon.com/Mute-Headset-Microphone-Muting-Adapter/dp/B079VVKY53/ref=cm_cr_arp_d_product_top?ie=UTF8, site visited Mar. 6, 2019.*

* cited by examiner

Primary Examiner — John Windmuller

Assistant Examiner — John R Yeh

(74) *Attorney, Agent, or Firm* — Burns & Levinson, LLP

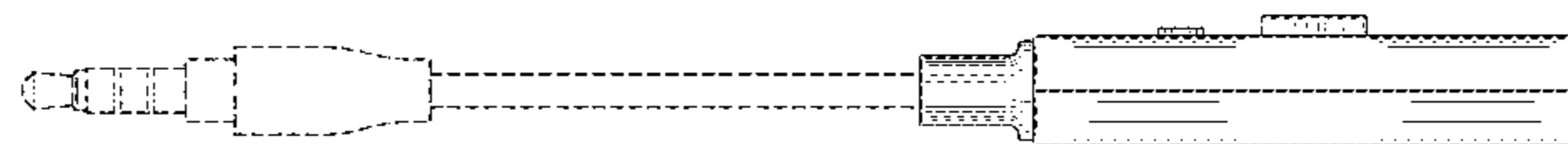
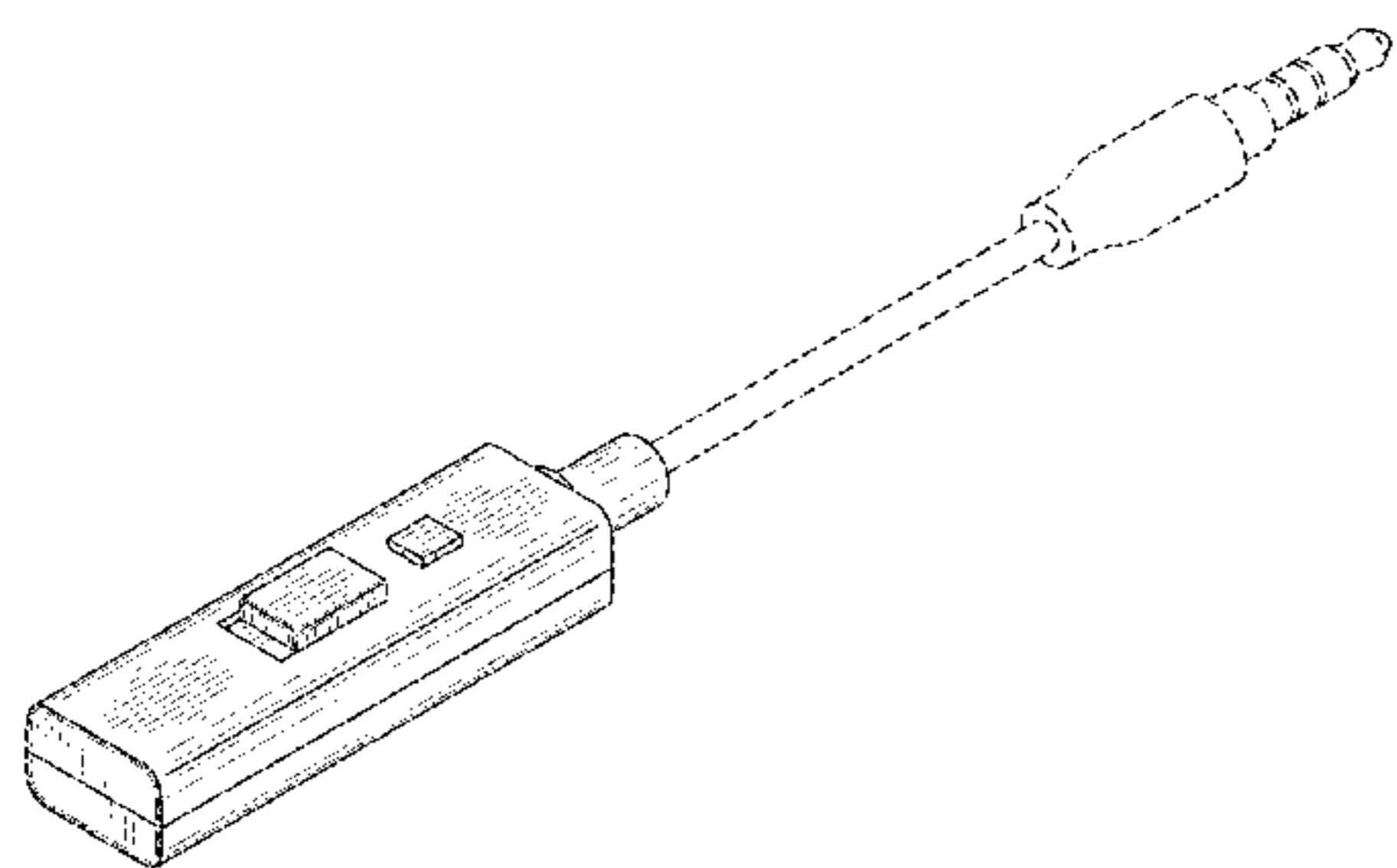
(57) **CLAIM**

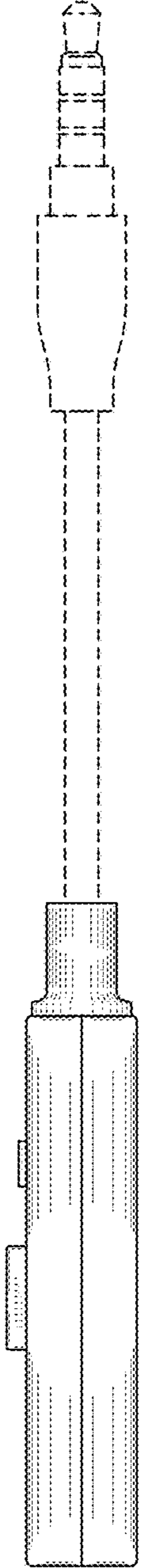
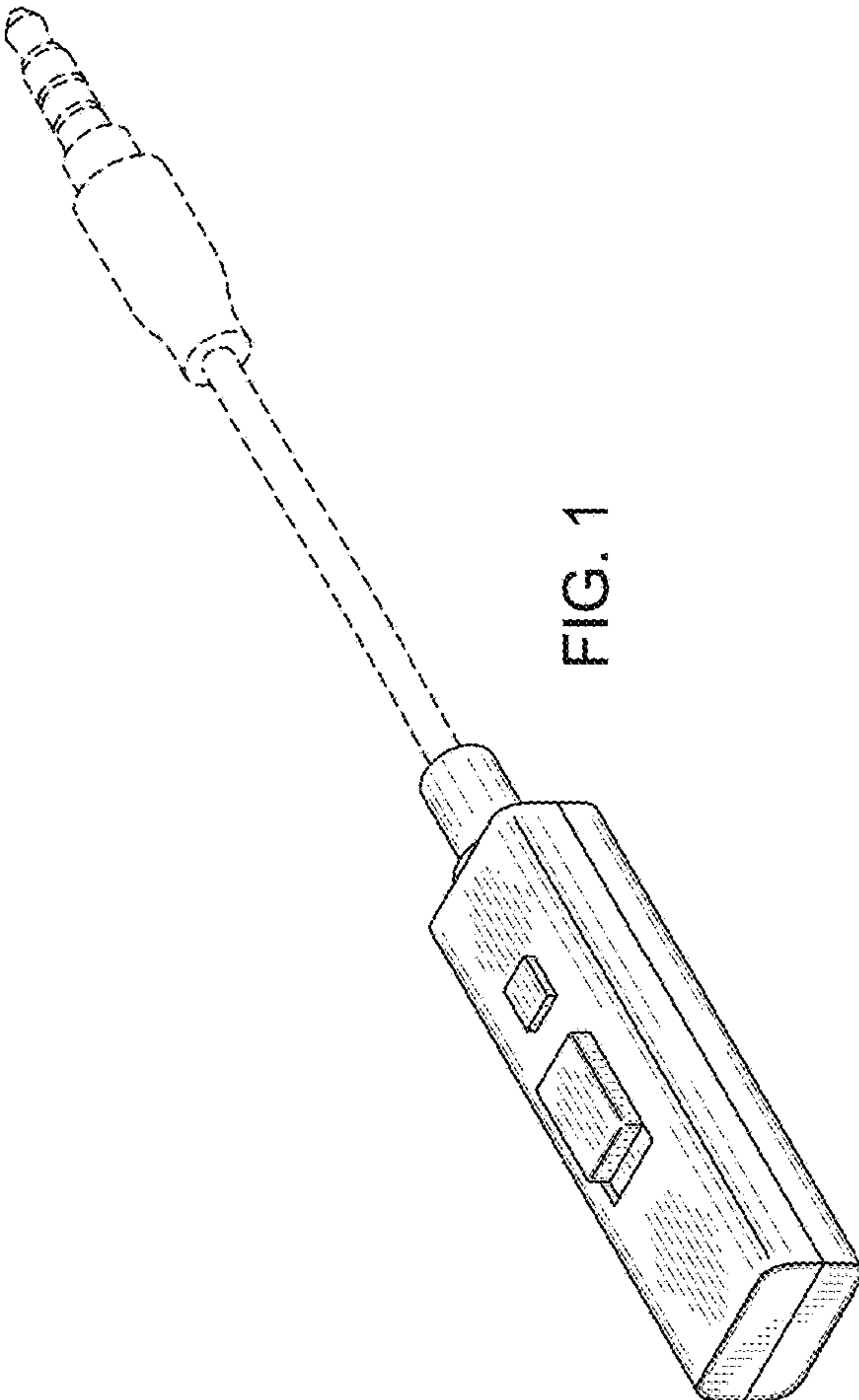
The ornamental design for a muting device, as shown and described.

DESCRIPTION

FIG. 1 is a top/rear/left side perspective view of the muting device of our design;
FIG. 2 is a left side view of the muting device;
FIG. 3 is a right side view of the muting device;
FIG. 4 is a top view of the muting device;
FIG. 5 is a bottom view of the muting device;
FIG. 6 is a rear view of the muting device; and,
FIG. 7 is a front view of the muting device.
The broken lines represent portions of the muting device that form no part of the claimed design.

1 Claim, 2 Drawing Sheets








FIG. 3

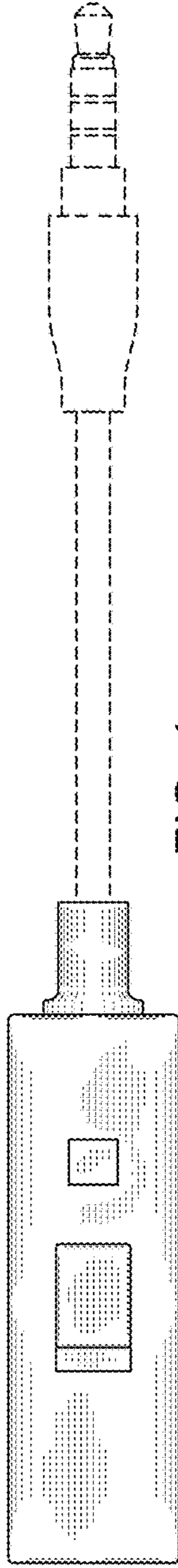


FIG. 4

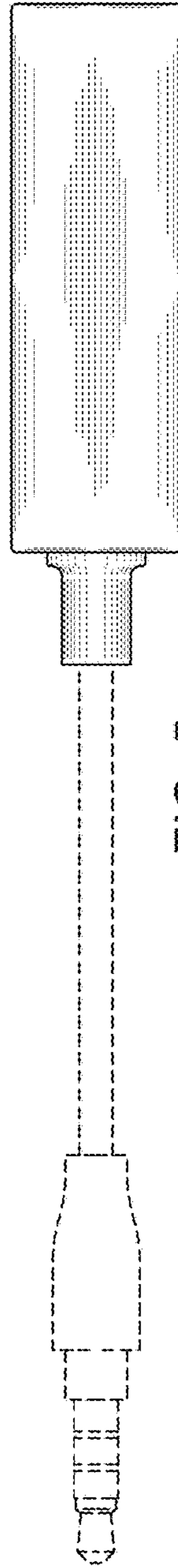


FIG. 5

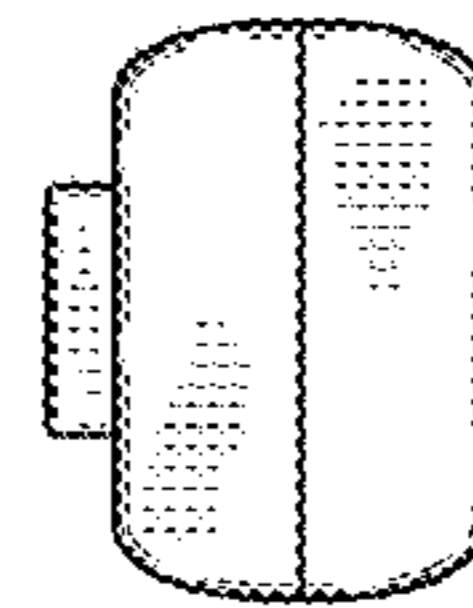


FIG. 6

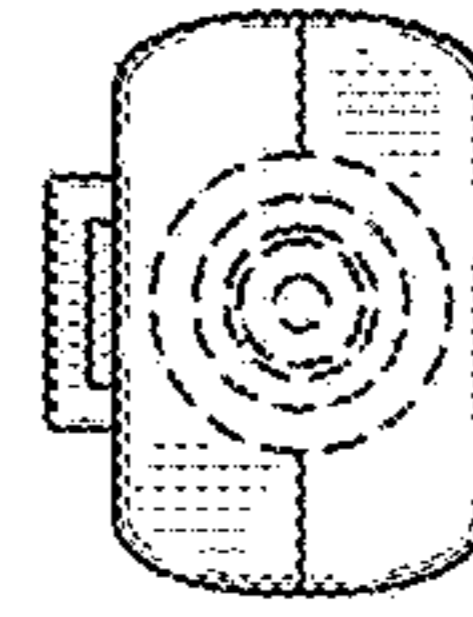


FIG. 7