



US00D857647S

(12) **United States Design Patent** (10) **Patent No.:** **US D857,647 S**
Pietschmann et al. (45) **Date of Patent:** **** Aug. 27, 2019**

(54) **LOUDSPEAKER**
(71) Applicant: **Adam Hall GmbH**, Neu-Anspach (DE)
(72) Inventors: **Alexander Pietschmann**, Neu-Anspach (DE); **Jörg Tragatschnig**, Zell am See (AT)
(73) Assignee: **Adam Hall GMBH**, Neu-anspach (DE)
(**) Term: **15 Years**
(21) Appl. No.: **29/614,715**
(22) Filed: **Aug. 22, 2017**

D596,157 S * 7/2009 Warden D14/211
D640,667 S * 6/2011 Lee D14/211
D776,638 S 1/2017 Pietschmann et al.
2016/0192046 A1 6/2016 Pietschmann
2017/0171649 A1 6/2017 Pietschmann

FOREIGN PATENT DOCUMENTS

DE 102014227053 A1 6/2016
DE 102015224848 A1 6/2017
EM 002637124-0002 2/2015
EM 002637124-0003 2/2015
EM 002637124-0004 2/2015
EM 002637124-0005 2/2015
EM 002637124-0006 2/2015
EM 002637124-0007 2/2015
EM 002637124-0008 2/2015
EM 002637124-0009 2/2015

(Continued)

(30) **Foreign Application Priority Data**
Feb. 28, 2017 (EM) 003772722-0001
(51) **LOC (12) Cl.** **14-01**
(52) **U.S. Cl.**
USPC **D14/204**
(58) **Field of Classification Search**
USPC D14/188, 203.1, 203.3, 204, 210–216,
D14/219, 221, 356, 363, 365–368, 496;
181/143, 144, 148, 153, 157, 198, 199;
369/6–12; 381/300–303, 361–364,
381/386–388
CPC H04R 1/02; H04R 1/021; H04R 1/023;
H04R 5/00; H04R 9/06; H04R 2420/07
See application file for complete search history.

Primary Examiner — Derrick E Holland
Assistant Examiner — Janice Patyk
(74) *Attorney, Agent, or Firm* — Lewis Brisbois Bisgaard & Smith LLP

(57) **CLAIM**

The ornamental design for a loudspeaker, as shown and described.

DESCRIPTION


FIG. 1 is a front perspective view of a loudspeaker, showing our new design;
FIG. 2 is a rear perspective view thereof;
FIG. 3 is a front elevation view thereof;
FIG. 4 is a rear-elevation view thereof;
FIG. 5 is a left side elevation view thereof;
FIG. 6 is a top plan view thereof, shown in enlarged scale; and,
FIG. 7 is a right side elevation view thereof.
The broken lines in the figures illustrate the portions of the design that form no part of the claimed design.

(56) **References Cited**

U.S. PATENT DOCUMENTS

D392,976 S * 3/1998 Fenner D14/211
D492,281 S * 6/2004 Hakoda D14/211
D512,986 S * 12/2005 Lee D14/211
D522,492 S * 6/2006 Carbone D14/211
D525,615 S * 7/2006 Tanaka D14/211
D568,292 S * 5/2008 Tsuge D14/211

1 Claim, 7 Drawing Sheets



(56)

References Cited

FOREIGN PATENT DOCUMENTS

EM	002637124-0010	2/2015
EM	002637124-0011	2/2015
EM	002637124-0012	2/2015
EM	002637214-0001	2/2015
EM	002680827-0005	4/2015
EM	002680827-0006	4/2015
EM	002680827-0007	4/2015
EM	002680827-0008	4/2015
EM	002690927-0001	4/2015
EM	003362128-0001	9/2016
EM	003362128-0002	9/2016
EM	003362128-0003	9/2016
EM	003362128-0004	9/2016
EM	003362128-0005	9/2016
EM	003453398-0001	9/2016
EM	003453398-0002	9/2016
EM	003453398-0003	9/2016
EM	003772722-0001	2/2017
EM	003772722-0002	2/2017
EM	003772722-0003	2/2017

* cited by examiner

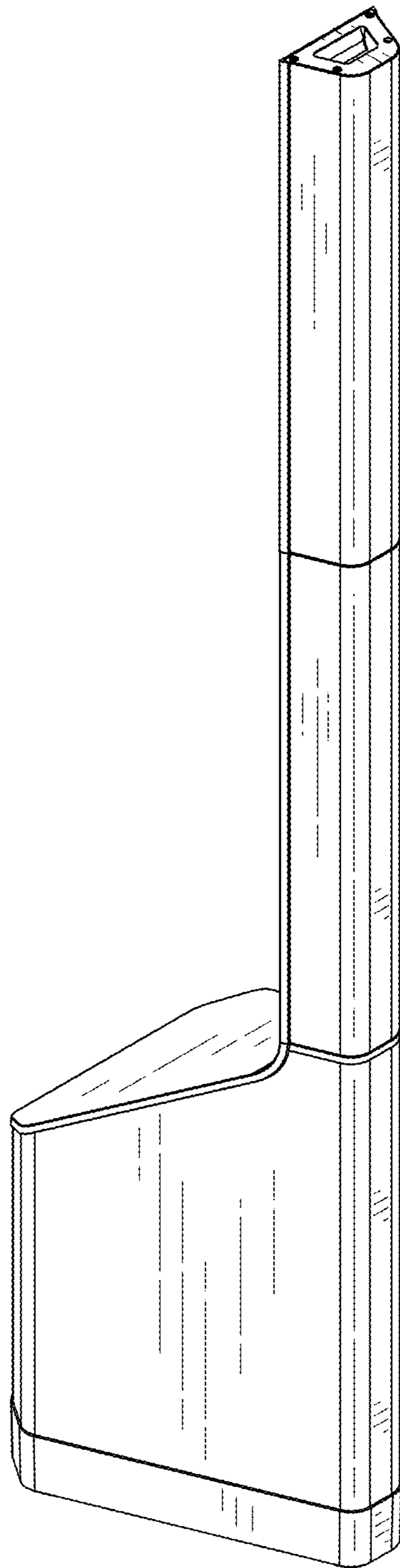


FIG.1

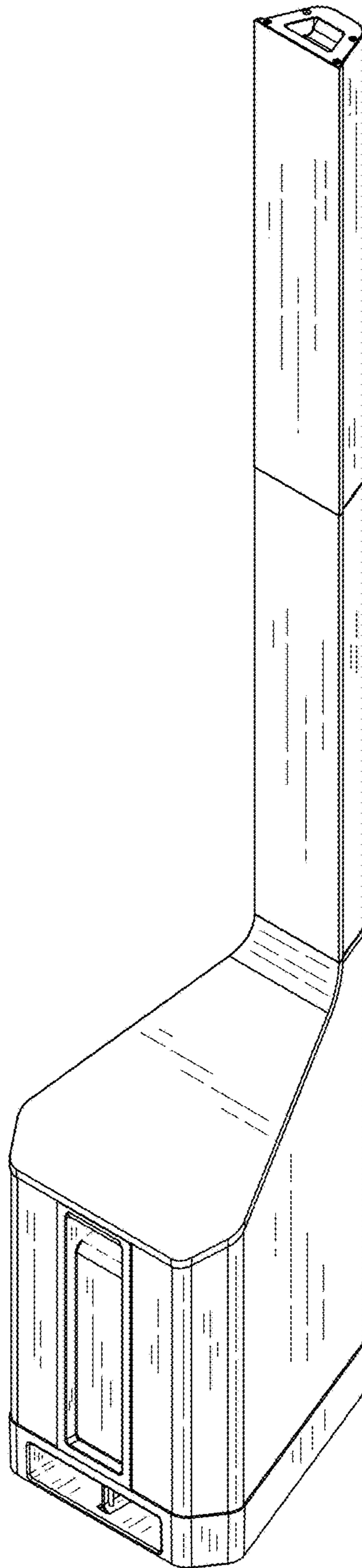


FIG.2

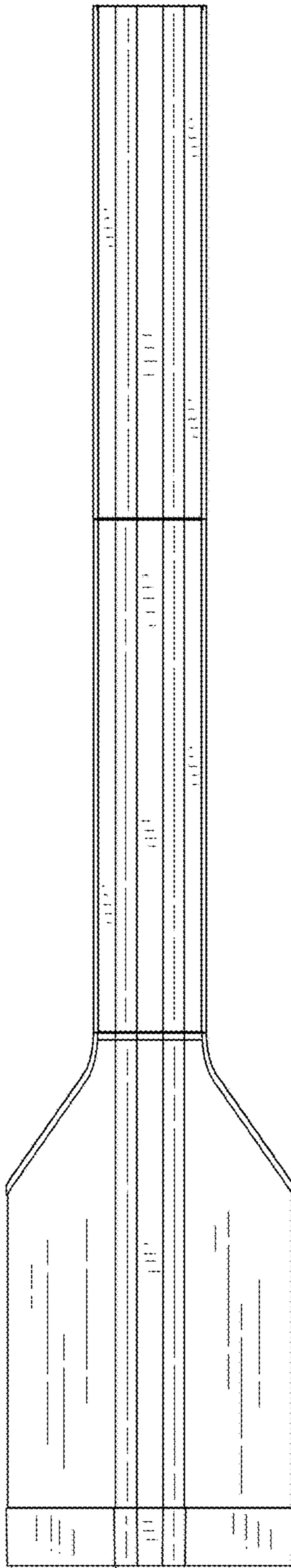


FIG.3

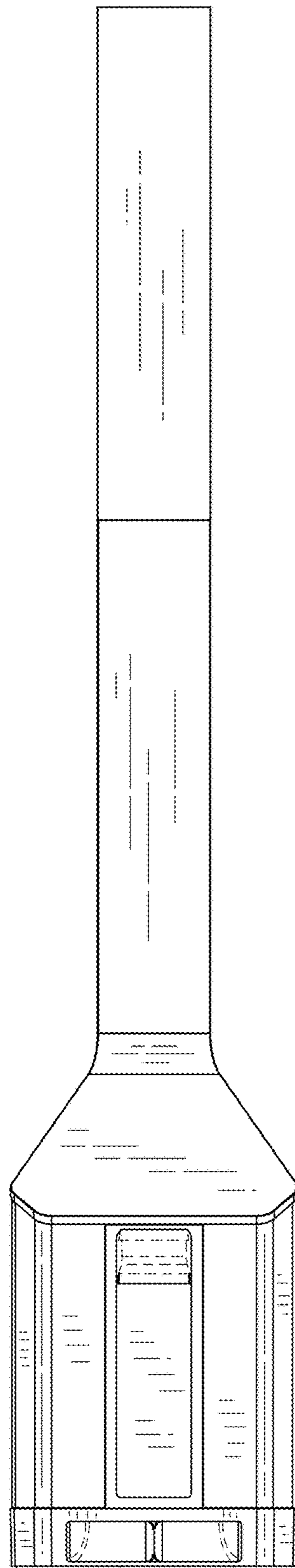


FIG.4




FIG.5

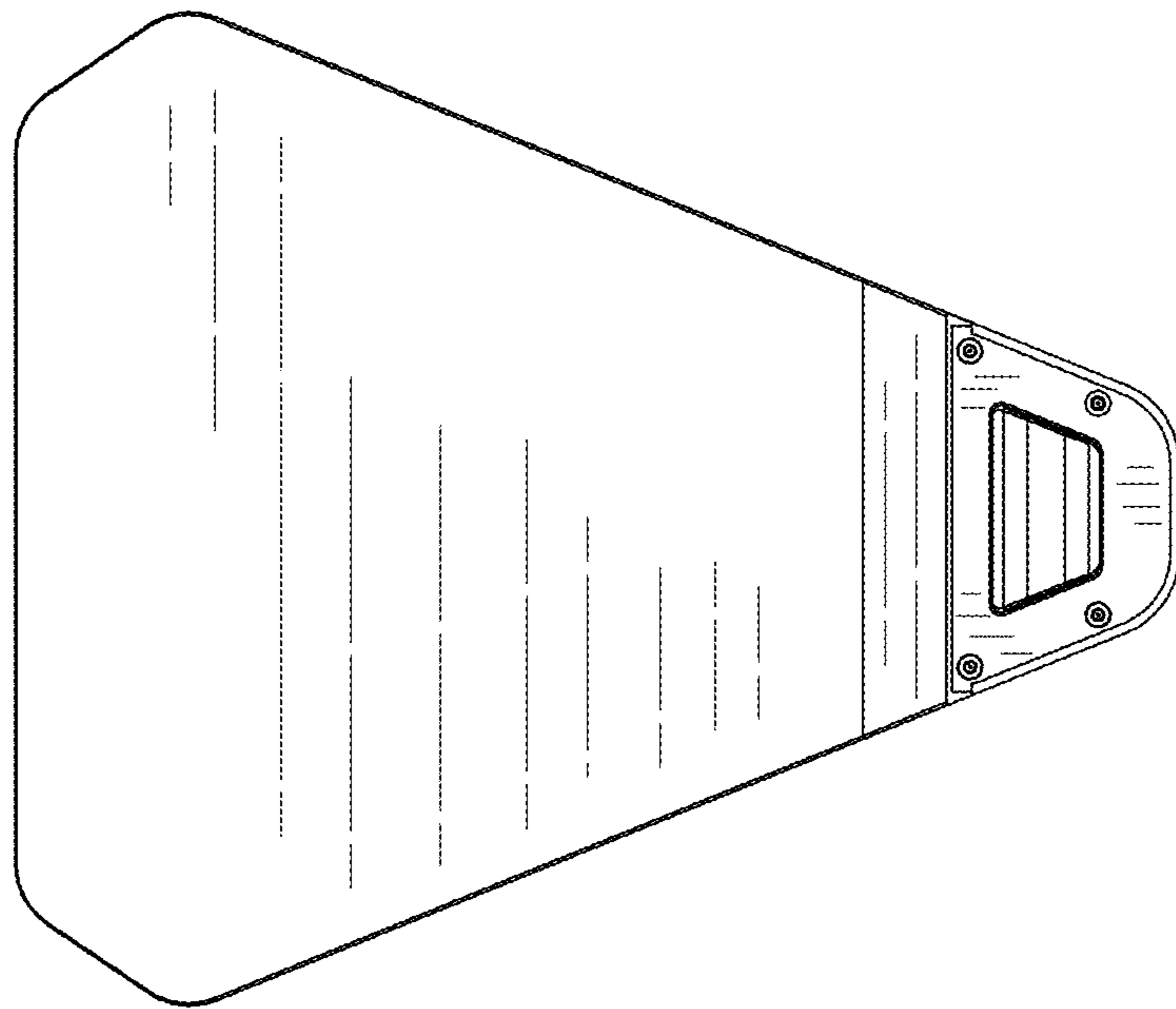


FIG.6




FIG.7