



US00D857621S

(12) **United States Design Patent**  
**Wu**

(10) **Patent No.:** **US D857,621 S**

(45) **Date of Patent:** **\*\* Aug. 27, 2019**

(54) **TIRE TREAD**

(71) Applicant: **COOPER TIRE & RUBBER COMPANY**, Findlay, OH (US)

(72) Inventor: **Calvin M. Wu**, Philomath, OR (US)

(73) Assignee: **COOPER TIRE & RUBBER COMPANY**, Findlay, OH (US)

(\*\*) Term: **15 Years**

(21) Appl. No.: **29/640,176**

(22) Filed: **Mar. 12, 2018**

(51) **LOC (12) Cl.** ..... **12-15**

(52) **U.S. Cl.**  
USPC ..... **D12/603**

(58) **Field of Classification Search**  
USPC ..... D12/579, 596, 597, 602, 603  
CPC .. B60C 11/0306; B60C 11/0309; B60C 11/04  
See application file for complete search history.

(56) **References Cited**

**U.S. PATENT DOCUMENTS**

|              |         |               |       |         |
|--------------|---------|---------------|-------|---------|
| D260,142 S * | 8/1981  | Takigawa      | ..... | D12/602 |
| D313,213 S * | 12/1990 | Hamada        | ..... | D12/603 |
| D339,777 S * | 9/1993  | Tsuda         | ..... | D12/603 |
| D340,892 S * | 11/1993 | Loeffler      | ..... | D12/561 |
| D346,775 S * | 5/1994  | Loser         | ..... | D12/597 |
| D380,995 S   | 7/1997  | Grosskopf     |       |         |
| D384,612 S * | 10/1997 | Young         | ..... | D12/597 |
| D405,740 S   | 2/1999  | Heinen et al. |       |         |
| D416,218 S * | 11/1999 | Lassan        | ..... | D12/602 |
| D432,059 S * | 10/2000 | Feider        | ..... | D12/603 |
| D450,018 S   | 11/2001 | Harris et al. |       |         |
| D534,484 S   | 1/2007  | Feider et al. |       |         |
| D553,559 S   | 10/2007 | Irie et al.   |       |         |
| D559,773 S * | 1/2008  | Campana       | ..... | D12/579 |
| D585,816 S   | 2/2009  | Campana       |       |         |
| D604,229 S   | 11/2009 | Le et al.     |       |         |
| D610,077 S   | 2/2010  | Tobino        |       |         |

|              |         |                     |       |         |
|--------------|---------|---------------------|-------|---------|
| D610,529 S   | 2/2010  | Tobino et al.       |       |         |
| D614,121 S * | 4/2010  | Janesh              | ..... | D12/597 |
| D615,922 S   | 5/2010  | Takano              |       |         |
| D625,249 S   | 10/2010 | Christenbury et al. |       |         |
| 7,878,228 B2 | 2/2011  | Ito                 |       |         |
| D640,627 S   | 6/2011  | Durand              |       |         |
| D646,624 S   | 10/2011 | Yamaguchi           |       |         |
| D653,198 S   | 1/2012  | Buchinger-Barnstorf |       |         |
| D657,302 S   | 4/2012  | Durand              |       |         |
| D675,560 S   | 2/2013  | Kato                |       |         |

(Continued)

*Primary Examiner* — Robert M. Spear

(74) *Attorney, Agent, or Firm* — Fay Sharpe LLP

(57) **CLAIM**

The ornamental design for a tire tread, as shown and described.

**DESCRIPTION**

FIG. 1 is a perspective view of a tire including the tire tread of the present application taken generally from the front and a first side of the tire;

FIG. 2 is a front view of the tire, and any top, bottom, or rear view thereof would be the same as the front view;

FIG. 3 is a side view of the first side of the tire, the second side being the same as the first side view;

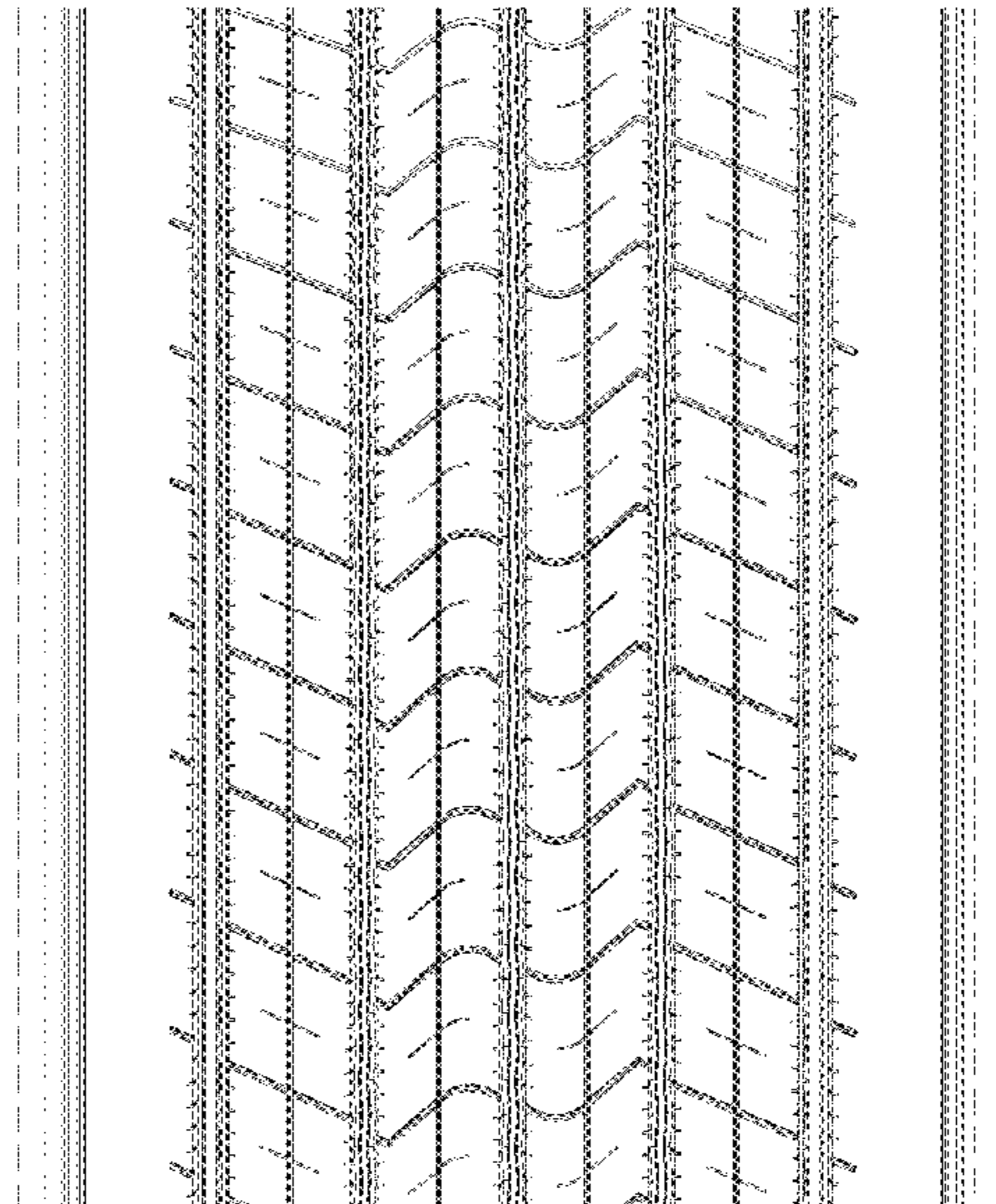
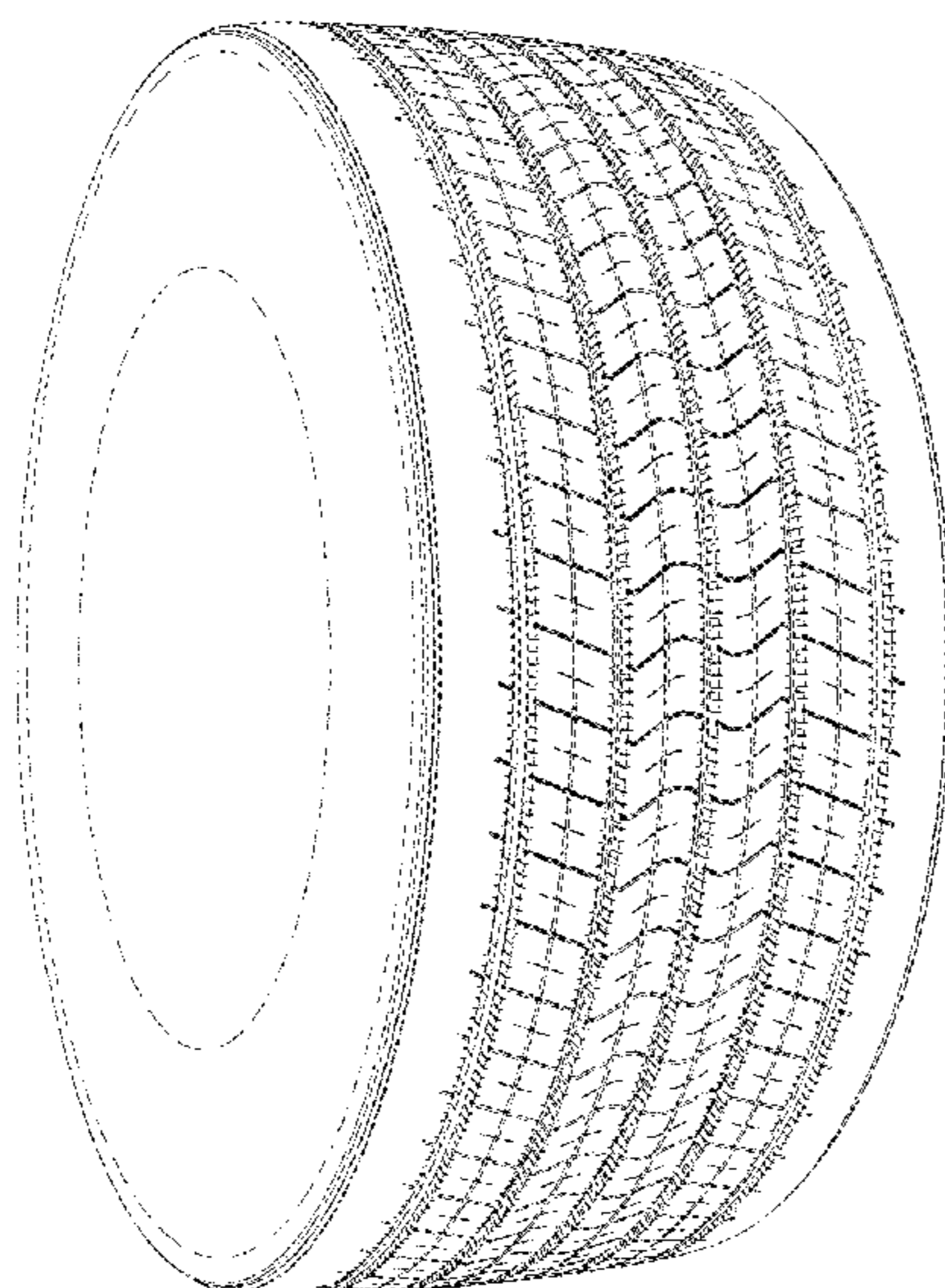
FIG. 4 is an enlarged, partial perspective view thereof taken generally from the front and first side of the tire;

FIG. 5 is an enlarged, partial front view thereof; and,

FIG. 6 is an enlarged, partial side view of the first side thereof.

The broken lines and the region between the broken lines defining the inner beads and the first and second sidewalls depict subject matter that forms no part of the claimed tire tread design, and are included for the purpose of illustrating the full tire. Likewise, the tire interior forms no part of the claim. The tread pattern is understood to repeat throughout the circumference of the tire.

**1 Claim, 6 Drawing Sheets**



(56)

**References Cited**

U.S. PATENT DOCUMENTS

|              |      |         |                 |              |
|--------------|------|---------|-----------------|--------------|
| D676,804     | S    | 2/2013  | Ogawa           |              |
| D718,227     | S    | 11/2014 | Honda           |              |
| D730,273     | S    | 5/2015  | Schimmoeller    |              |
| D732,465     | S    | 6/2015  | Yamada          |              |
| D735,122     | S    | 7/2015  | Grote et al.    |              |
| D739,814     | S    | 9/2015  | Moore et al.    |              |
| D741,791     | S    | 10/2015 | Severyn         |              |
| D743,327     | S    | 11/2015 | Schimmoeller    |              |
| D762,559     | S    | 8/2016  | Kristen         |              |
| D764,393     | S *  | 8/2016  | Madar .....     | D12/588      |
| D764,397     | S    | 8/2016  | Dixon et al.    |              |
| D779,422     | S    | 2/2017  | Bortolet et al. |              |
| D780,683     | S *  | 3/2017  | Hongling .....  | D12/602      |
| D782,964     | S    | 4/2017  | Fursthos et al. |              |
| D787,437     | S *  | 5/2017  | Yamatani .....  | D12/603      |
| 10,086,656   | B2 * | 10/2018 | Kagimoto .....  | B60C 11/0306 |
| D834,510     | S *  | 11/2018 | Ookawa .....    | D12/602      |
| 2007/0151646 | A1   | 7/2007  | Ito             |              |

\* cited by examiner



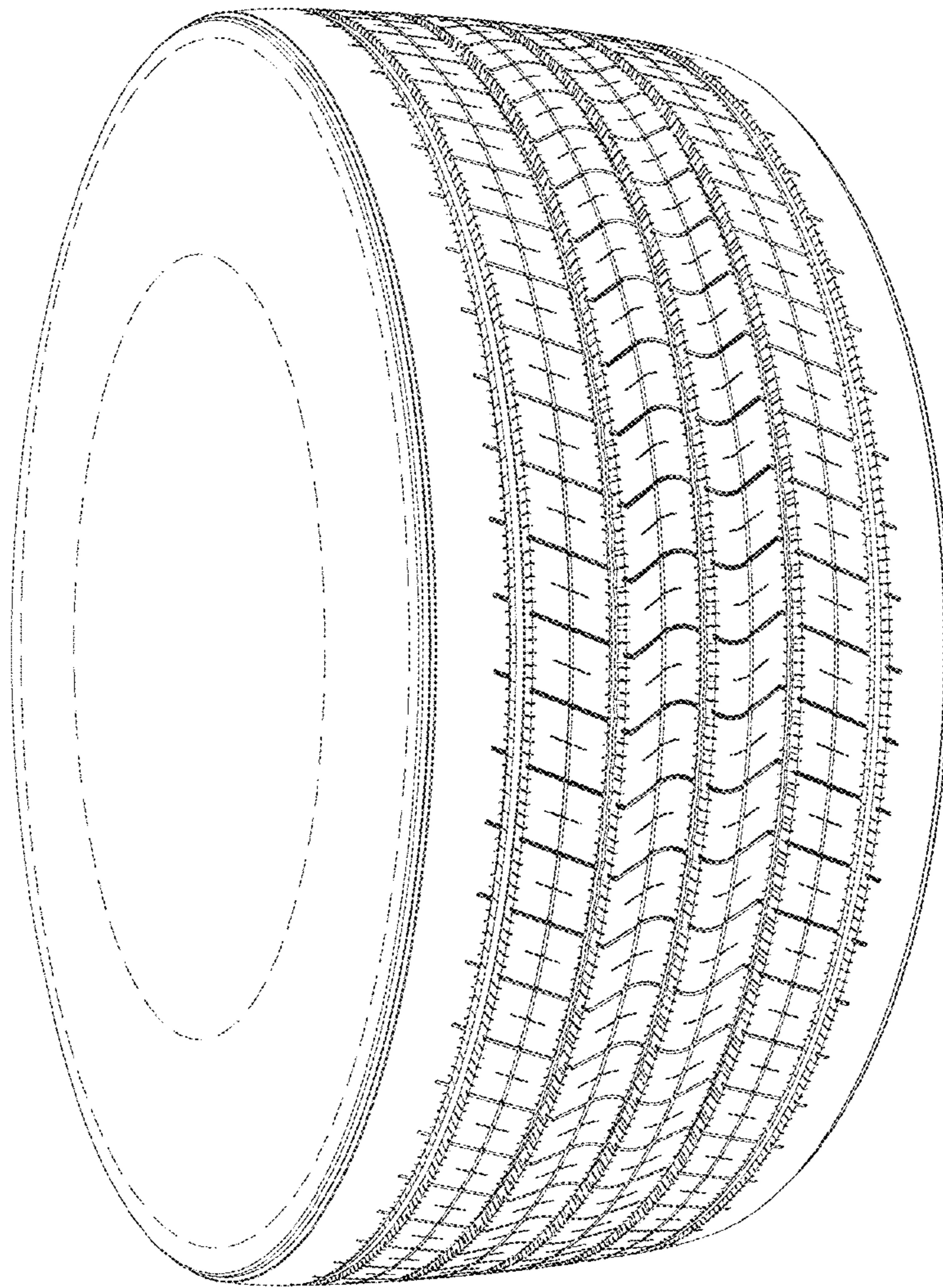


FIG. 1

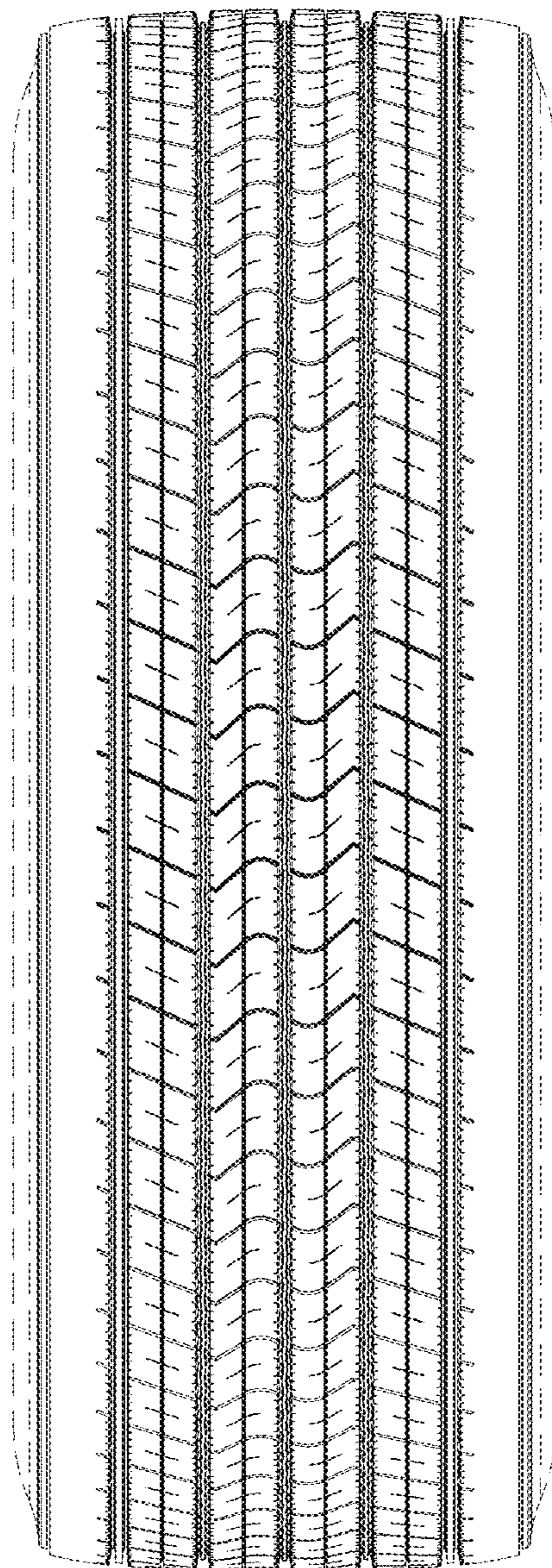


FIG. 2

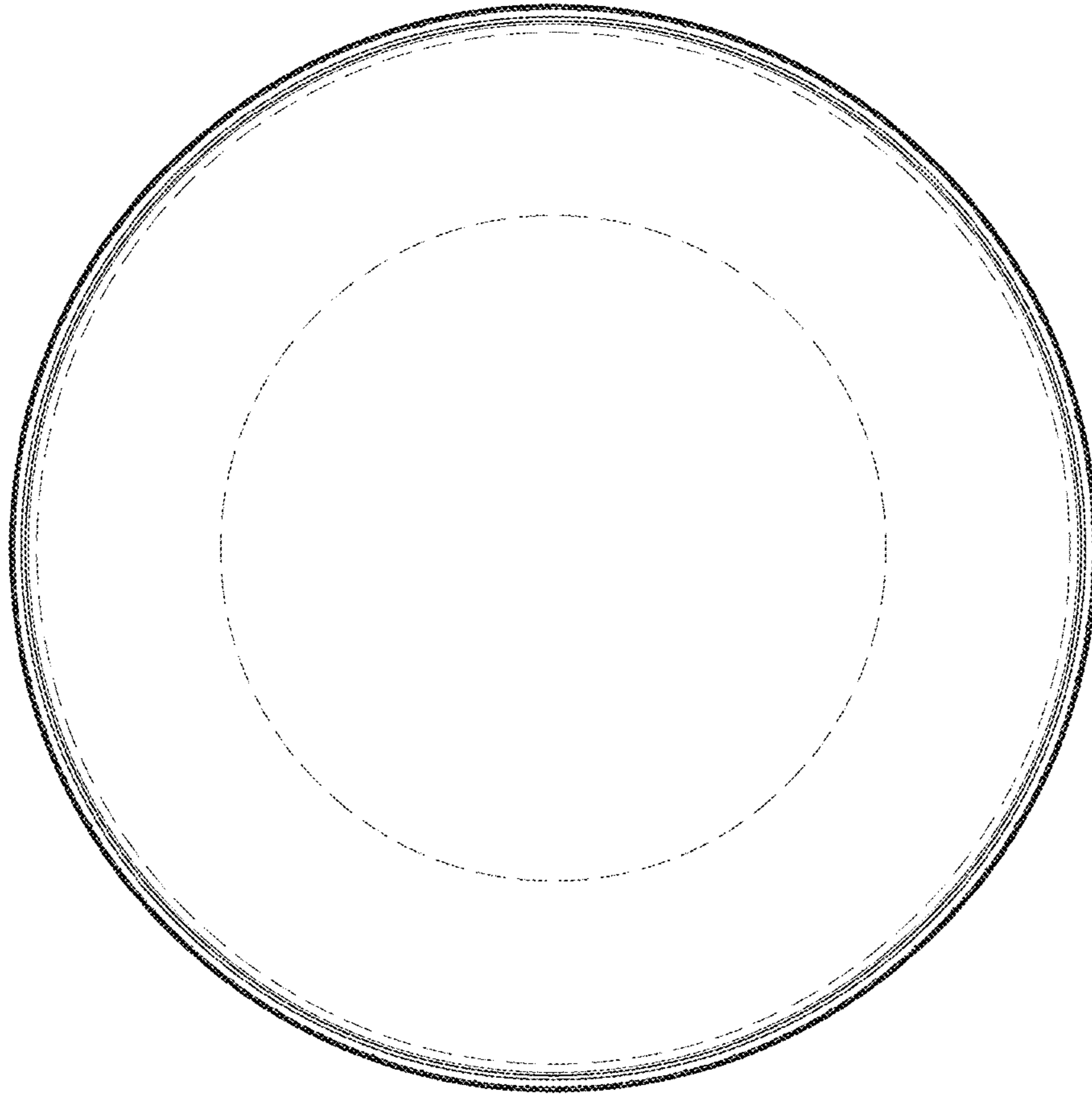


FIG. 3



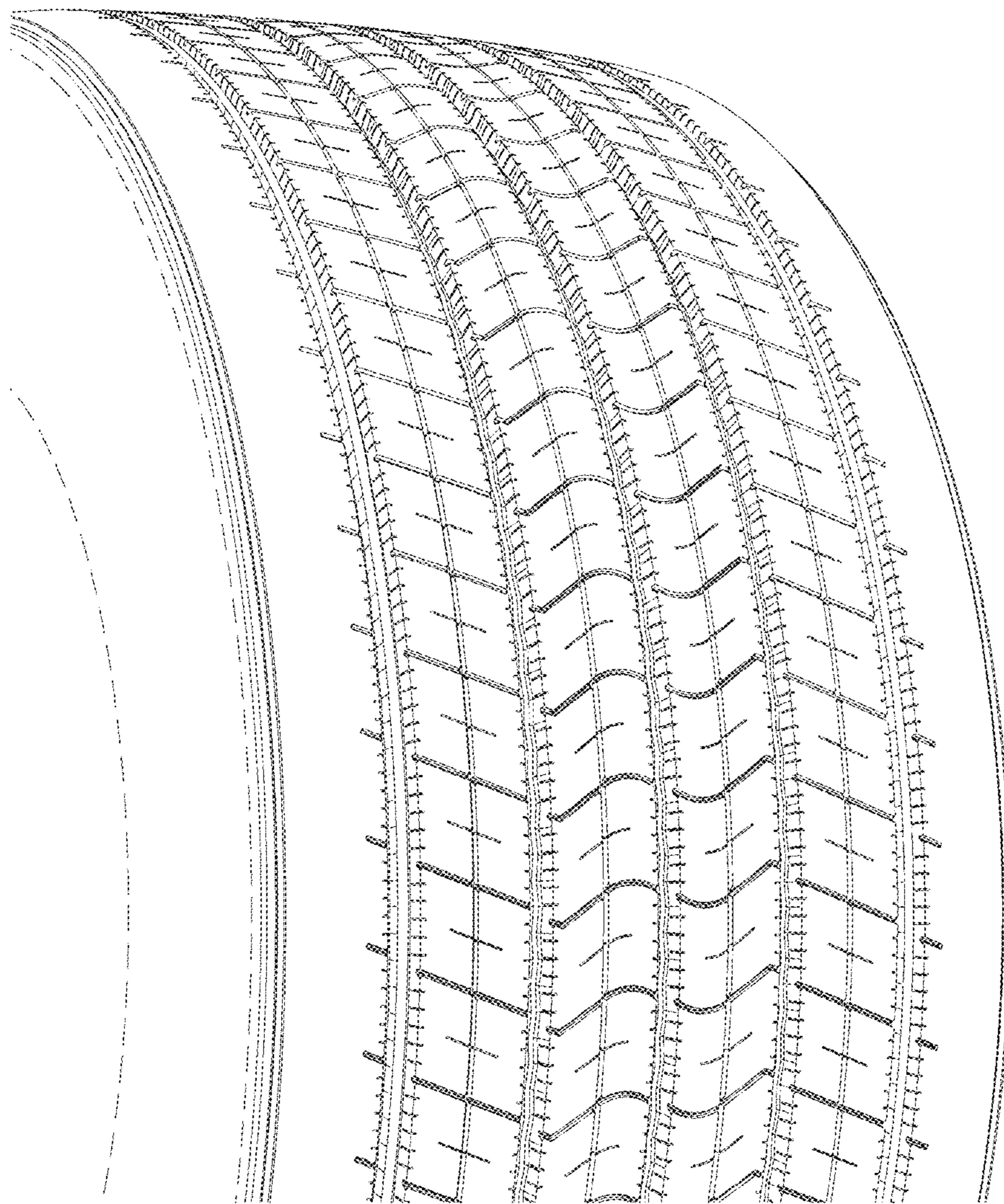


FIG. 4

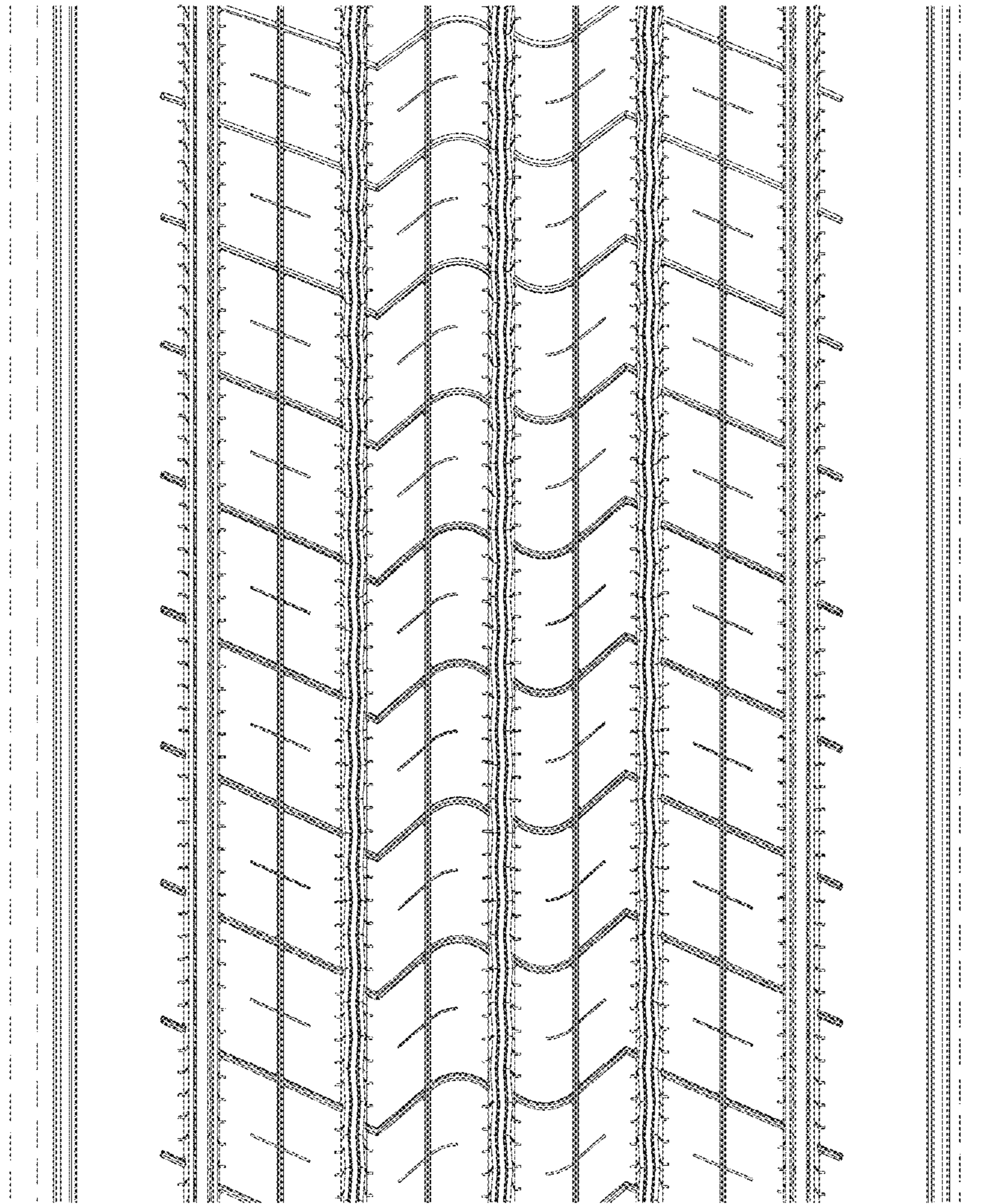


FIG. 5






FIG. 6