



US00D857607S

(12) **United States Design Patent** (10) **Patent No.:** **US D857,607 S**
Ivans et al. (45) **Date of Patent:** **** *Aug. 27, 2019**

(54) **AIRCRAFT**
(71) Applicant: **Bell Helicopter Textron Inc.**, Fort Worth, TX (US)
(72) Inventors: **Steven Ivans**, Ponder, TX (US); **Brent Ross**, Flower Mound, TX (US); **Nathan Wu**, Irving, TX (US); **Berlin Benfield**, Grapevine, TX (US); **Kendall Goodman**, Southlake, TX (US)

D203,523 S 1/1966 Girard
D311,719 S 10/1990 Haga
D317,287 S 6/1991 Haga
D317,897 S * 7/1991 Antonov D12/319
5,031,858 A 7/1991 Schellhase
5,054,716 A 10/1991 Wilson
D388,392 S 12/1997 McGinnis
D394,422 S 5/1998 Magee
(Continued)

(73) Assignee: **Bell Helicopter Textron Inc.**, Fort Worth, TX (US)

Bill Carey, "Bell Unveils 'Vigilant' Unmanned Tiltrotor for U.S. Marine Corps;" Sep. 22, 2016.
(Continued)

(*) Notice: This patent is subject to a terminal disclaimer.

Primary Examiner — Marissa J Cash
(74) *Attorney, Agent, or Firm* — Timmer Law Group, PLLC

(**) Term: **15 Years**

(21) Appl. No.: **29/628,792**

(57) **CLAIM**

(22) Filed: **Dec. 7, 2017**

The ornamental design for an aircraft, as shown and described.

Related U.S. Application Data

DESCRIPTION

(63) Continuation of application No. 29/577,578, filed on Sep. 14, 2016, now Pat. No. Des. 808,328.

(51) **LOC (12) Cl.** **27-06**

(52) **U.S. Cl.**
USPC **D12/326**

(58) **Field of Classification Search**
USPC D12/16.1, 319–345; D21/436, 441, 442, D21/443, 444, 447–454, 437
CPC B64C 2201/141; B64C 39/024; B64C 2201/127
See application file for complete search history.

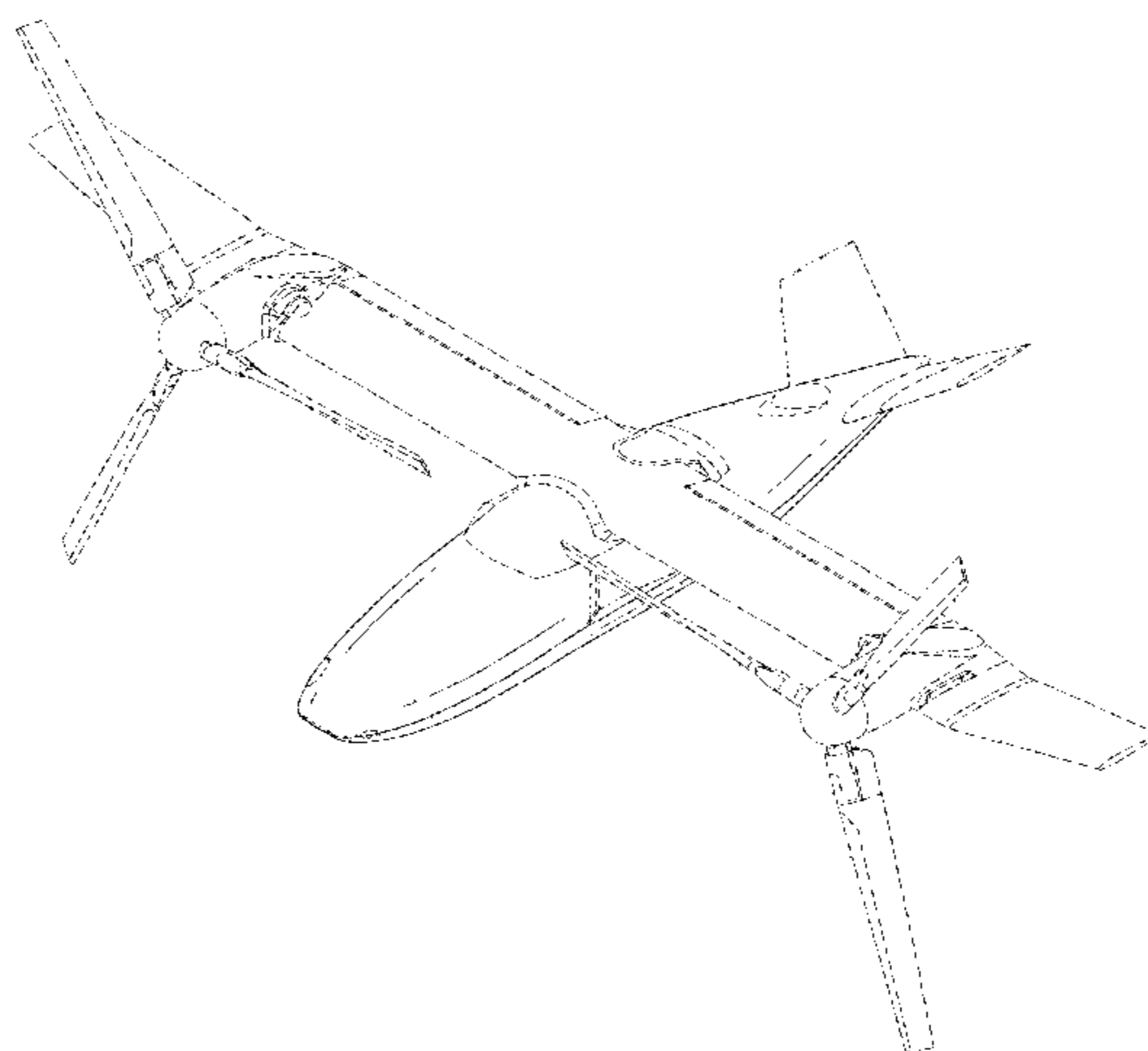
FIG. 1 is a top, right front perspective view of an aircraft with the rotor nacelles facing forward;
FIG. 2 is a front elevational view of FIG. 1;
FIG. 3 is a right side elevational view of FIG. 1;
FIG. 4 is a left side elevational view of FIG. 1;
FIG. 5 is a top plan view of FIG. 1;
FIG. 6 is a bottom plan view of FIG. 1;
FIG. 7 is a top, right front perspective view of the aircraft with the rotor nacelles facing upward;
FIG. 8 is a front elevational view of FIG. 7;
FIG. 9 is a right side elevational view of FIG. 7;
FIG. 10 is a left side elevational view of FIG. 7;
FIG. 11 is a top plan view of FIG. 7; and,
FIG. 12 is a bottom plan view of FIG. 7.
The broken lines in the drawings illustrate portions of the aircraft that form no part of the claimed design.

(56) **References Cited**

U.S. PATENT DOCUMENTS

D128,173 S * 7/1941 Oliver D12/335
D140,130 S * 1/1945 Watter 244/121
D195,794 S 7/1963 Dancik

1 Claim, 10 Drawing Sheets



(56)

References Cited

U.S. PATENT DOCUMENTS

D399,816 S 10/1998 Peacock
 D456,337 S * 4/2002 Sankrithi D12/335
 D597,148 S * 7/2009 Lin D21/448
 7,604,202 B2 10/2009 Froman
 D624,001 S 9/2010 Saint-Jalmes
 D628,528 S 12/2010 Cabezas Carrasco
 D635,083 S * 3/2011 DeLaurier D12/319
 D691,547 S 10/2013 Hall
 8,626,363 B2 1/2014 Kisor
 D706,678 S 6/2014 Earon
 D708,563 S 7/2014 Colten
 D713,774 S 9/2014 Tritschler
 D725,548 S 3/2015 Herald
 D725,576 S 3/2015 Vickers
 D725,577 S 3/2015 Vickers
 9,051,046 B2 6/2015 Ivans
 D739,335 S 9/2015 Robertson
 D739,807 S 9/2015 Strand
 D743,868 S 11/2015 Cummings
 D755,702 S 5/2016 Hall
 9,376,206 B2 6/2016 Ross
 D763,733 S * 8/2016 Gattelli D12/16.1
 9,650,128 B2 5/2017 Fenny
 9,657,816 B2 5/2017 Burnett
 9,663,225 B1 5/2017 Kooiman
 D797,641 S 9/2017 Cummings
 D799,402 S * 10/2017 Cummings D12/327
 D807,273 S 1/2018 Koppenwallner
 D808,328 S * 1/2018 Ivans D12/328
 D809,970 S * 2/2018 Zhou D12/16.1
 D810,621 S 2/2018 Sadek
 D813,143 S * 3/2018 Belik D12/326
 D824,320 S 7/2018 Ivans
 D824,321 S 7/2018 Ivans
 2010/0209242 A1 8/2010 Popelka
 2012/0043413 A1 * 2/2012 Smith B64C 29/0033
 244/12.4

2012/0199699 A1 8/2012 Isaac
 2012/0292456 A1 11/2012 Hollimon
 2013/0153708 A1 6/2013 Brunken
 2014/0084080 A1 3/2014 Robertson
 2014/0263855 A1 9/2014 Ross
 2014/0322010 A1 10/2014 Rauber
 2015/0048213 A1 2/2015 Ross
 2016/0023752 A1 1/2016 Foskey
 2016/0122039 A1 5/2016 Ehinger
 2016/0152329 A1 6/2016 Tzeng
 2016/0207611 A1 7/2016 Fenny
 2016/0229531 A1 8/2016 Robertson
 2016/0333797 A1 11/2016 Laramee
 2016/0340038 A1 11/2016 Chavez
 2016/0347479 A1 12/2016 O'Neil
 2017/0036753 A1 2/2017 Shue
 2017/0121029 A1 5/2017 Blyth
 2017/0137122 A1 5/2017 Kooiman
 2017/0190443 A1 * 7/2017 Fisher B64F 1/005
 2017/0291719 A1 * 10/2017 Lavine B64D 47/08
 2017/0355460 A1 * 12/2017 Shannon B64C 39/024
 2018/0079484 A1 * 3/2018 Ross B64C 3/38
 2018/0079503 A1 * 3/2018 Ivans B64C 29/0033

OTHER PUBLICATIONS

Richard Whittle, "Month After Use, Bell Unveils V-247 Vigilant Tiltrotor Drone;" Sep. 22, 2016.
 Notice of Allowance, dated Jun. 21, 2017, by the USPTO, re Design U.S. Appl. No. 29/577,578.
 Notice of Allowance, dated Sep. 20, 2017, by the USPTO, re Design U.S. Appl. No. 29/577,578.
 Notice of Allowance, dated Jun. 8, 2018, by the USPTO, re Design U.S. Appl. No. 29/628,801.
 Notice of Allowance, dated Jun. 8, 2018, by the USPTO, re Design U.S. Appl. No. 29/628,827.

* cited by examiner

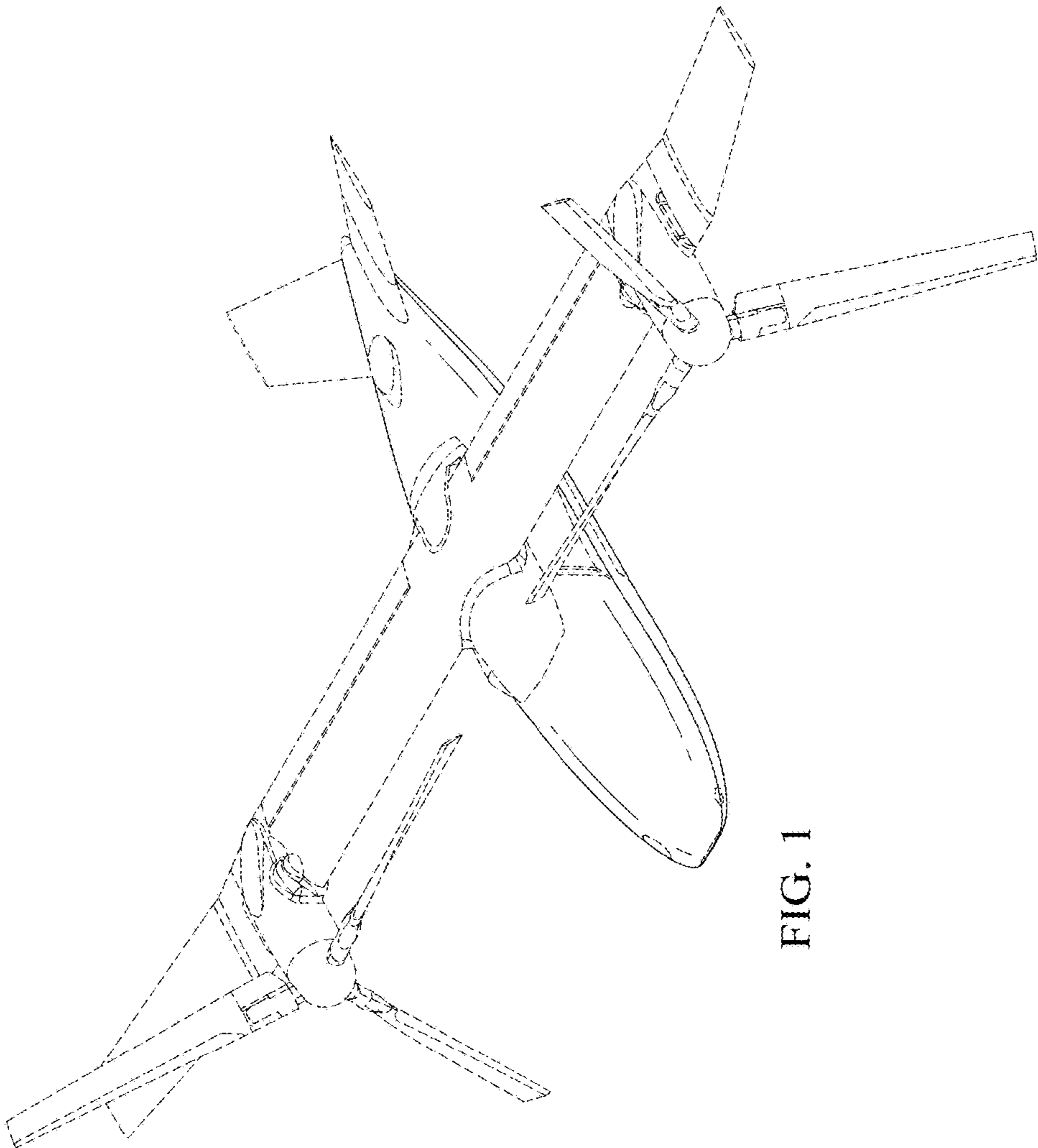


FIG. 1

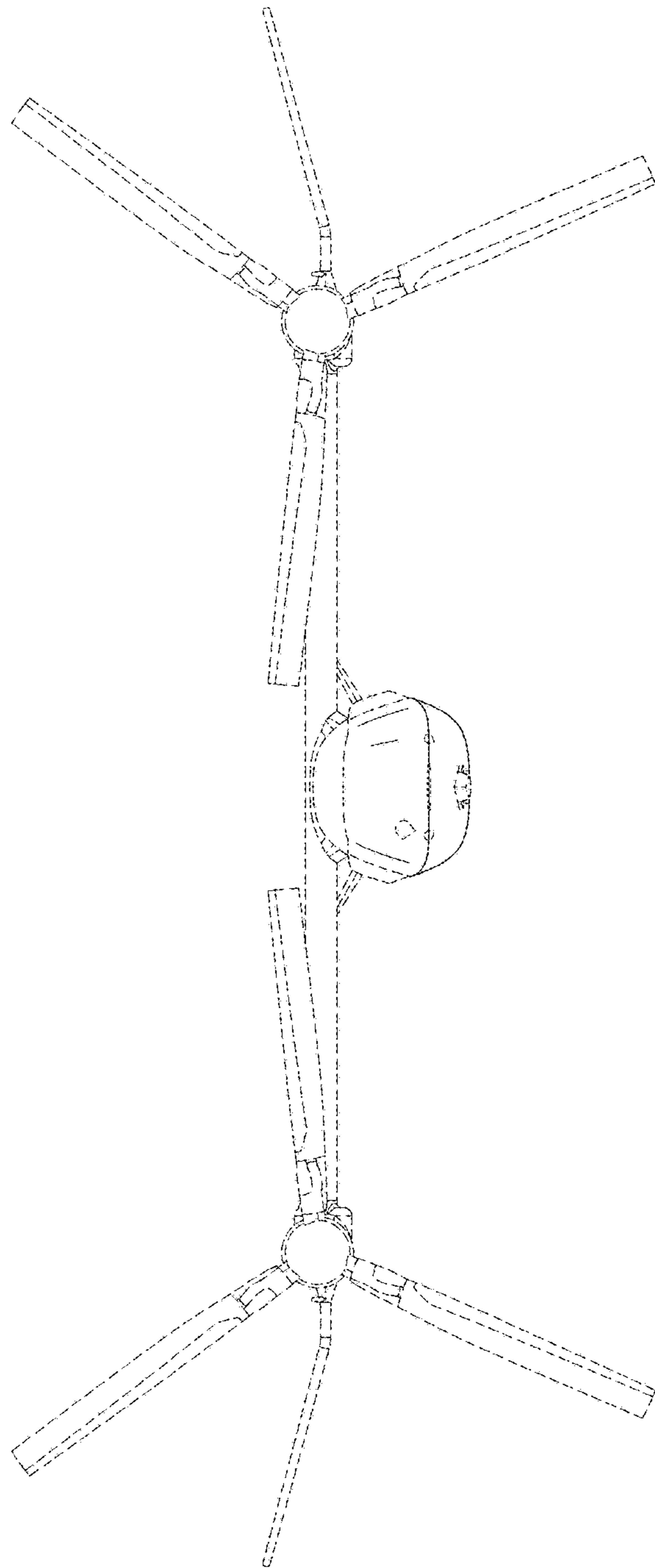


FIG. 2

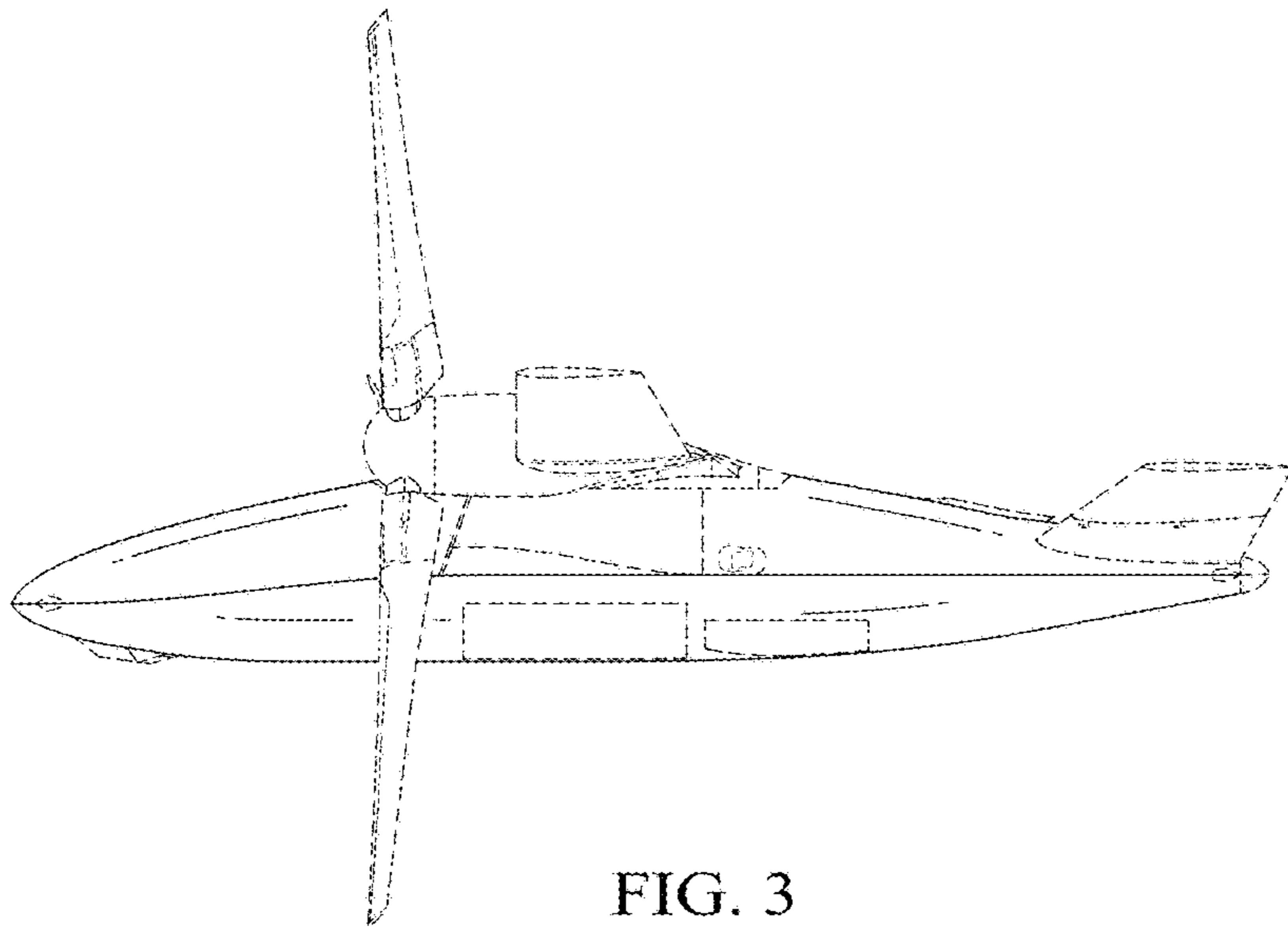


FIG. 3

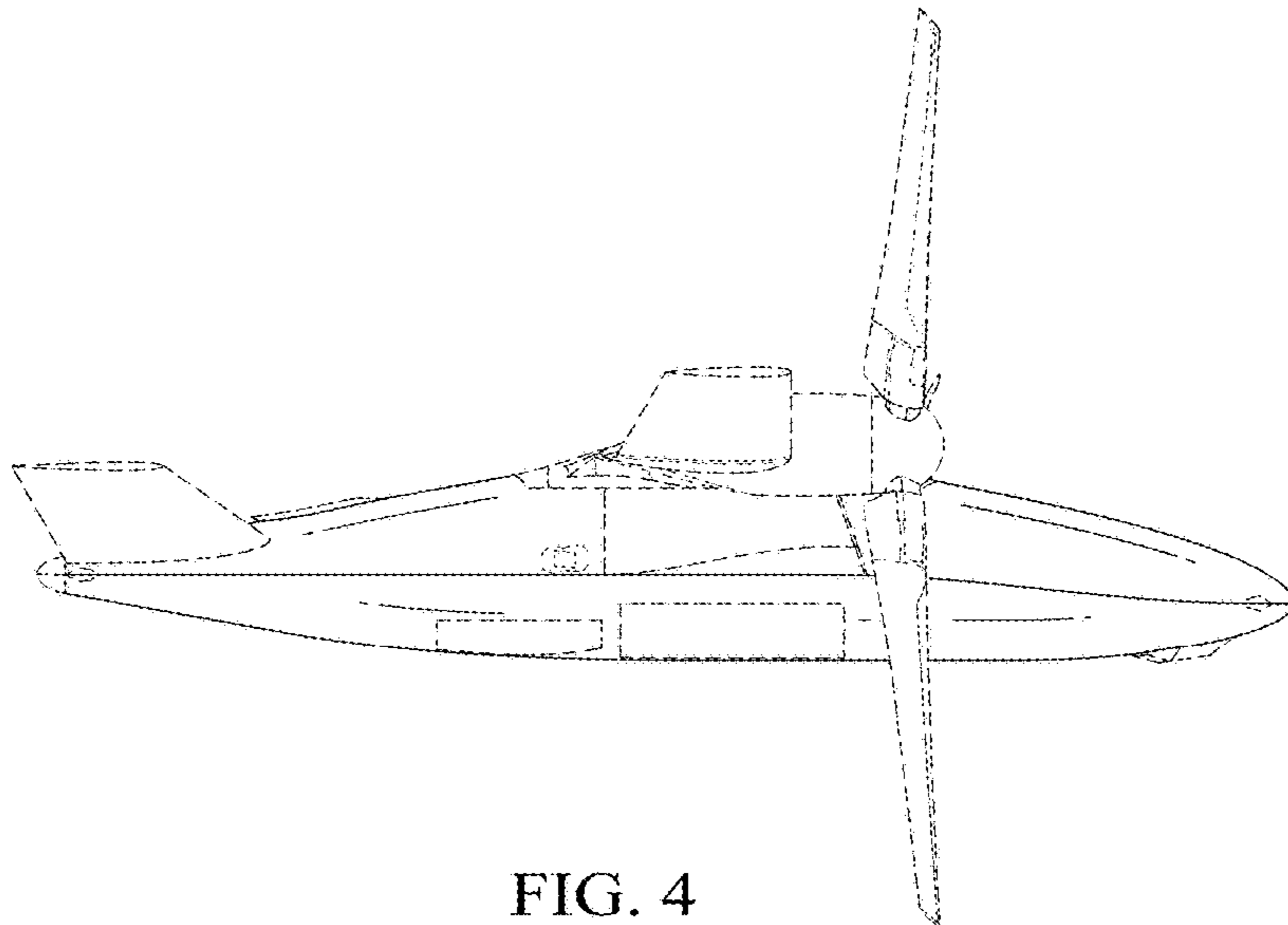


FIG. 4

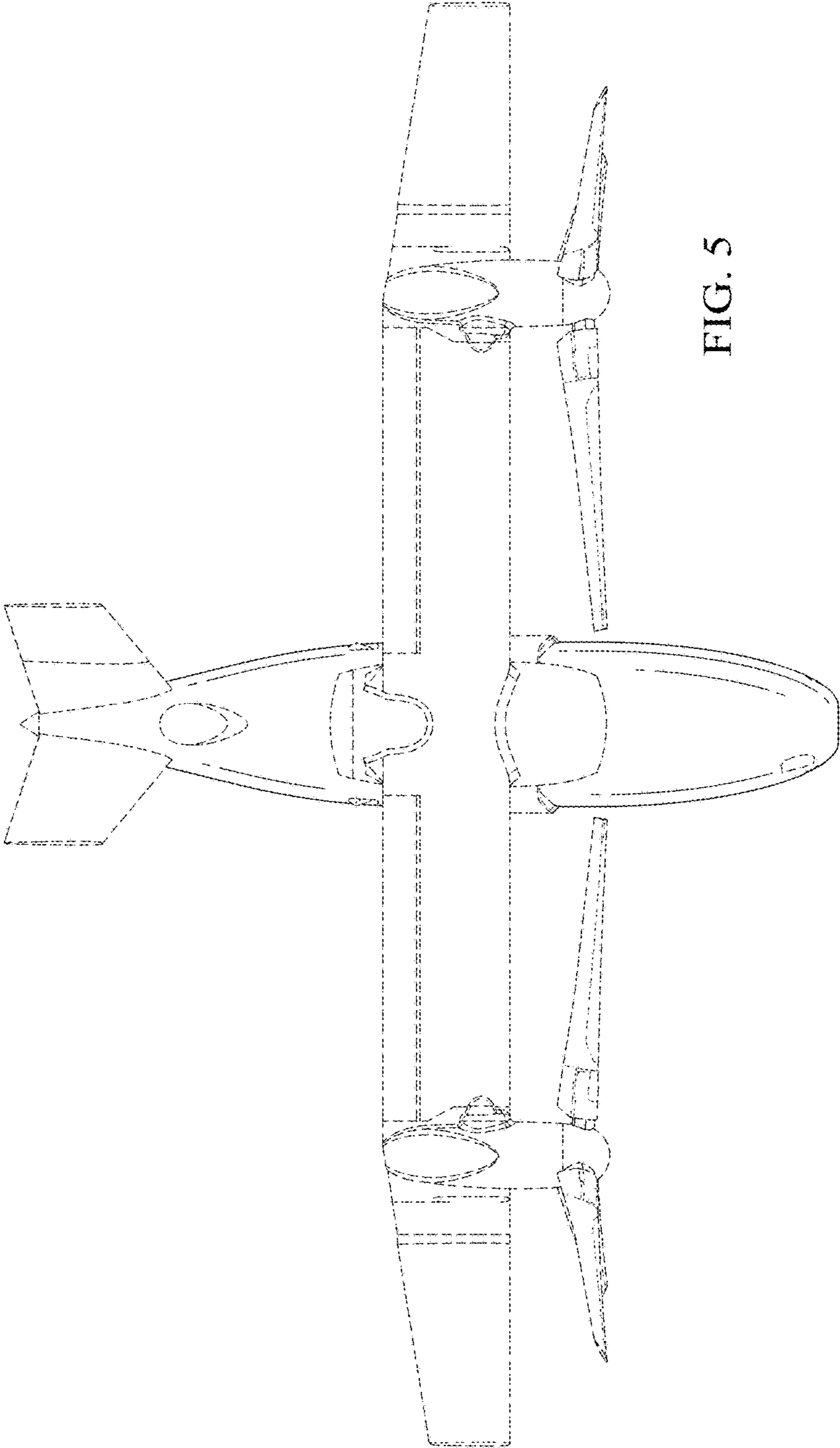


FIG. 5

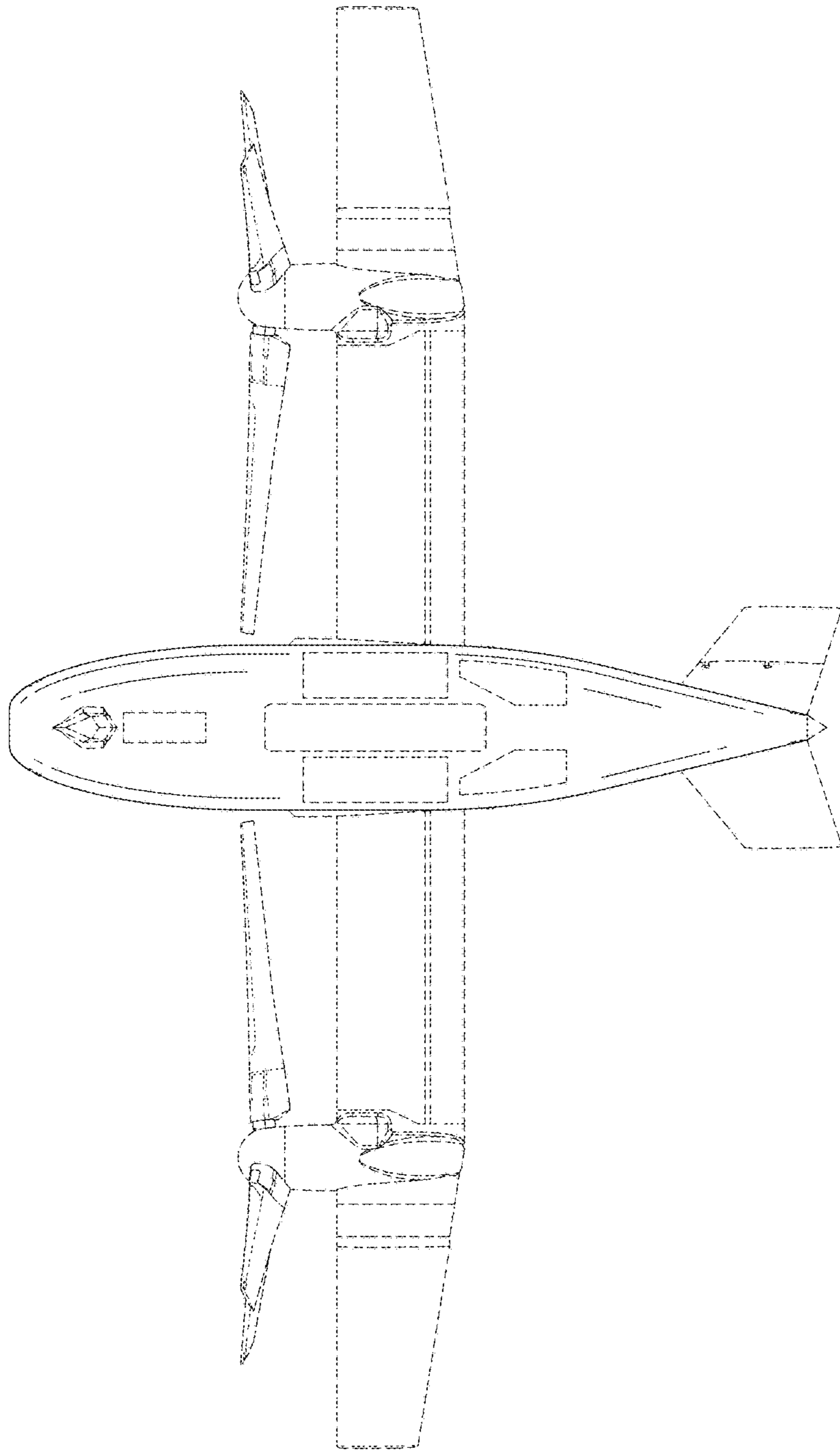


FIG. 6

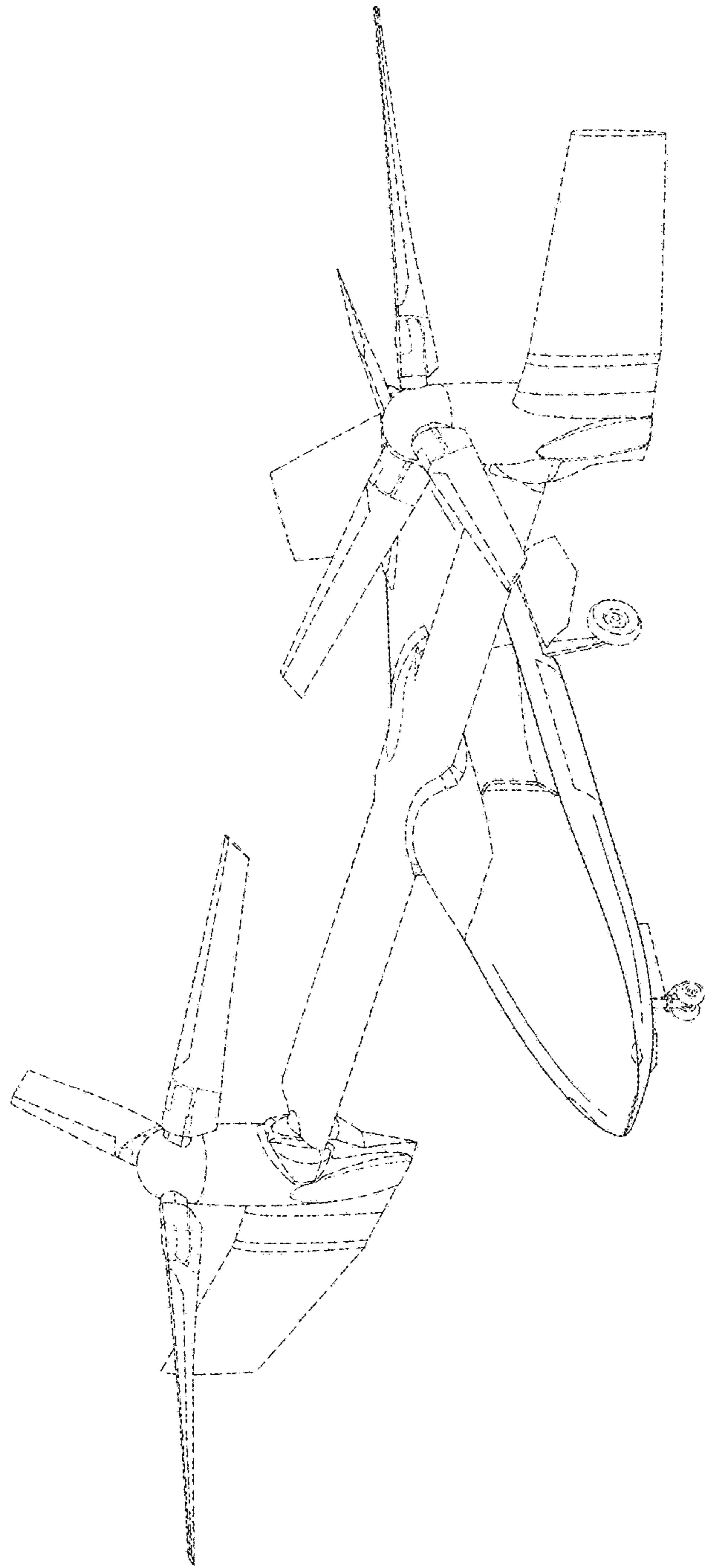


FIG. 7

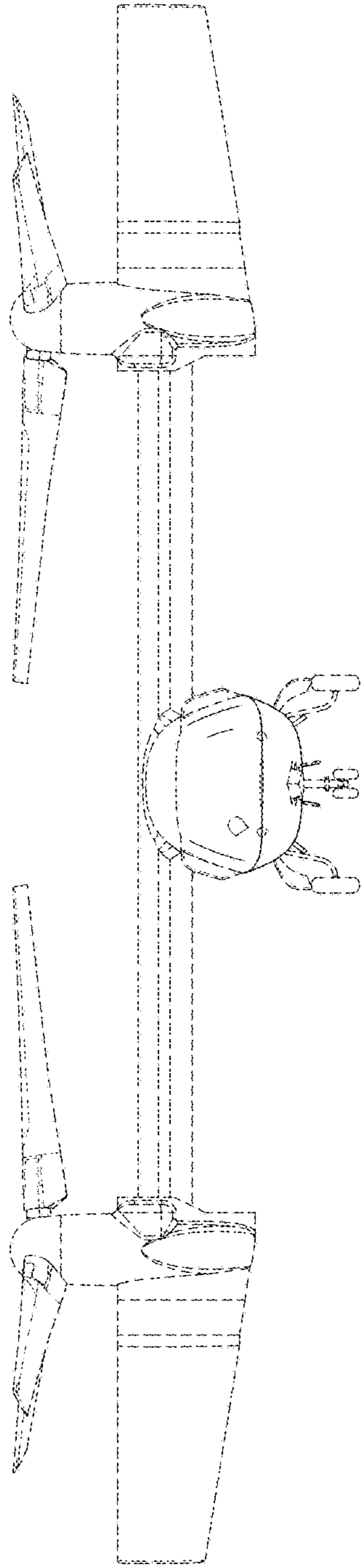


FIG. 8

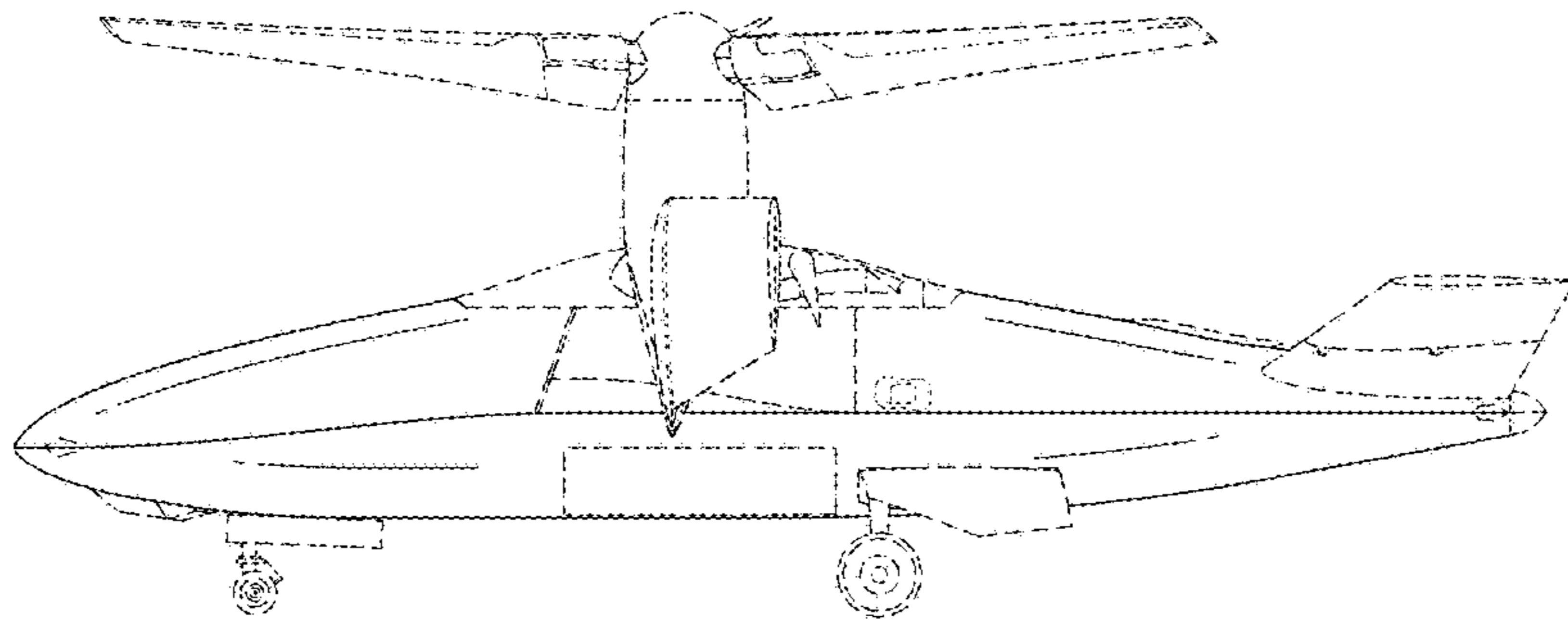


FIG. 9

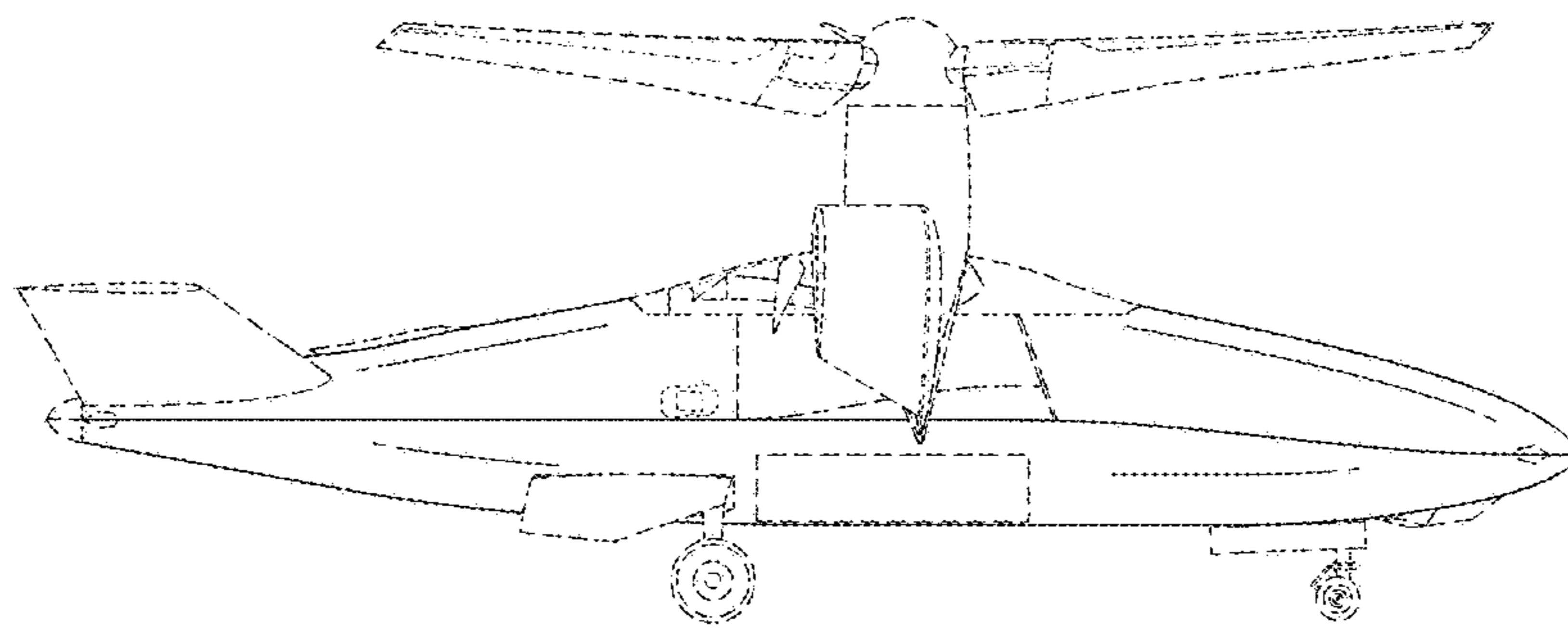


FIG. 10

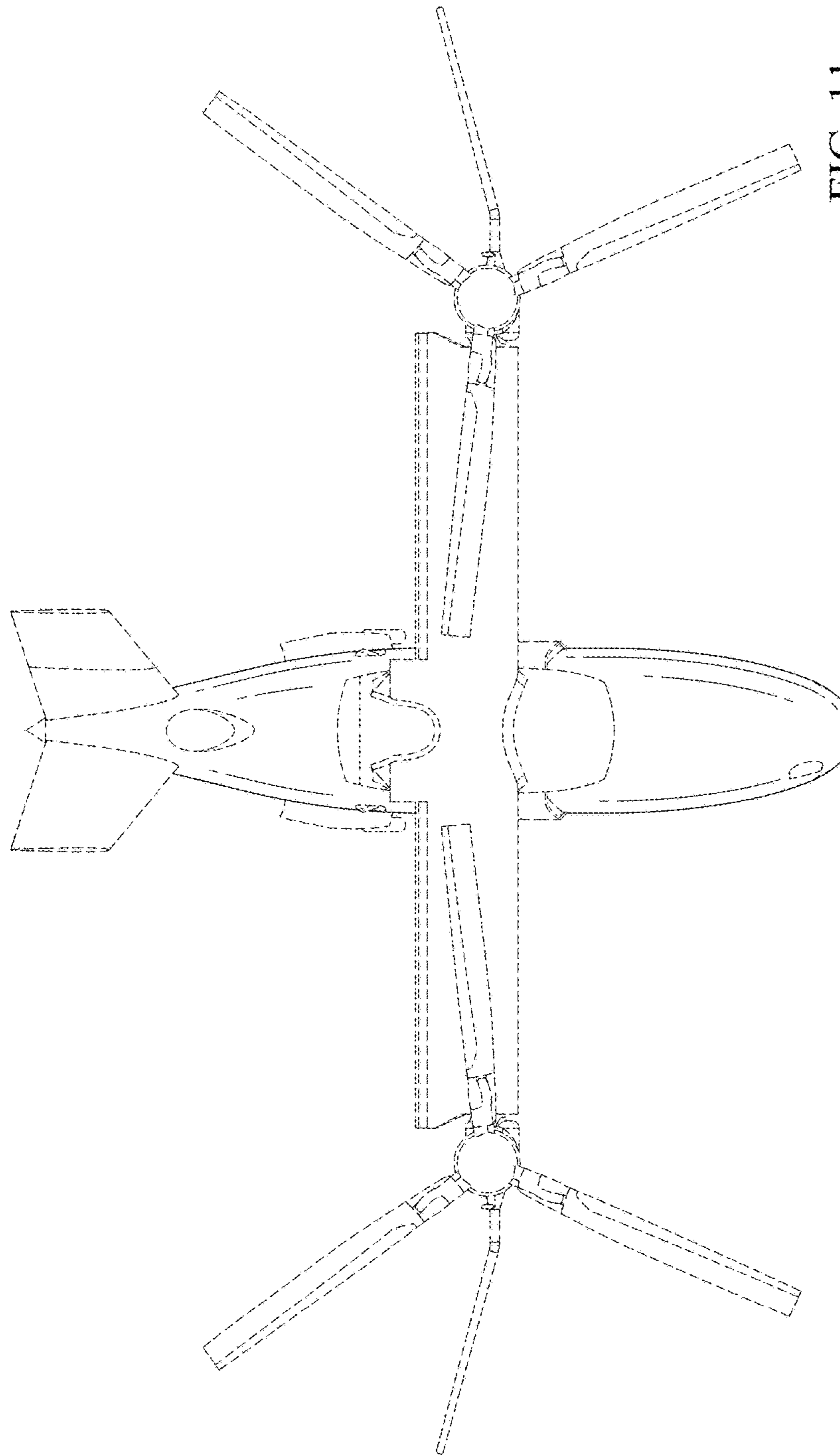


FIG. 11

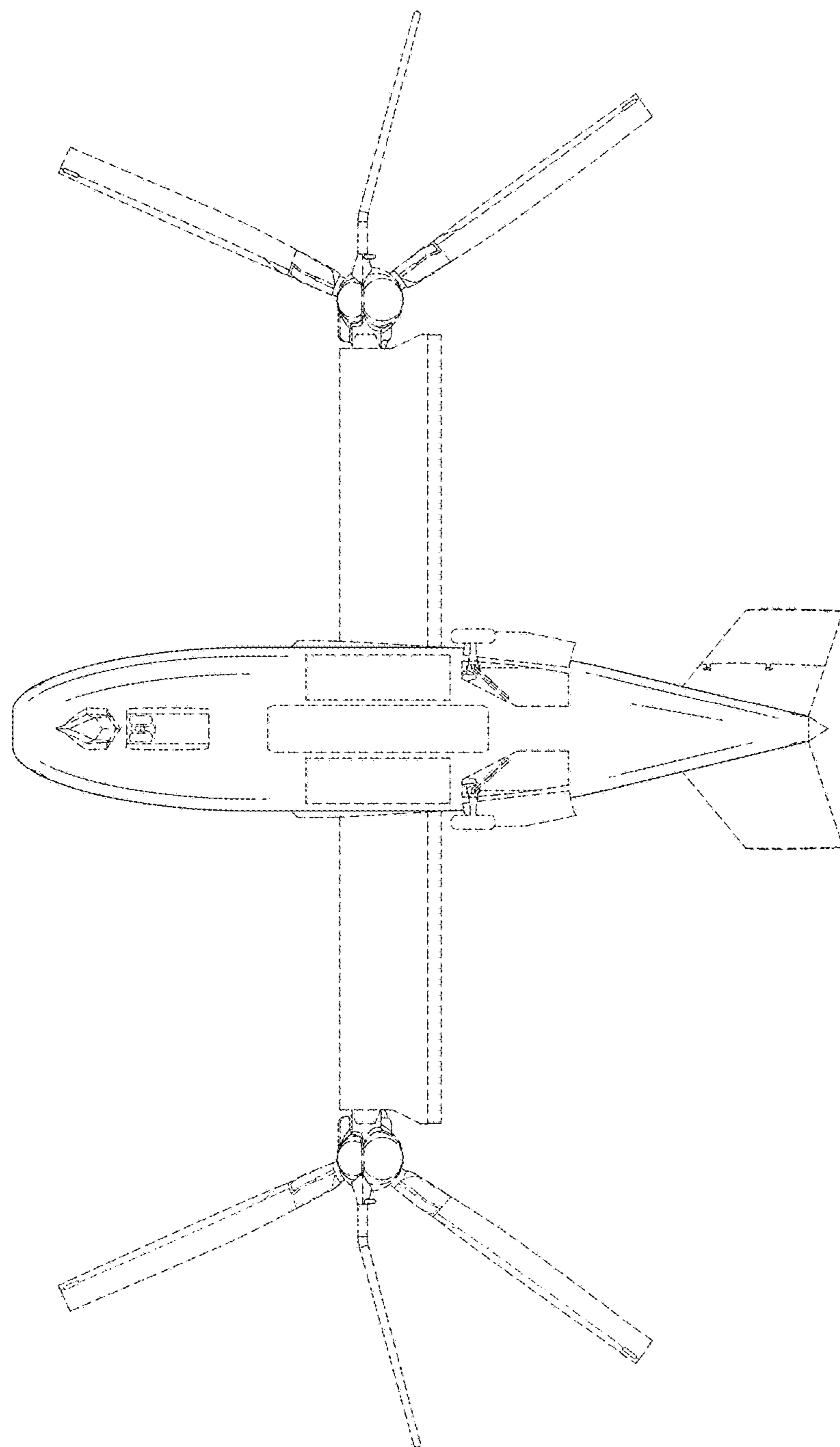


FIG. 12